



US00D770241S

(12) **United States Design Patent** (10) **Patent No.:** **US D770,241 S**
Shim (45) **Date of Patent:** **** Nov. 1, 2016**

- (54) **SPOON**
- (71) Applicant: **Kyu-sung Shim**, Incheon (KR)
- (72) Inventor: **Kyu-sung Shim**, Incheon (KR)
- (**) Term: **15 Years**
- (21) Appl. No.: **29/526,804**
- (22) Filed: **May 13, 2015**
- (51) **LOC (10) Cl.** **07-03**
- (52) **U.S. Cl.**
USPC **D7/653**
- (58) **Field of Classification Search**
USPC D7/368, 401.2, 642-645, 653-664, 669,
D7/675-677, 683, 688-689, 691; D8/107,
D8/300-301; D22/117-118; D28/38
CPC A01D 9/02; A01D 9/04; A01D 9/06;
A47G 21/00; A47G 21/004; A47G 21/005;
A47G 21/02; A47G 21/023; A47G 21/04;
A47G 21/06; A47G 21/08; A47J 43/28;
A47J 43/281; A47J 43/282; A61F 13/10;
A61J 7/0023; B25G 1/00; B25G 1/01;
B25G 1/02; B25G 3/00; B65D 75/56; B65D
75/563; B65D 75/566; B67B 7/00; B67B
7/724; B67B 7/73
See application file for complete search history.

- (56) **References Cited**
U.S. PATENT DOCUMENTS
1,128,190 A * 2/1915 Routery A47G 21/04
30/327
1,347,307 A * 7/1920 Thomas A47G 21/02
30/1

D173,445 S *	11/1954	Locander	D7/663
2,724,894 A *	11/1955	La Tour	A47G 21/04 30/324
D263,272 S *	3/1982	Jagger	D7/664
D271,739 S *	12/1983	Jagger	D7/664
D276,686 S *	12/1984	Jagger	D7/664
D419,397 S *	1/2000	Liu	D7/663
D423,887 S *	5/2000	Wills	D7/663
D486,265 S *	2/2004	Olsen	D28/38
D573,852 S *	7/2008	Wills	D7/663
D747,632 S *	1/2016	Shim	D7/653
D747,934 S *	1/2016	Shim	D7/653

* cited by examiner
Primary Examiner — Ricky Pham
(74) *Attorney, Agent, or Firm* — John K. Park; Park Law Firm

(57) **CLAIM**
The ornamental design for a spoon, as shown and described.

DESCRIPTION

FIG. 1 is a perspective view of a spoon showing my new design;
FIG. 2 is a front view thereof;
FIG. 3 is a rear view thereof;
FIG. 4 is a left view thereof;
FIG. 5 is a right view thereof;
FIG. 6 is a top plan view thereof; and,
FIG. 7 is a bottom view thereof.

1 Claim, 4 Drawing Sheets

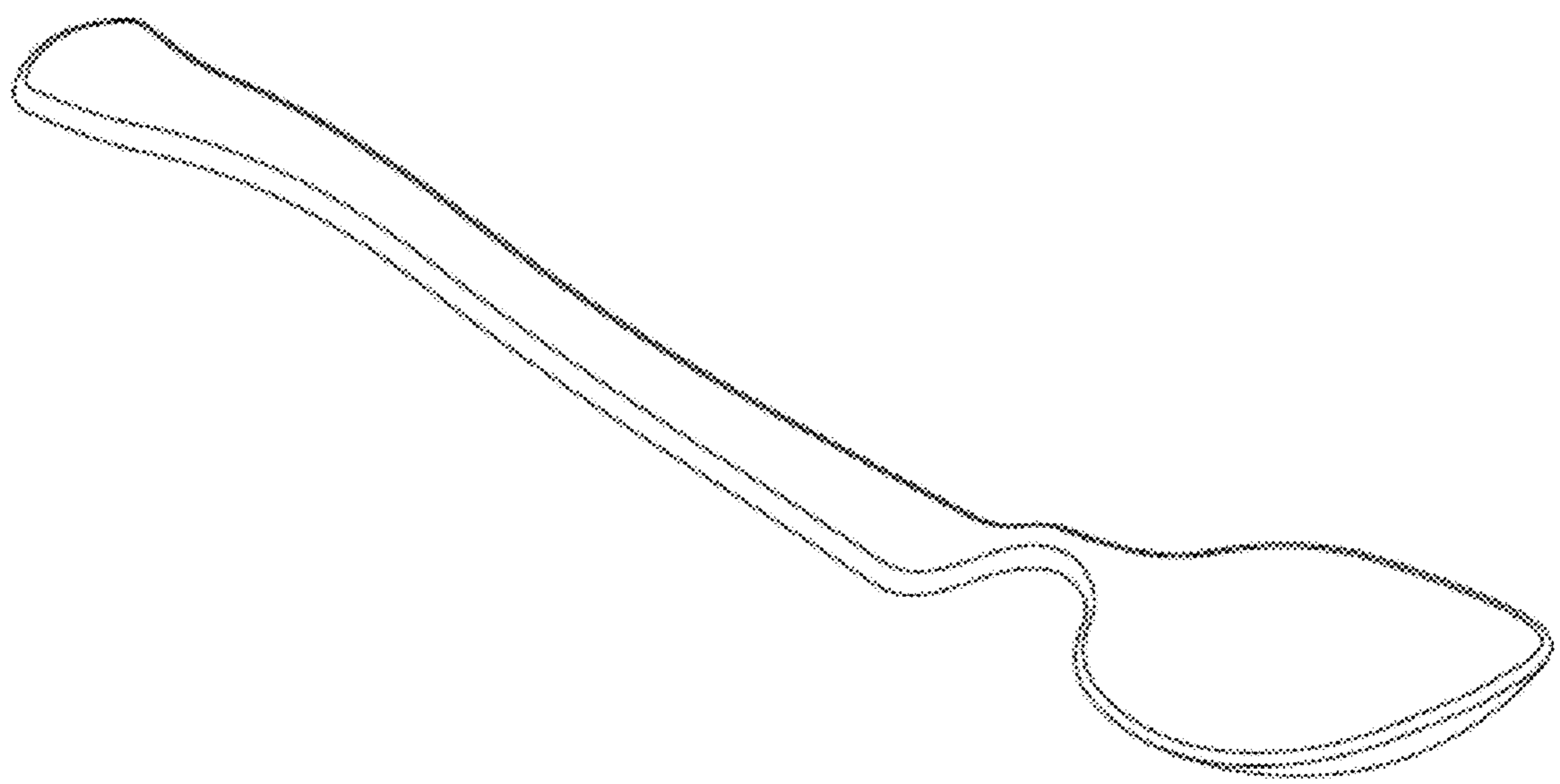


Fig. 1

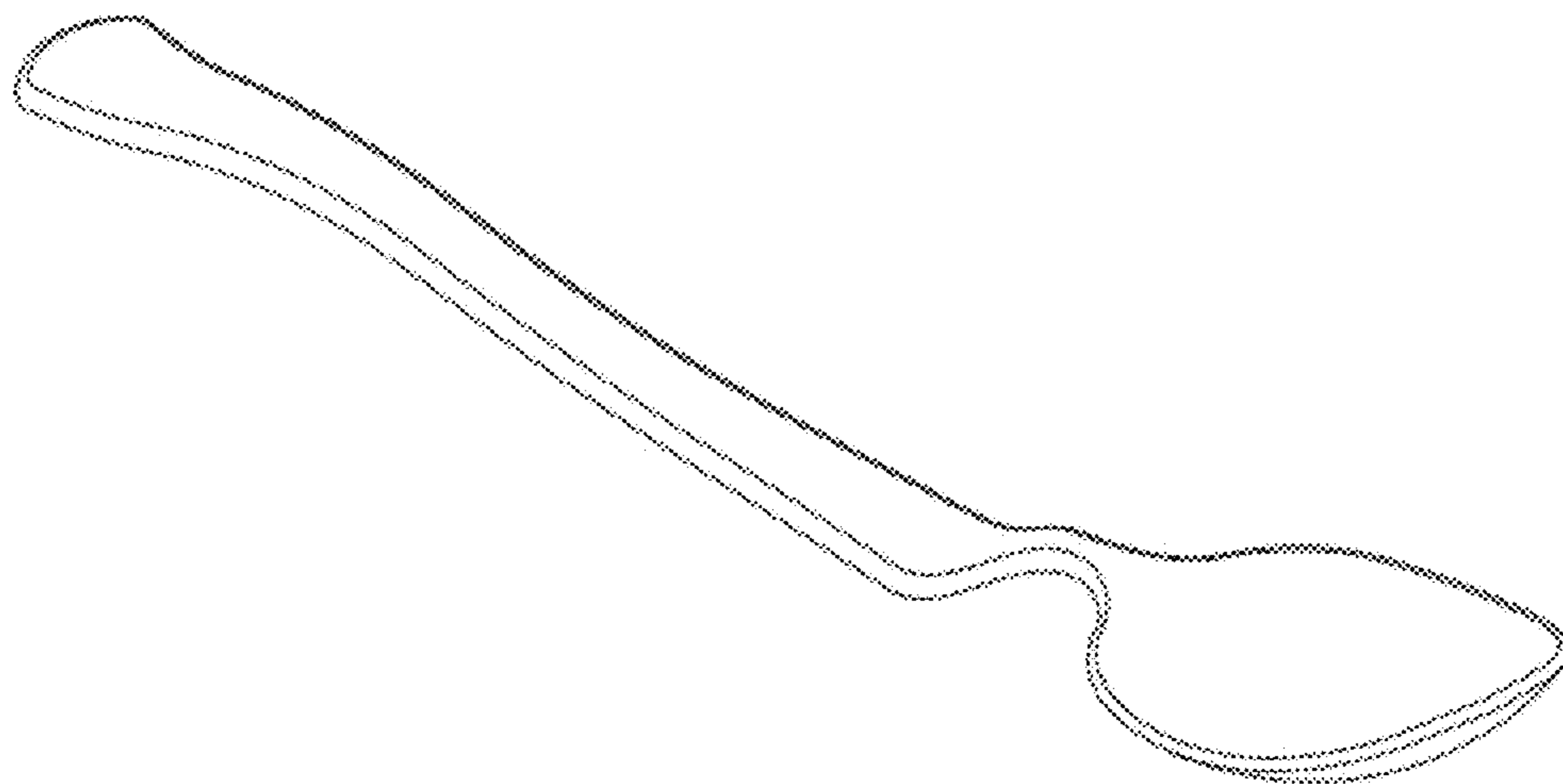


Fig. 2




Fig. 3




Fig. 4

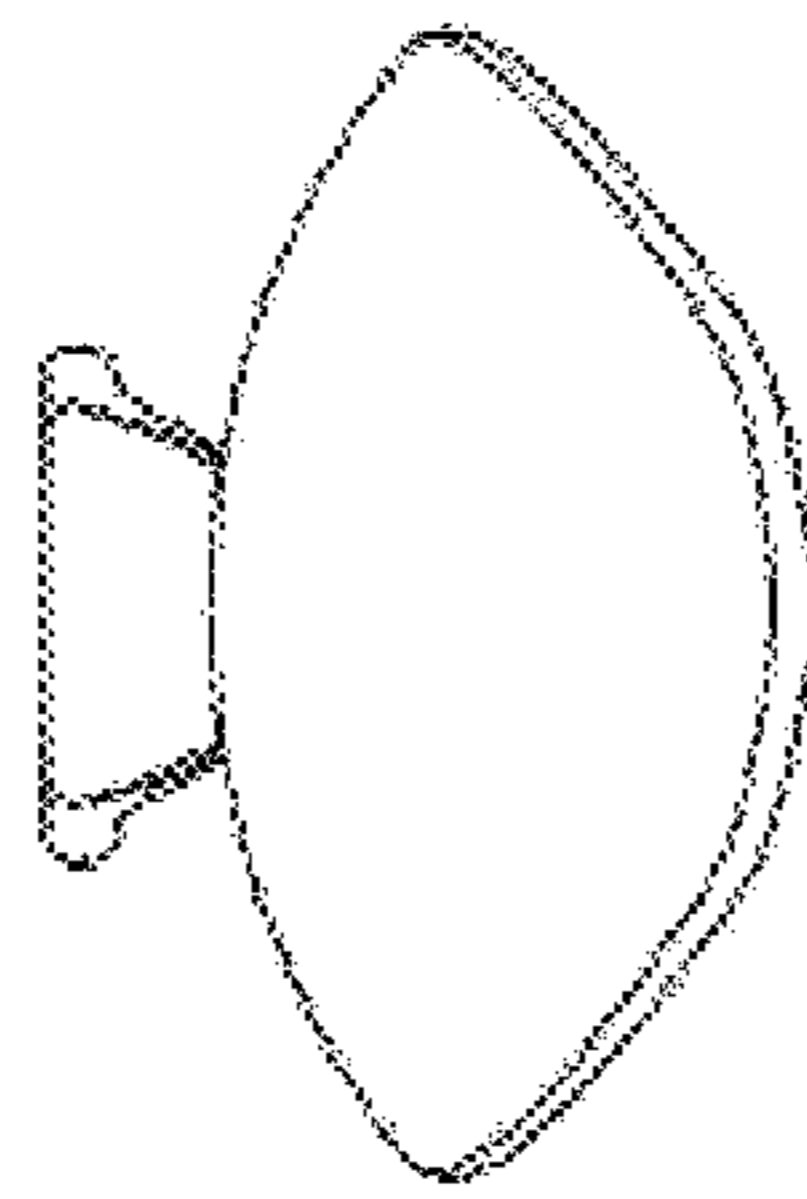


Fig. 5

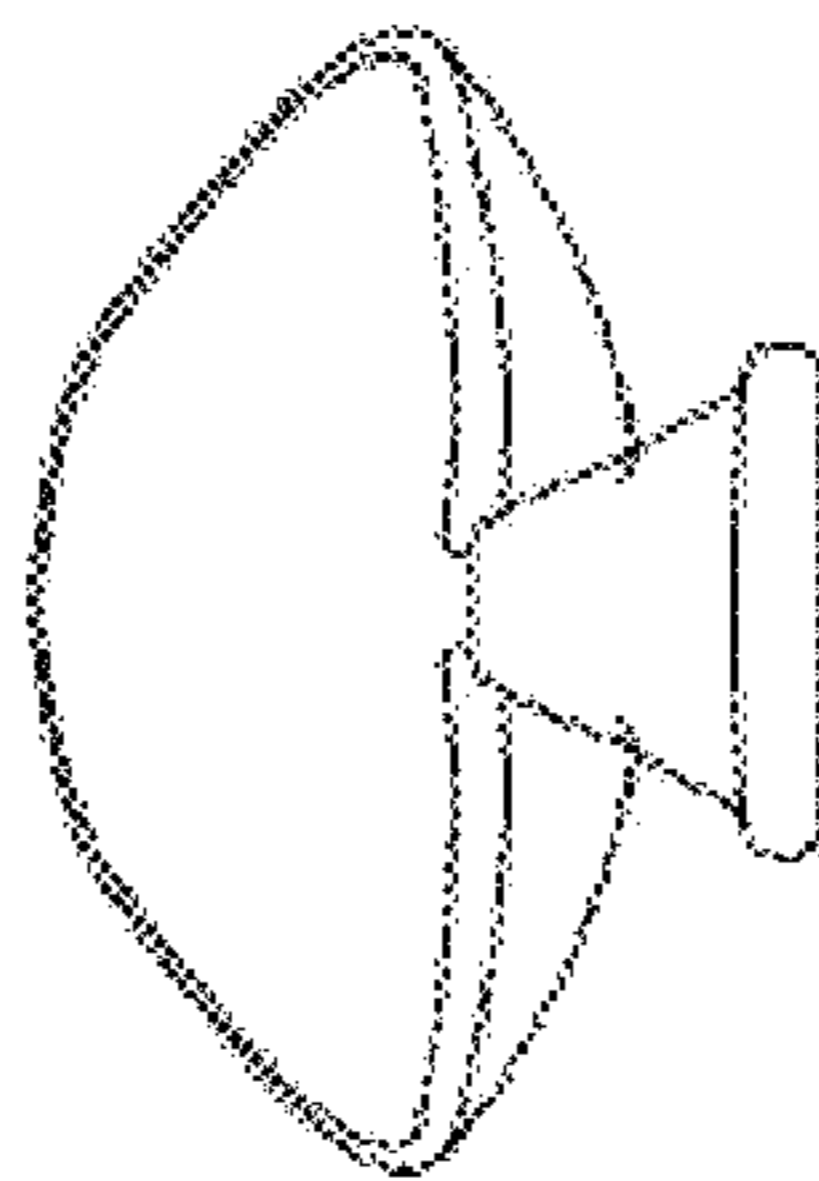


Fig. 6

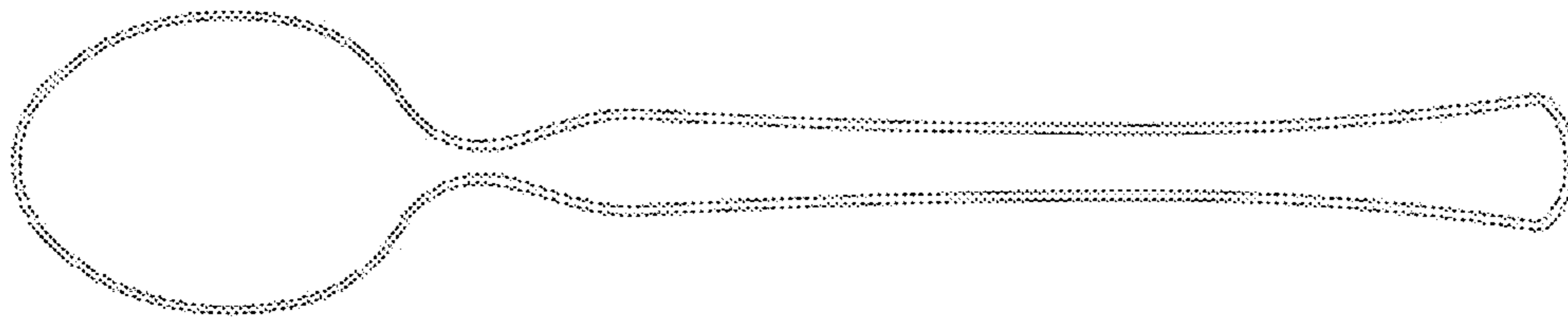


Fig. 7

