

US00D770202S

(12) **United States Design Patent** (10) **Patent No.:** **US D770,202 S**  
**Scott-Gary** (45) **Date of Patent:** **\*\* Nov. 1, 2016**

(54) **FOOT REST PILLOW**  
(71) Applicant: **Christie Scott-Gary**, Memphis, TN (US)  
(72) Inventor: **Christie Scott-Gary**, Memphis, TN (US)  
(\*\*) Term: **14 Years**  
(21) Appl. No.: **29/511,531**

D627,074 S 11/2010 Ray  
D637,436 S \* 5/2011 Lovinger ..... D6/601  
D715,581 S \* 10/2014 Kawamura ..... D6/601  
D729,545 S \* 5/2015 Blumenthal ..... D6/601  
9,038,220 B2 \* 5/2015 Aas-Jakobsen ..... A47G 9/1045  
5/632  
2003/0032996 A1 \* 2/2003 Hallman ..... A61F 7/10  
607/108  
2007/0226909 A1 \* 10/2007 Goldman ..... A47G 9/10  
5/636  
2015/0089742 A1 \* 4/2015 Aas-Jakobsen ..... A47G 9/1045  
5/632

(22) Filed: **Dec. 11, 2014**  
(51) **LOC (10) Cl.** ..... **06-09**  
(52) **U.S. Cl.**  
USPC ..... **D6/601**

FOREIGN PATENT DOCUMENTS

WO 2010032935 A2 3/2010

(58) **Field of Classification Search**  
USPC ..... D6/595-601, 604-606; D21/803, 804;  
D24/183, 184, 191  
CPC ..... A47C 7/383; A47C 20/00; A47C 20/02;  
A47C 20/021; A47C 20/23; A47C 20/25;  
A47C 23/00; A47D 13/00; A47D 13/08;  
A47G 9/00; A47G 9/10; A47G 9/1027;  
A47G 9/1036; A47G 9/1045; A47G 9/1054;  
A47G 9/1063; A47G 9/1081; A47G 9/109;  
A47G 2009/1018; A63B 23/035; A63B  
71/10; A61F 5/048; A61F 5/055; B60N  
2/2851; B60N 2/48; B60N 2/4805; B60N  
2/7005

OTHER PUBLICATIONS

[http://www.activeforever.com/content/images/thumbs/0031023\\_foot-elevator-pillow.jpeg](http://www.activeforever.com/content/images/thumbs/0031023_foot-elevator-pillow.jpeg) (Mar. 15, 2013).  
<http://2.imimg.com/data2/AM/PV/MY-2600869/antimicrobial-foot-pillow-250x250.jpg> (Jul. 6, 2011).  
[http://image.rakuten.co.jp/imaster/cabinet/kenko197/1515580h\\_I.jpg?\\_ex=128x128](http://image.rakuten.co.jp/imaster/cabinet/kenko197/1515580h_I.jpg?_ex=128x128) (Jul. 5, 2011).  
[http://www.healthandcare.co.uk/user/products/large/mckenzie\\_cervical\\_roll.jpg](http://www.healthandcare.co.uk/user/products/large/mckenzie_cervical_roll.jpg) (Aug. 10, 2011).

See application file for complete search history.

\* cited by examiner  
*Primary Examiner* — Mary Ann Calabrese  
(74) *Attorney, Agent, or Firm* — Robert C. Montgomery; Montgomery Patent & Design, LLC

(56) **References Cited**

(57) **CLAIM**  
The ornamental design for a foot rest pillow, as shown and described.


U.S. PATENT DOCUMENTS

**DESCRIPTION**

1,067,733 A 7/1913 Hassel  
2,709,435 A 5/1955 Kress  
3,345,656 A 10/1967 Steinman  
3,931,654 A 1/1976 Spann  
3,946,451 A 3/1976 Spann  
5,085,214 A \* 2/1992 Barrett ..... A61F 5/01  
128/882  
5,477,866 A 12/1995 Davenport  
6,161,239 A \* 12/2000 Grazel ..... A47C 27/086  
5/655  
D446,677 S \* 8/2001 Hall ..... D6/601  
D447,376 S \* 9/2001 Kramer ..... 5/922  
D555,253 S \* 11/2007 McConnico ..... D24/183  
D582,045 S \* 12/2008 James ..... D24/191

FIG. 1 is a perspective front view of the foot rest pillow, showing my new design;  
FIG. 2 is a right side view with the left side view being a mirror image thereof;  
FIG. 3 is a rear view thereof;  
FIG. 4 is a front view thereof;  
FIG. 5 is a top view thereof;  
FIG. 6 is a bottom view thereof; and,  
FIG. 7 is a perspective front view showing the foot rest pillow in an alternate closed configuration.  
In the drawings, the broken lines represent portions of the foot rest pillow that form no part of the claimed design.

**1 Claim, 3 Drawing Sheets**



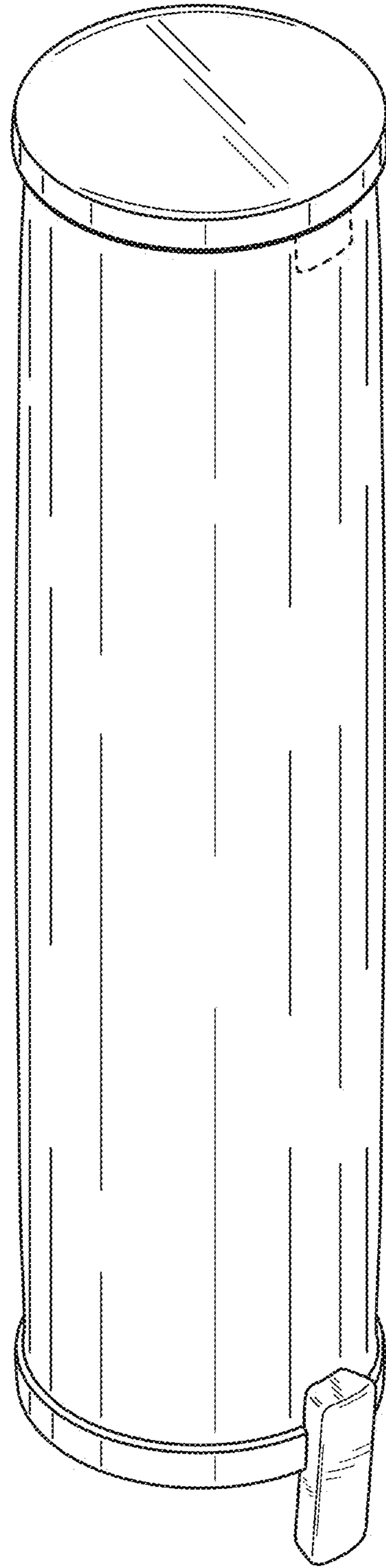


Fig. 1

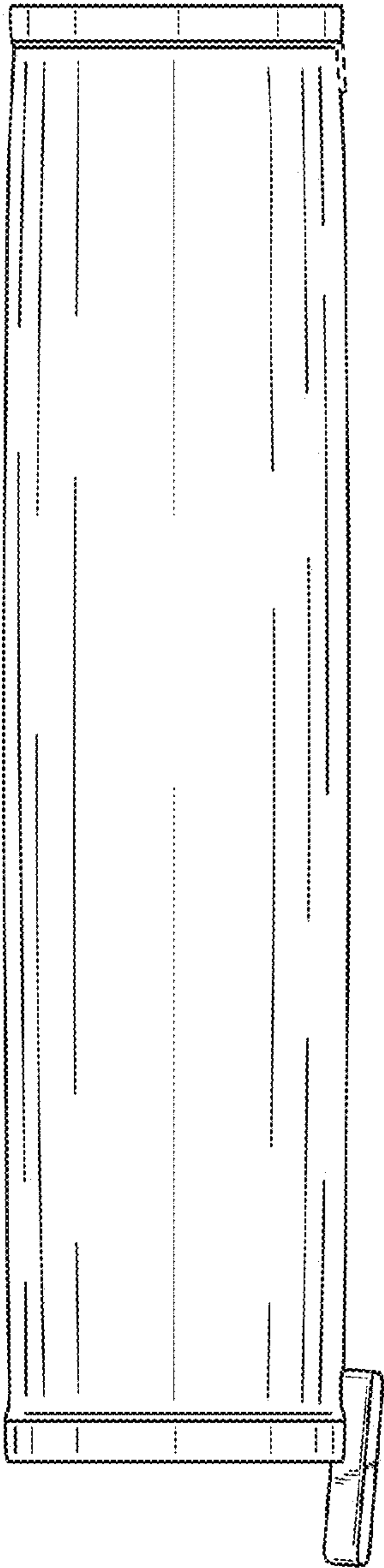


Fig. 2

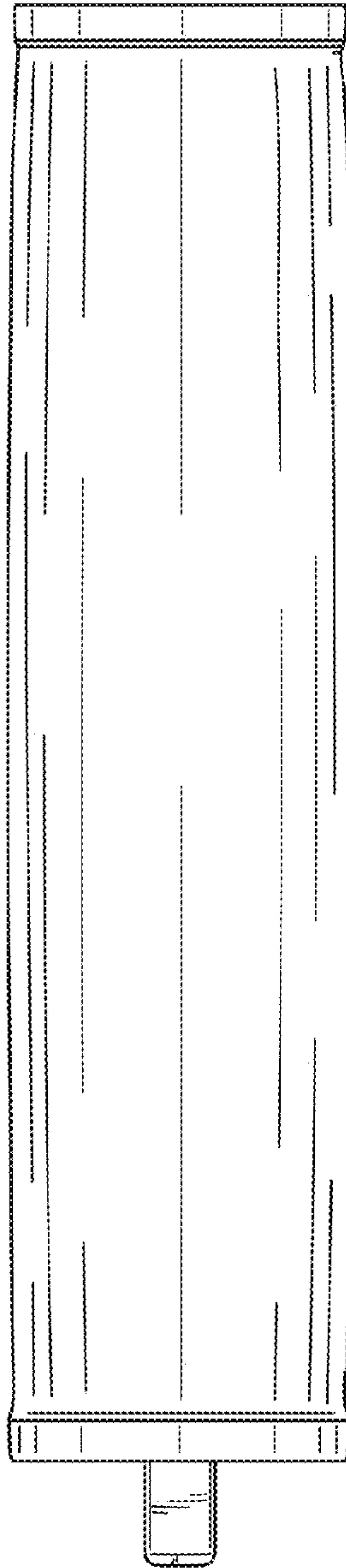


Fig. 3

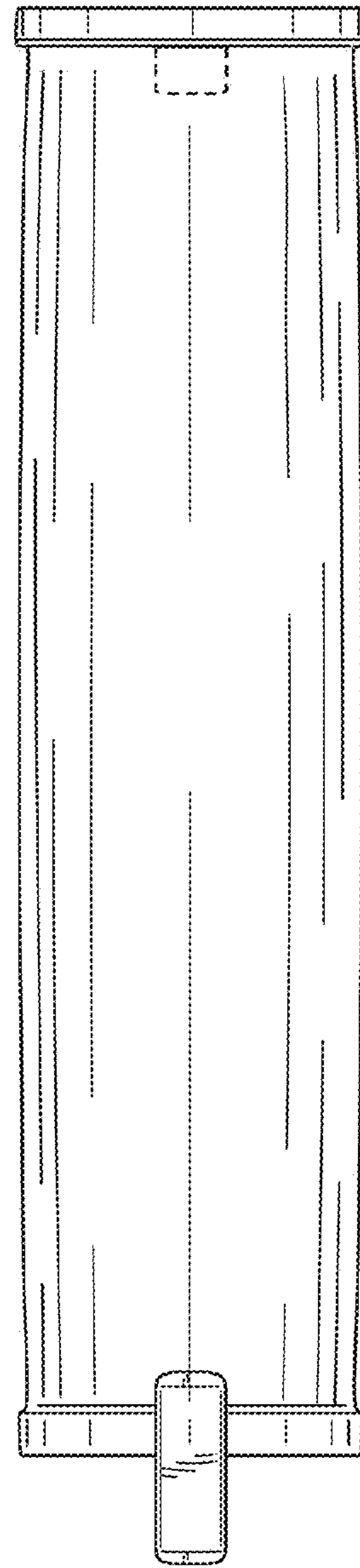


Fig. 4

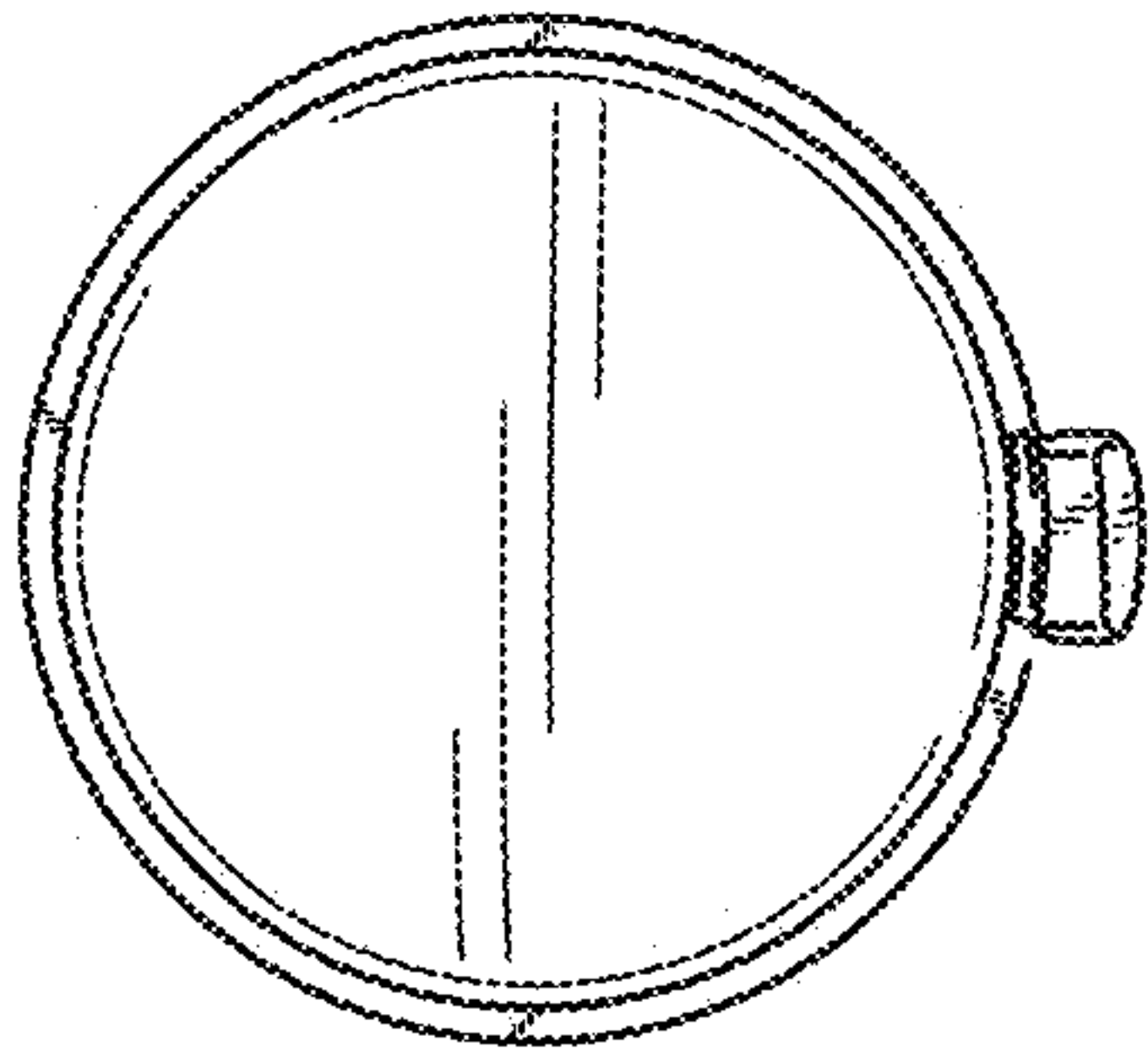


Fig. 5

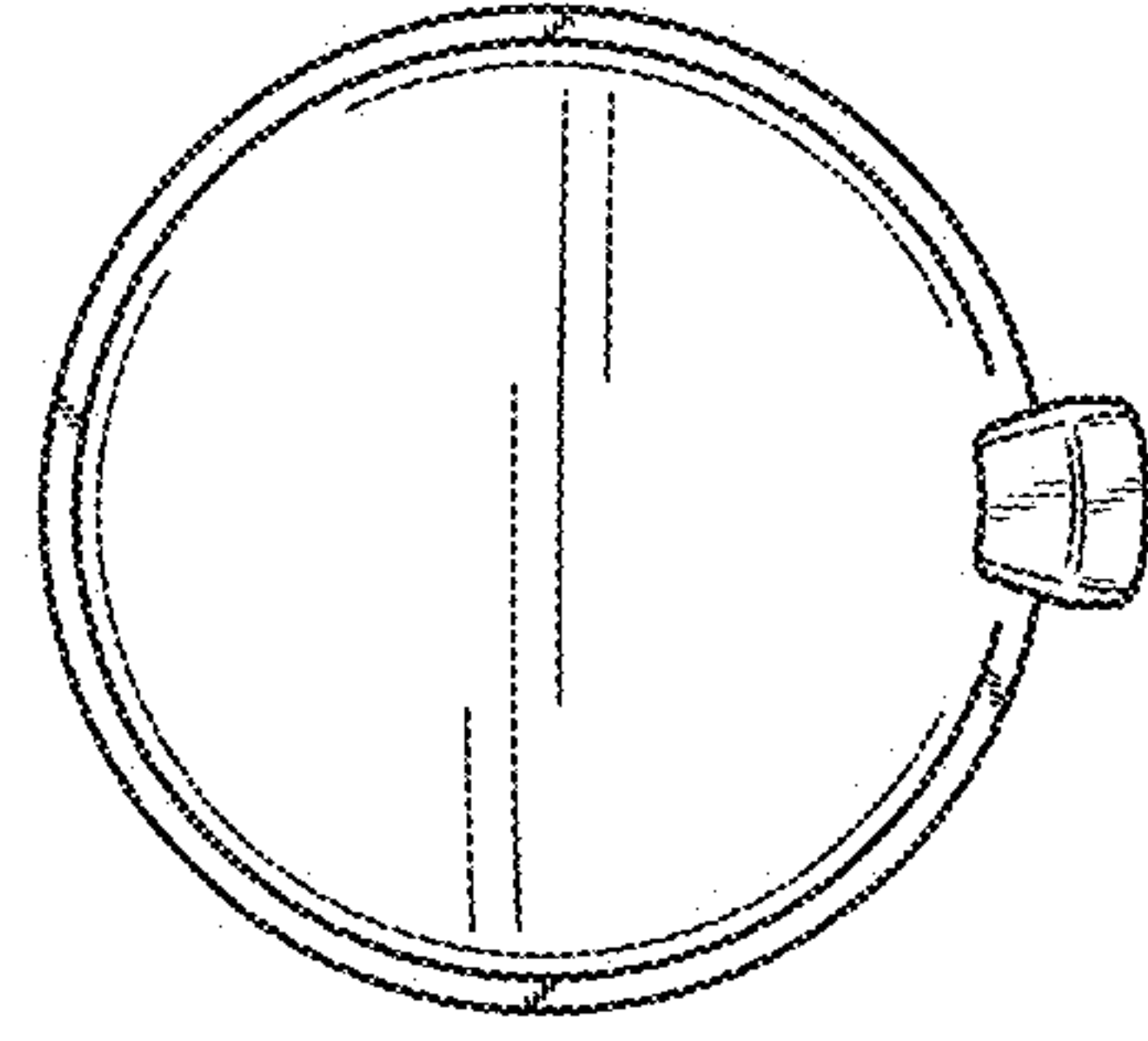


Fig. 6

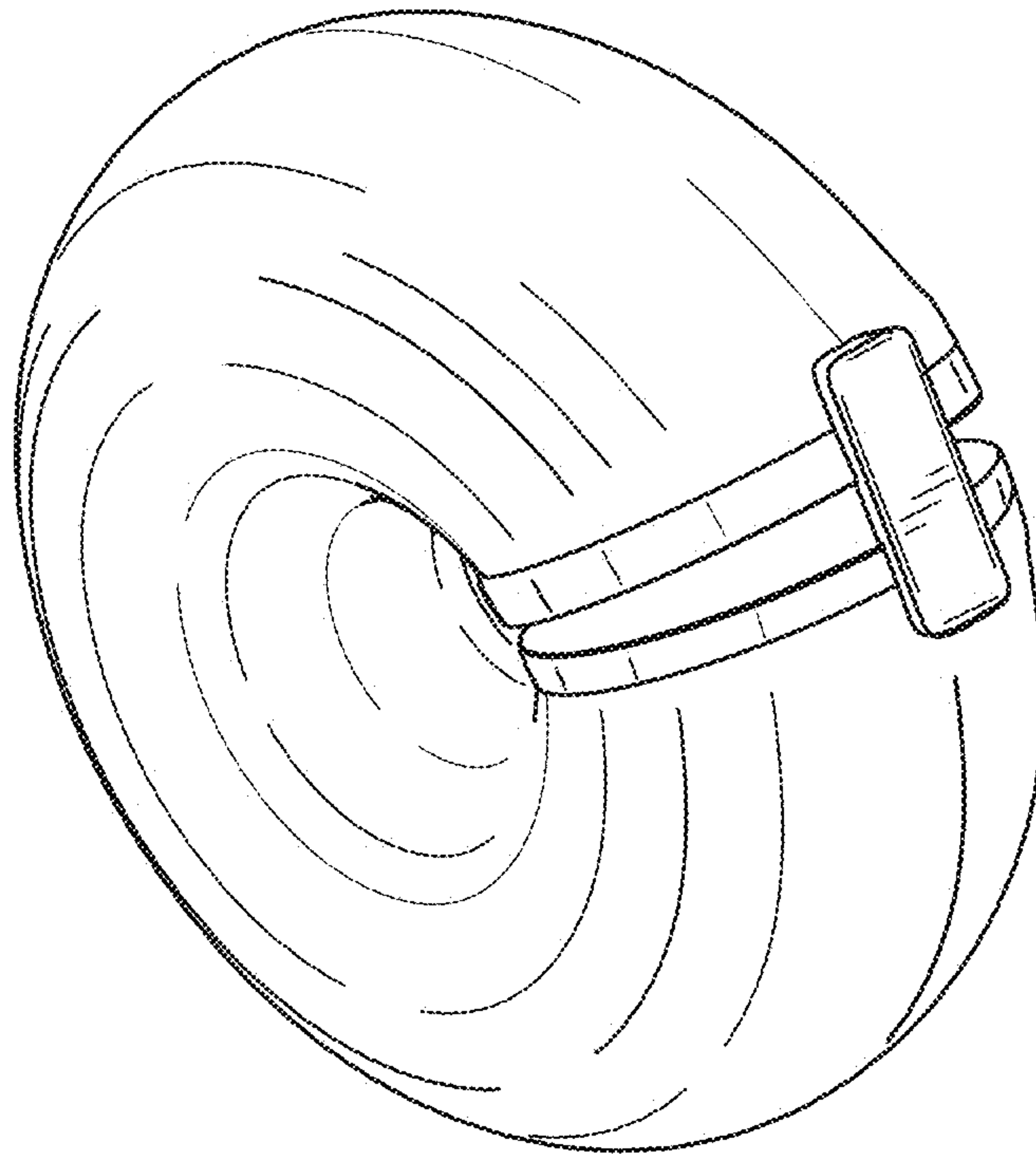


Fig. 7