



US00D770194S

(12) **United States Design Patent**
Langhammer et al.

(10) **Patent No.:** **US D770,194 S**

(45) **Date of Patent:** **** Nov. 1, 2016**

- (54) **REMOTE CONTROL HOLDER**
- (71) Applicant: **Amazon Technologies, Inc.**, Seattle, WA (US)
- (72) Inventors: **Heinz-Dominik Langhammer**, San Francisco, CA (US); **Marc Rene Walliser**, San Francisco, CA (US); **Robert Brian Curtis**, San Francisco, CA (US); **Christopher Green**, San Francisco, CA (US)
- (73) Assignee: **Amazon Technologies, Inc.**, Seattle, WA (US)
- (**) Term: **14 Years**
- (21) Appl. No.: **29/503,714**
- (22) Filed: **Sep. 29, 2014**
- (51) **LOC (10) Cl.** **06-99**
- (52) **U.S. Cl.**
USPC **D6/512**
- (58) **Field of Classification Search**
USPC D6/512-514, 553, 567, 569, 682.4, D6/683.1, 691; D3/265-266, 218, 231; D8/373; D13/108; D14/218; 224/240; 229/120.12; 211/26.1; 248/176.1, 248/309.1
CPC H01H 9/025; H04N 5/64
See application file for complete search history.

D333,580 S *	3/1993	Brummett	D3/218
5,244,173 A *	9/1993	Kulyk	H04N 5/64 211/26.1
D346,085 S *	4/1994	Wagner	D3/218
5,305,980 A *	4/1994	Le Blanc	H01H 9/0242 211/26.1
D377,876 S *	2/1997	Hatala	D6/513
5,816,414 A *	10/1998	Wilen	H04N 5/64 211/26.1
D556,129 S *	11/2007	Choi	D13/108
D593,545 S *	6/2009	Jackson	D14/218
7,642,912 B2 *	1/2010	Sholem	H01H 9/025 211/26.1

* cited by examiner

Primary Examiner — Catheri Oliver-Garcia

(74) *Attorney, Agent, or Firm* — Lee & Hayes, PLLC

(57) **CLAIM**

The ornamental design for a remote control holder, as shown and described.

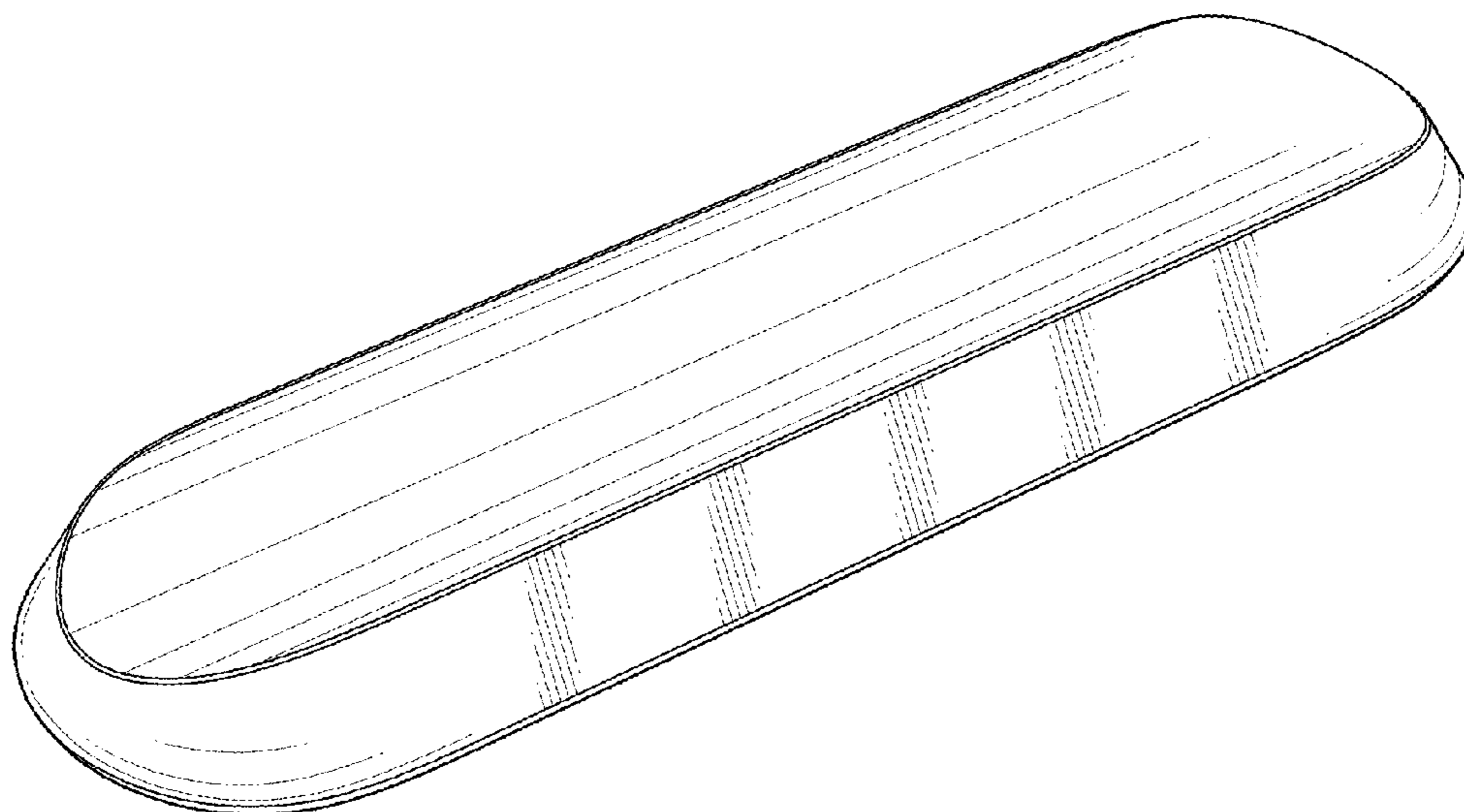
DESCRIPTION

FIG. 1 is a perspective view of a remote control holder; FIG. 2 is a bottom perspective view of the remote control holder of FIG. 1; FIG. 3 is a top view of the remote control holder of FIG. 1; FIG. 4 is a left-side view of the remote control holder of FIG. 1, the right-side view of the remote control holder being identical the left-side; FIG. 5 is a bottom view of the remote control holder of FIG. 1; and, FIG. 6 is a front view of the remote control holder of FIG. 1, the rear view of the remote control holder being identical to the front view.

The broken lines are directed to unclaimed portions and form no part of the claimed design.

1 Claim, 2 Drawing Sheets

- (56) **References Cited**
U.S. PATENT DOCUMENTS
D318,771 S * 8/1991 Wellner D6/553
D320,714 S * 10/1991 Singley 224/240
D324,810 S * 3/1992 Moye, Sr. D3/218



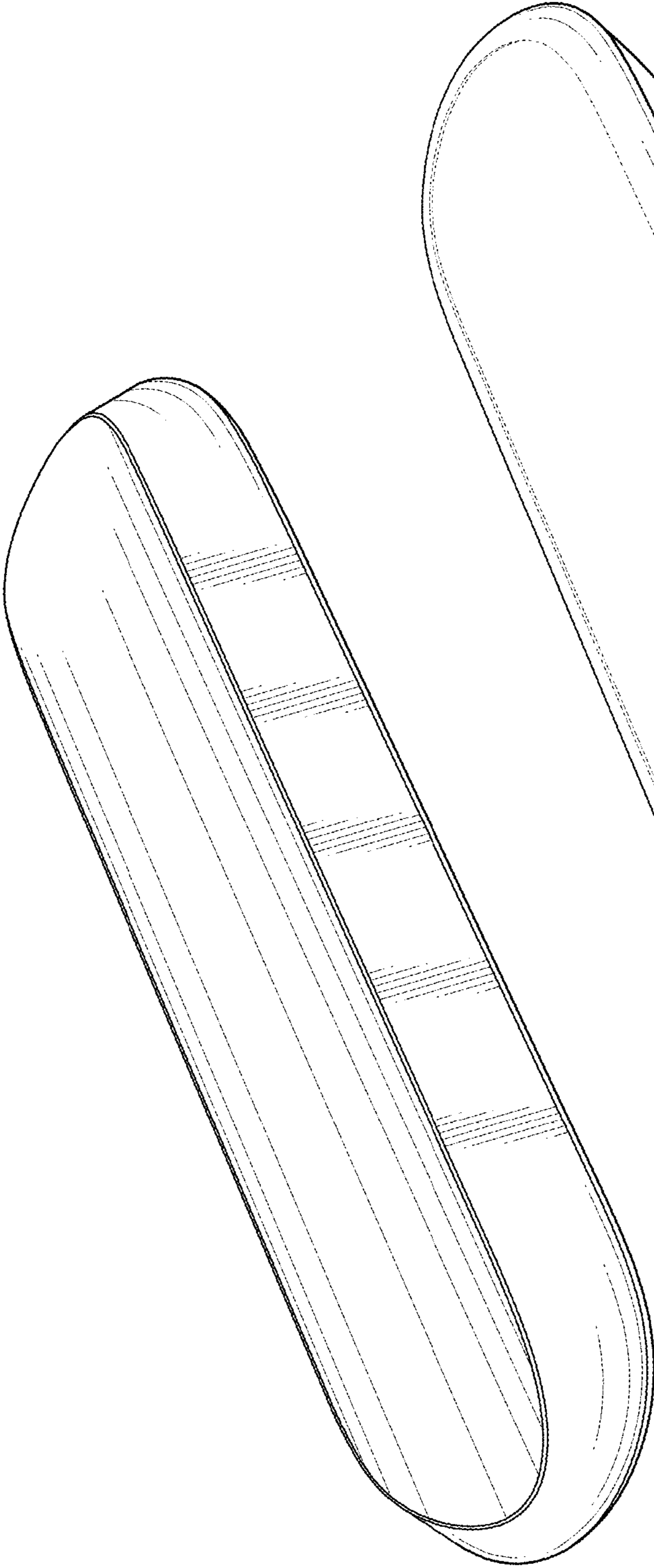


FIG. 1



FIG. 2

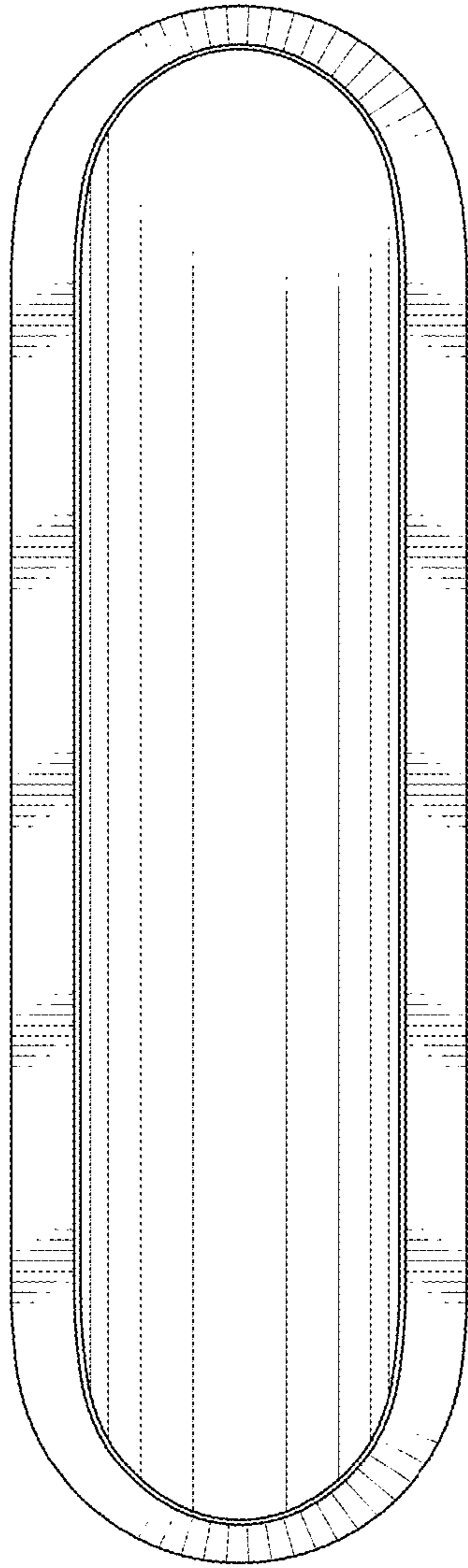


FIG. 3

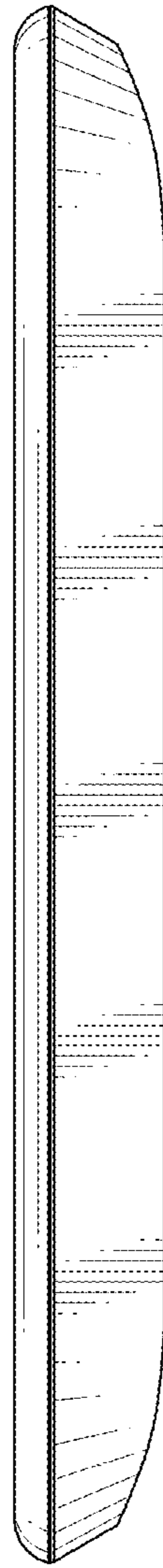


FIG. 4




FIG. 5

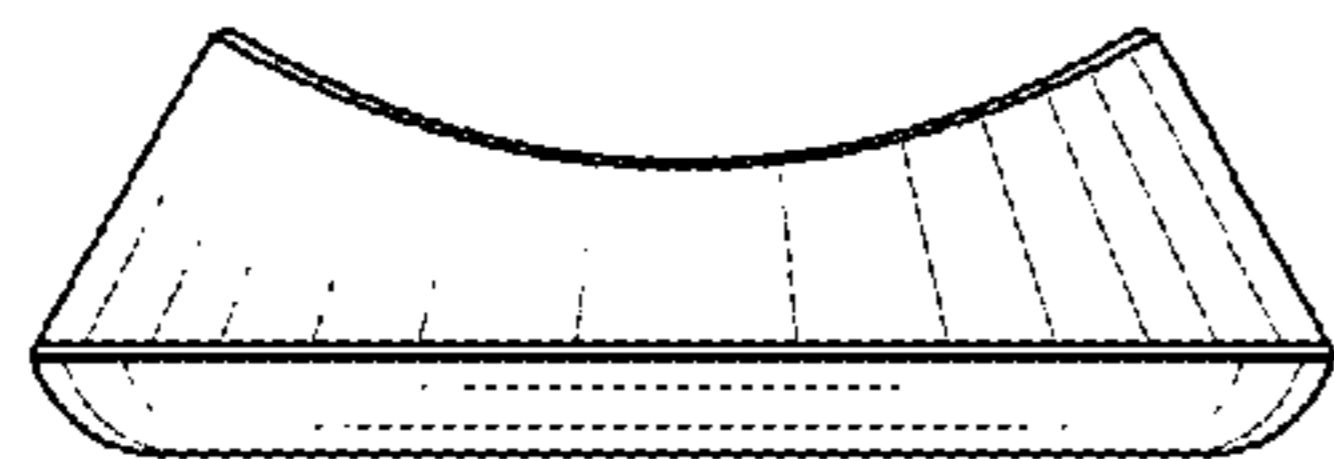


FIG. 6