



US00D770176S

(12) **United States Design Patent** (10) **Patent No.:** **US D770,176 S**
Guyon et al. (45) **Date of Patent:** **** Nov. 1, 2016**

(54) HANDBAG	D634,119 S	3/2011	Guyon et al.
	D634,928 S	3/2011	Guyon et al.
(71) Applicant: S.A.S. JEAN CASSEGRAIN , Paris (FR)	D635,357 S	4/2011	Guyon et al.
	D635,358 S	4/2011	Guyon et al.
	D648,122 S	11/2011	Guyon et al.
(72) Inventors: Isabelle Guyon , Paris (FR); Sophie Delafontaine , Versailles (FR); Philippe Cassegrain , Paris (FR)	D648,123 S	11/2011	Guyon et al.
	D656,727 S	4/2012	Guyon et al.
	D657,556 S	4/2012	Guyon et al.
	D670,078 S	11/2012	Guyon et al.
	D683,959 S	6/2013	Guyon et al.
(73) Assignee: S.A.S. JEAN CASSEGRAIN , Paris (FR)	D688,450 S *	8/2013	Philo D3/243
	D696,860 S	1/2014	Guyon et al.
	D696,861 S	1/2014	Guyon et al.
	D696,862 S	1/2014	Guyon et al.

(**) Term: **15 Years**

(21) Appl. No.: **29/532,024**

(22) Filed: **Jul. 1, 2015**

(30) **Foreign Application Priority Data**

Jan. 7, 2015 (EP) 002609263

(51) **LOC (10) Cl.** **03-01**

(52) **U.S. Cl.**
USPC **D3/243**

(58) **Field of Classification Search**
USPC D3/232-233, 240-243, 245-246
CPC A45C 1/024; A45C 3/06
See application file for complete search history.

(56) **References Cited**

U.S. PATENT DOCUMENTS

D461,953 S	8/2002	Guyon	
D533,999 S	12/2006	Delafontaine	
D534,350 S	1/2007	Guyon	
D539,032 S	3/2007	Guyon	
D539,535 S	4/2007	Guyon	
D570,107 S	6/2008	Guyon et al.	
D616,646 S *	6/2010	Dolce D3/243
D618,457 S	6/2010	Guyon et al.	
D626,331 S	11/2010	Guyon et al.	

OTHER PUBLICATIONS

Book Collection, Memphis, Automne, LongChamp, Paris, 2015, pp. 1-67.

* cited by examiner

Primary Examiner — Holly Baynham

(74) *Attorney, Agent, or Firm* — Gottlieb, Rackman & Reisman P.C.

(57) **CLAIM**

The ornamental design for a handbag, as shown and described.

DESCRIPTION

FIG. 1 is a front elevational view of the handbag showing our new design;
 FIG. 2 is a top plan view thereof;
 FIG. 3 is a right side elevational view thereof;
 FIG. 4 is a left side elevational view thereof;
 FIG. 5 is a rear elevational view thereof; and,
 FIG. 6 is a bottom plan view thereof.
 The broken lines in FIGS. 1-6 show the stitching and are part of the claimed design.

1 Claim, 4 Drawing Sheets

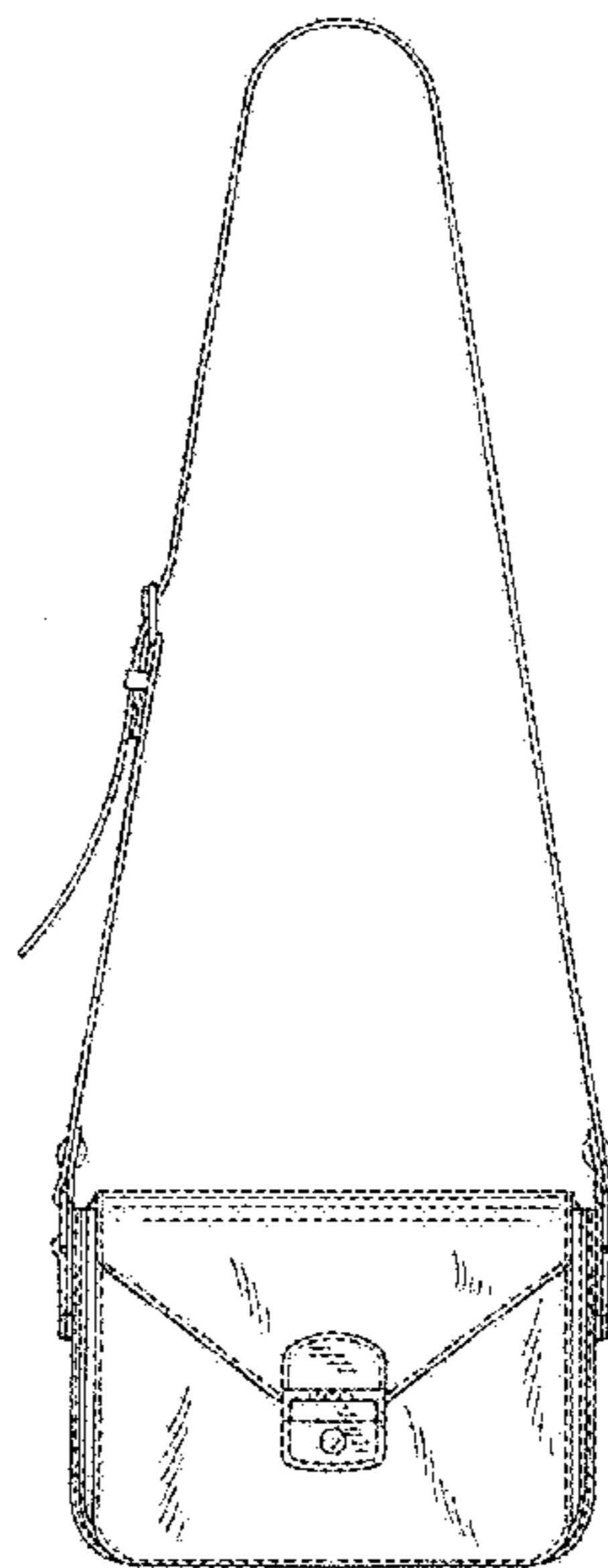


FIG. 1

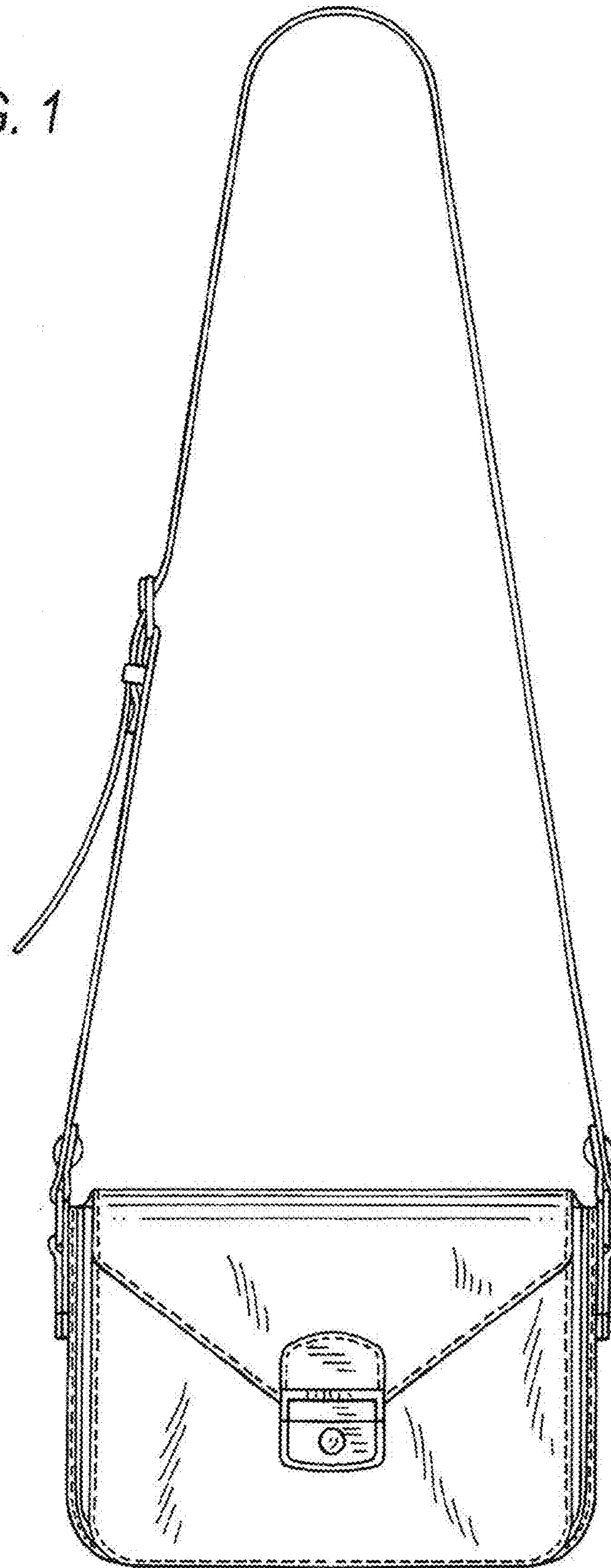


FIG. 2

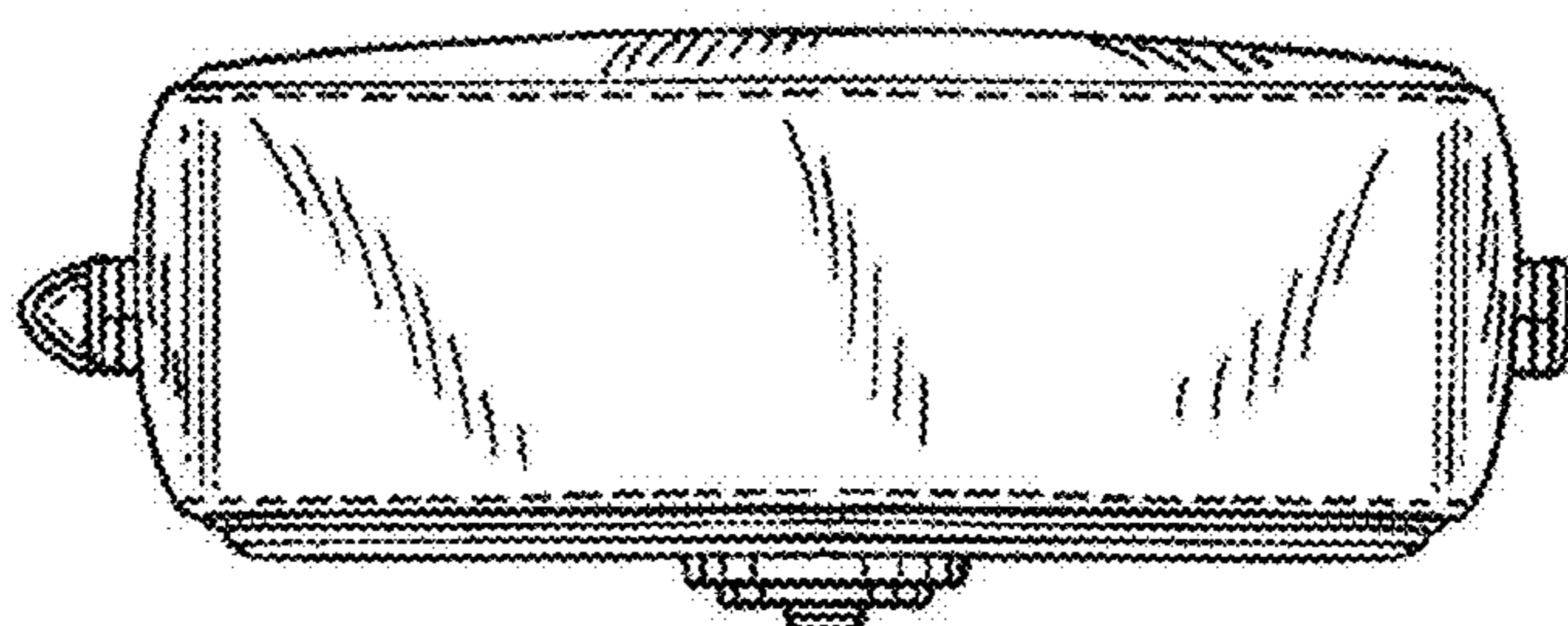
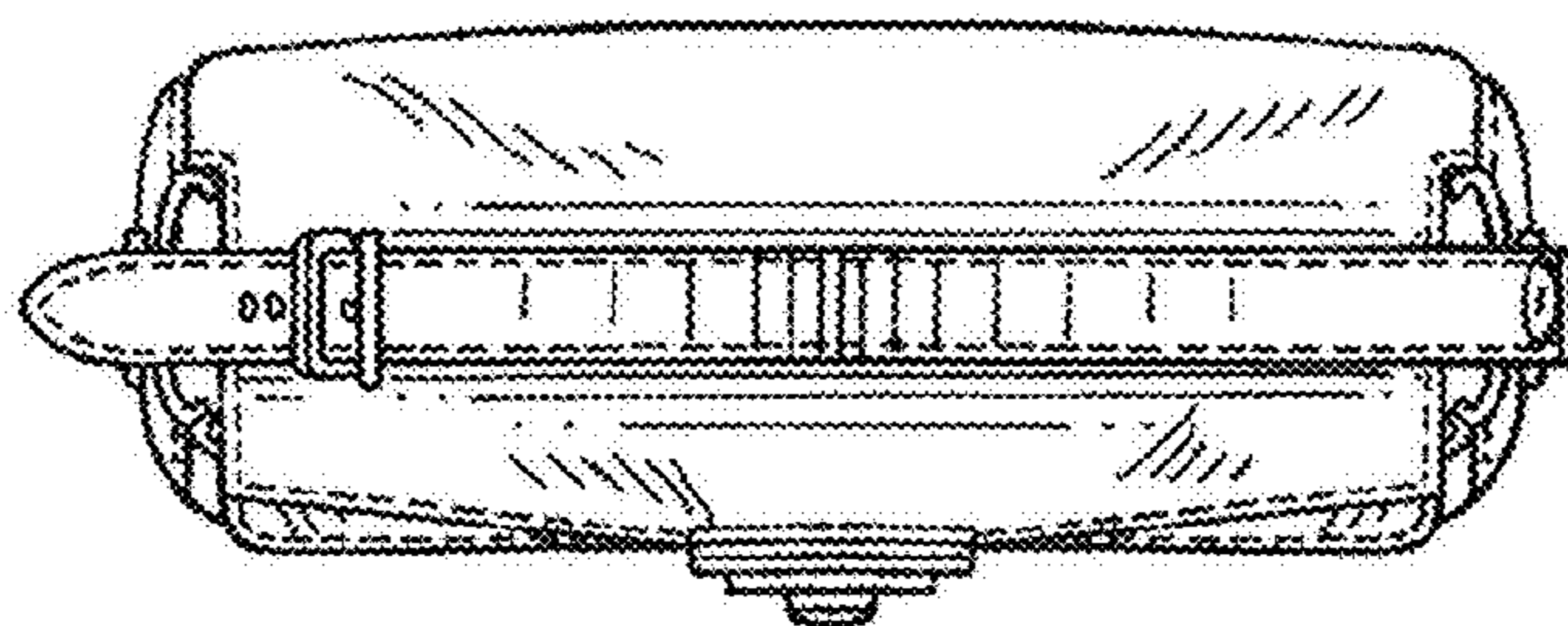


FIG. 6

FIG. 3

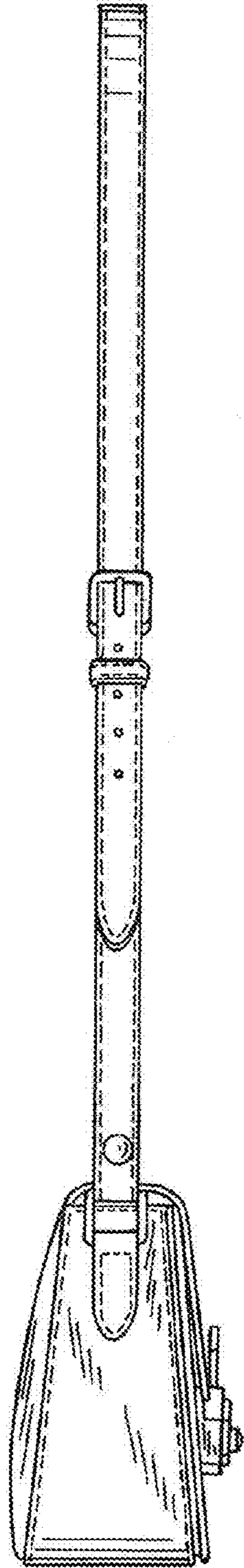
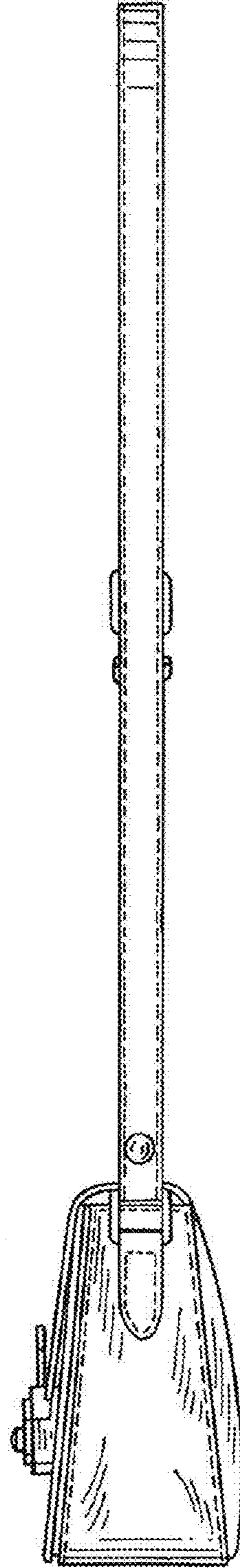


FIG. 4



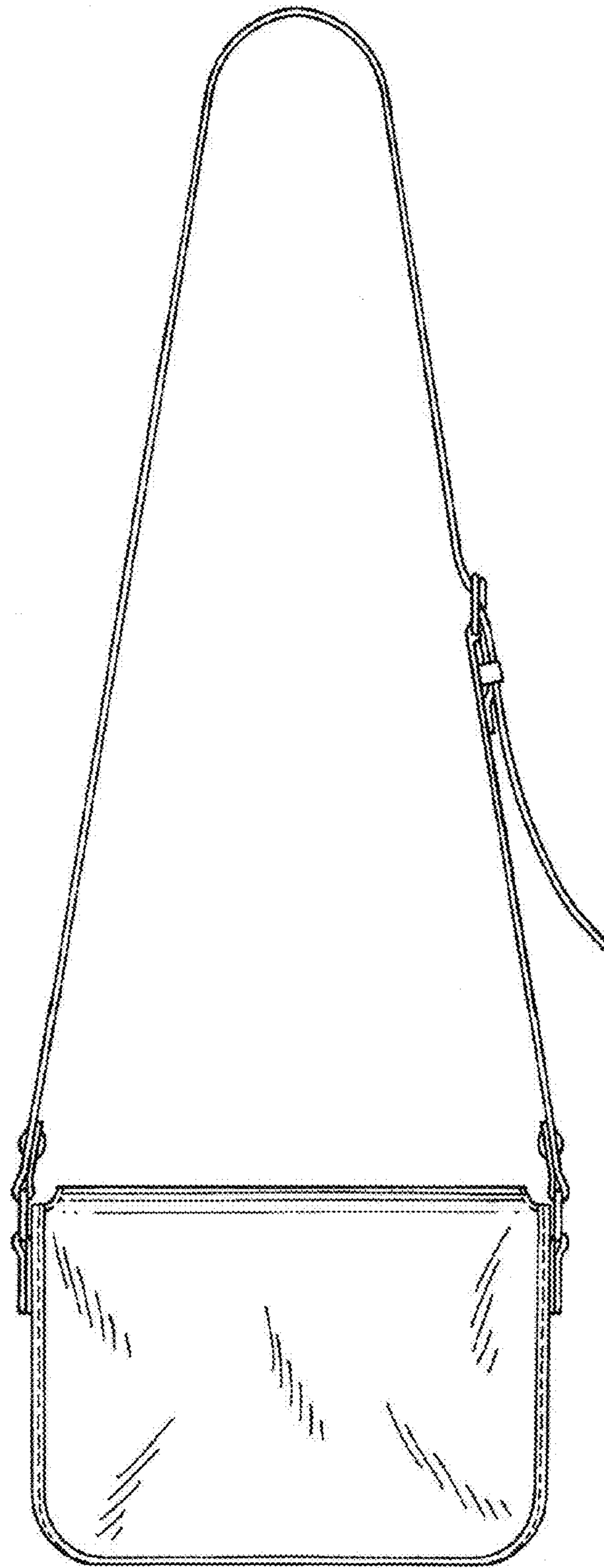


FIG. 5