



US00D770174S

(12) **United States Design Patent**  
**Smith, Sr.**

(10) **Patent No.:** **US D770,174 S**

(45) **Date of Patent:** **\*\* Nov. 1, 2016**

(54) **PHONE BAG**

2004/0048639 A1 3/2004 Obolo  
2005/0167017 A1 8/2005 Kizaire et al.  
2007/0047849 A1 3/2007 Williams

(71) Applicant: **Michael C. Smith, Sr.**, Winston Salem,  
NC (US)

**FOREIGN PATENT DOCUMENTS**

(72) Inventor: **Michael C. Smith, Sr.**, Winston Salem,  
NC (US)

WO 2006089078 8/2006

\* cited by examiner

(\*\*) Term: **15 Years**

*Primary Examiner* — Holly Baynham

(21) Appl. No.: **29/533,045**

(74) *Attorney, Agent, or Firm* — Tuggle Duggins P.A.;  
Blake Hurt

(22) Filed: **Jul. 14, 2015**

(57) **CLAIM**

(51) **LOC (10) Cl.** ..... **03-01**

The ornamental design for a phone bag, as shown and  
described.

(52) **U.S. Cl.**

**DESCRIPTION**

USPC ..... **D3/232**

(58) **Field of Classification Search**

USPC ..... D3/232–233, 240–243, 245–246

CPC ..... A45C 1/024; A45C 3/06

See application file for complete search history.

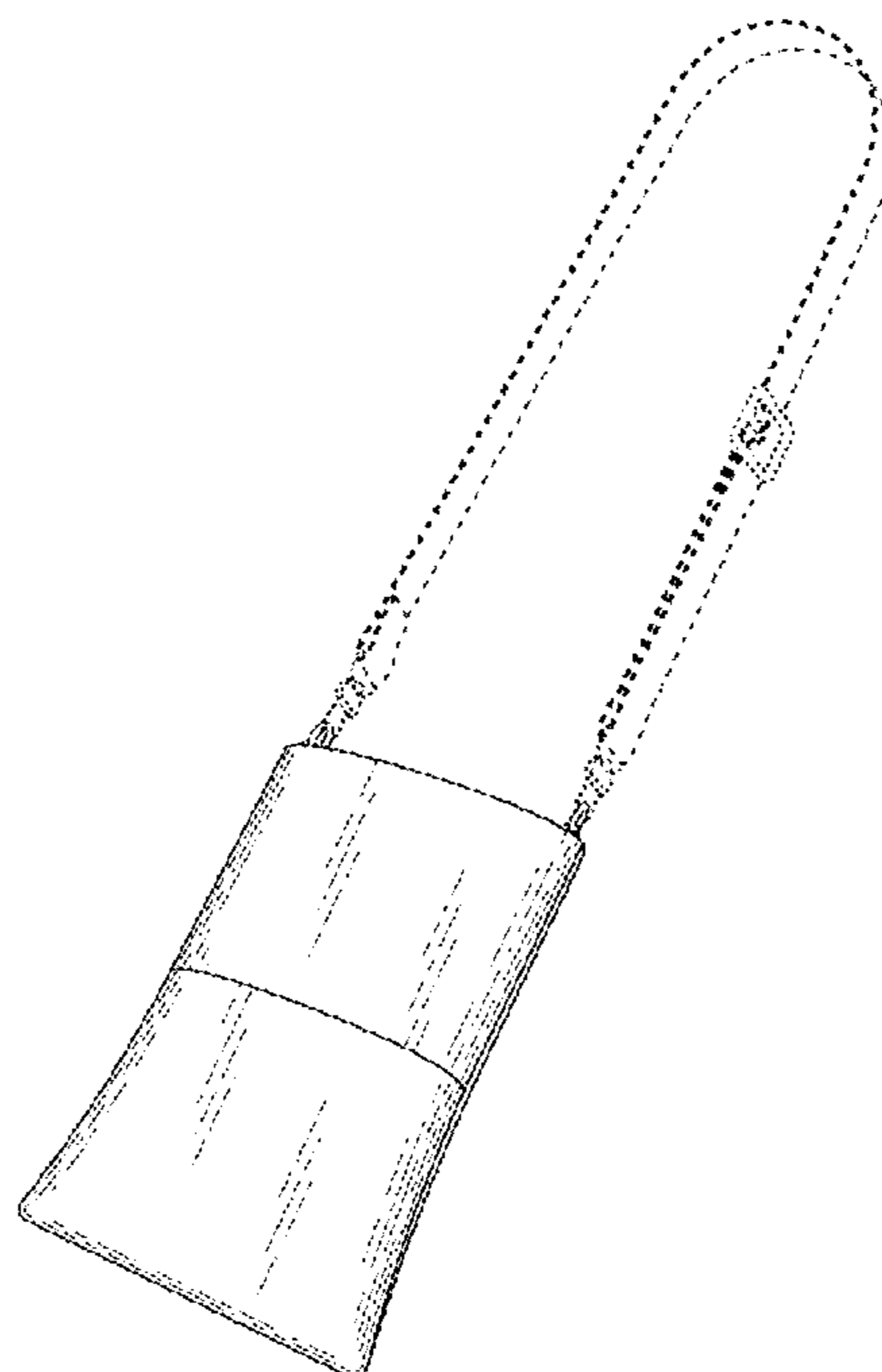
(56) **References Cited**

**U.S. PATENT DOCUMENTS**

D252,355 S	7/1979	Uber	
D305,728 S *	1/1990	Tufariello	D19/2
D343,951 S *	2/1994	Petty	D3/243
5,829,657 A	11/1998	Romer, Jr.	
D443,412 S *	6/2001	Conforti	D3/243
6,681,972 B1	1/2004	Tapocik	
6,766,932 B2	7/2004	Hansen et al.	
D513,868 S *	1/2006	Warberg	D3/243
D533,996 S	12/2006	Cassegrain	
D619,358 S *	7/2010	Dillard	D3/243

FIG. 1 is a bottom, front, right side perspective view of a phone bag showing my new design;  
 FIG. 2 is a front elevational view thereof;  
 FIG. 3 is a rear elevational view thereof;  
 FIG. 4 is a left side elevational view thereof, the right side elevational view being a mirror image thereof;  
 FIG. 5 is a top plan view thereof;  
 FIG. 6 is a bottom plan view thereof; and,  
 FIG. 7 is a bottom, front, right side perspective view of an alternate phone bag similar to the phone pocket of the first embodiment except for the additional pocket.  
 The strap shown in dashed lines is included for the purpose of illustrating environment and forms no part of the claimed design.

**1 Claim, 5 Drawing Sheets**



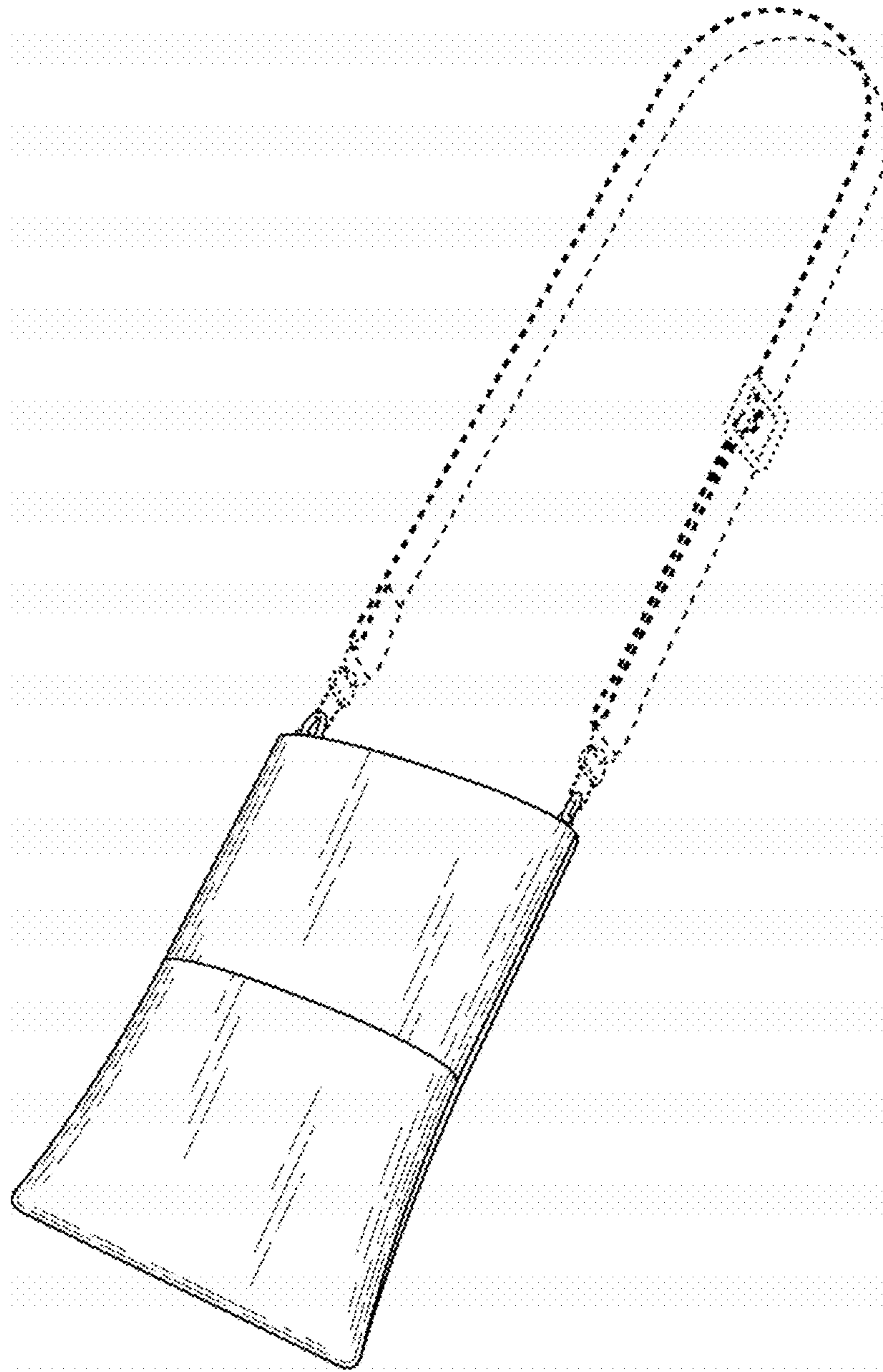


Fig. 1




Fig. 2




Fig. 3



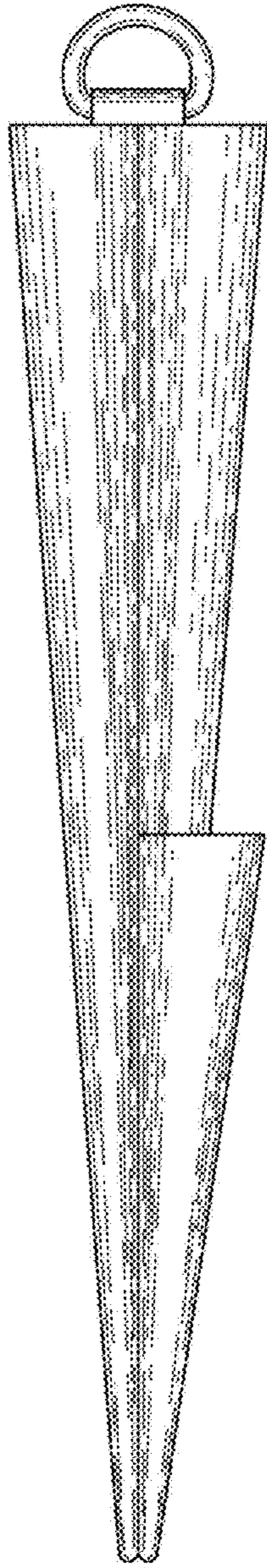


Fig. 4



Fig. 5

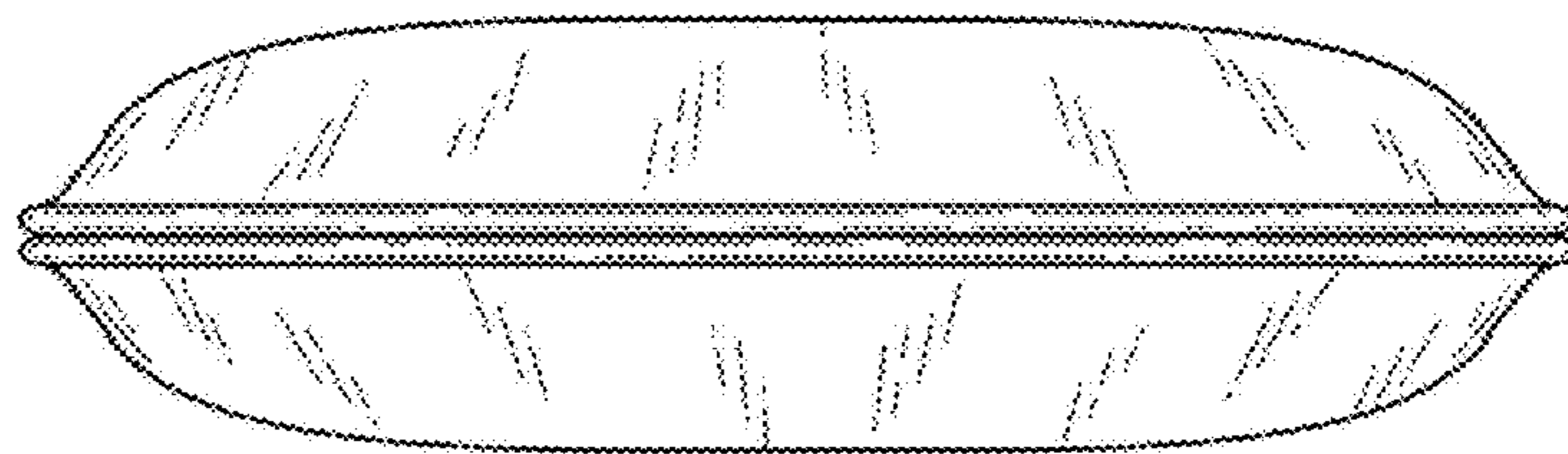


Fig. 6

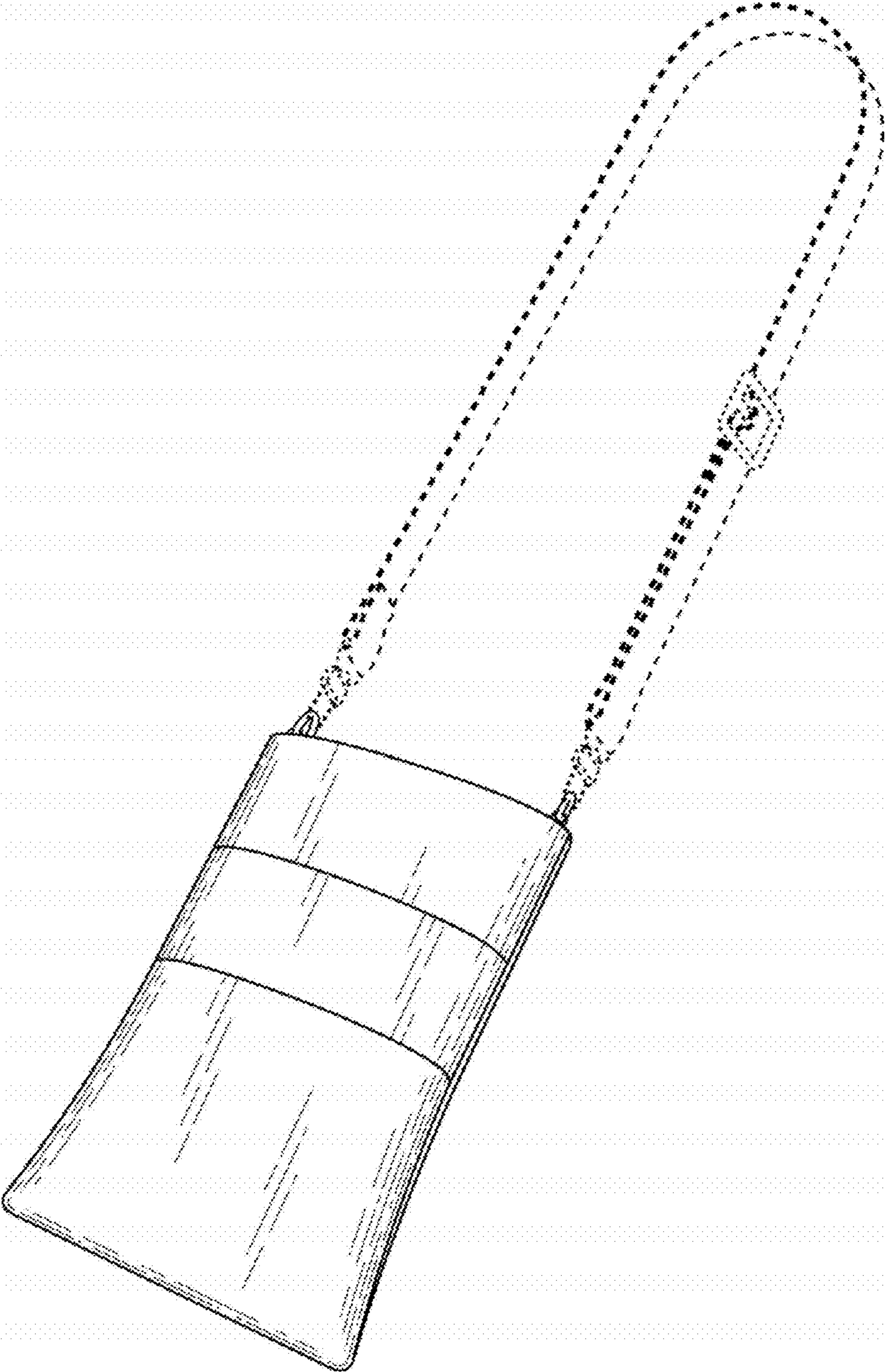


Fig. 7