



US00D770168S

(12) **United States Design Patent** (10) **Patent No.:** **US D770,168 S**  
**Patulski** (45) **Date of Patent:** **\*\* Nov. 1, 2016**

(54) **ACCESSORY MOUNT**

- (71) Applicant: **TASER International, Inc.**, Scottsdale, AZ (US)
- (72) Inventor: **Nathan A. Patulski**, Scottsdale, AZ (US)
- (73) Assignee: **TASER International, Inc.**, Scottsdale, AZ (US)
- (\*\*) Term: **15 Years**
- (21) Appl. No.: **29/531,030**
- (22) Filed: **Jun. 23, 2015**

(51) **LOC (10) Cl.** ..... **03-01**

(52) **U.S. Cl.**  
USPC ..... **D3/215**

(58) **Field of Classification Search**

USPC ..... D2/502, 609, 628, 633, 636, 639, 863, D2/864, 895, 976, 999; D5/63; D8/16, 19, D8/26, 37, 330, 350, 353, 354, 364, 366, D8/499; D11/86, 87, 132, 145, 155, 184, D11/210, 215, 218, 228, 236, 237, 238; D14/168, 203.5, 209, 224, 238, 511; D16/136, 200, 202, 203, 208, 219-220, D16/235, 237-245, 250; D29/101.3, 103, D29/129, 130; 2/244, 246, 249, 250, 312; 16/227, 232, 420, 427; D10/121; D13/152; D3/215, 218, 219, 228, 245, D3/266, 314

CPC ..... G02B 7/10; G02B 7/28; G03B 15/03; G03B 15/05; G03B 17/00; G03B 17/02; G03B 17/56; G03B 35/08; H04N 5/225; H04N 7/18; G06F 1/163; H04W 88/02; H04M 1/00; A45F 5/00; A45F 5/02; A45F 3/00; A45F 3/14; A41D 1/00

See application file for complete search history.

(56) **References Cited**

**U.S. PATENT DOCUMENTS**

- 19,832 A \* 4/1858 Cox ..... A41D 27/20 2/249
- D28,533 S \* 5/1898 Schuyler ..... D11/218

(Continued)

**OTHER PUBLICATIONS**

“Carlsbad police to test body-worn cameras.” Feb. 29, 2016. Seaside Courier. [http://www.seasidecourier.com/news/carlsbad-police-to-test-body-worn-cameras/article\\_7183eea4-df29-11e5-9c17-1bf6e7eac084.html](http://www.seasidecourier.com/news/carlsbad-police-to-test-body-worn-cameras/article_7183eea4-df29-11e5-9c17-1bf6e7eac084.html).\*

(Continued)

*Primary Examiner* — Manpreet Matharu

*Assistant Examiner* — Suzanne Tisdell

(74) *Attorney, Agent, or Firm* — Lawrence Letham

(57) **CLAIM**

The ornamental design for an accessory mount, as shown and described.

**DESCRIPTION**

FIG. 1 is an environmental view of an accessory mount according to my new design;

FIG. 2 is a left front isometric view of the accessory mount shown in FIG. 1;

FIG. 3 is a left rear isometric view of the accessory mount shown in FIG. 1;

FIG. 4 is a front view of the accessory mount shown in FIG. 1;

FIG. 5 is a rear view of the accessory mount shown in FIG. 1;

FIG. 6 is a top view of the accessory mount shown in FIG. 1;

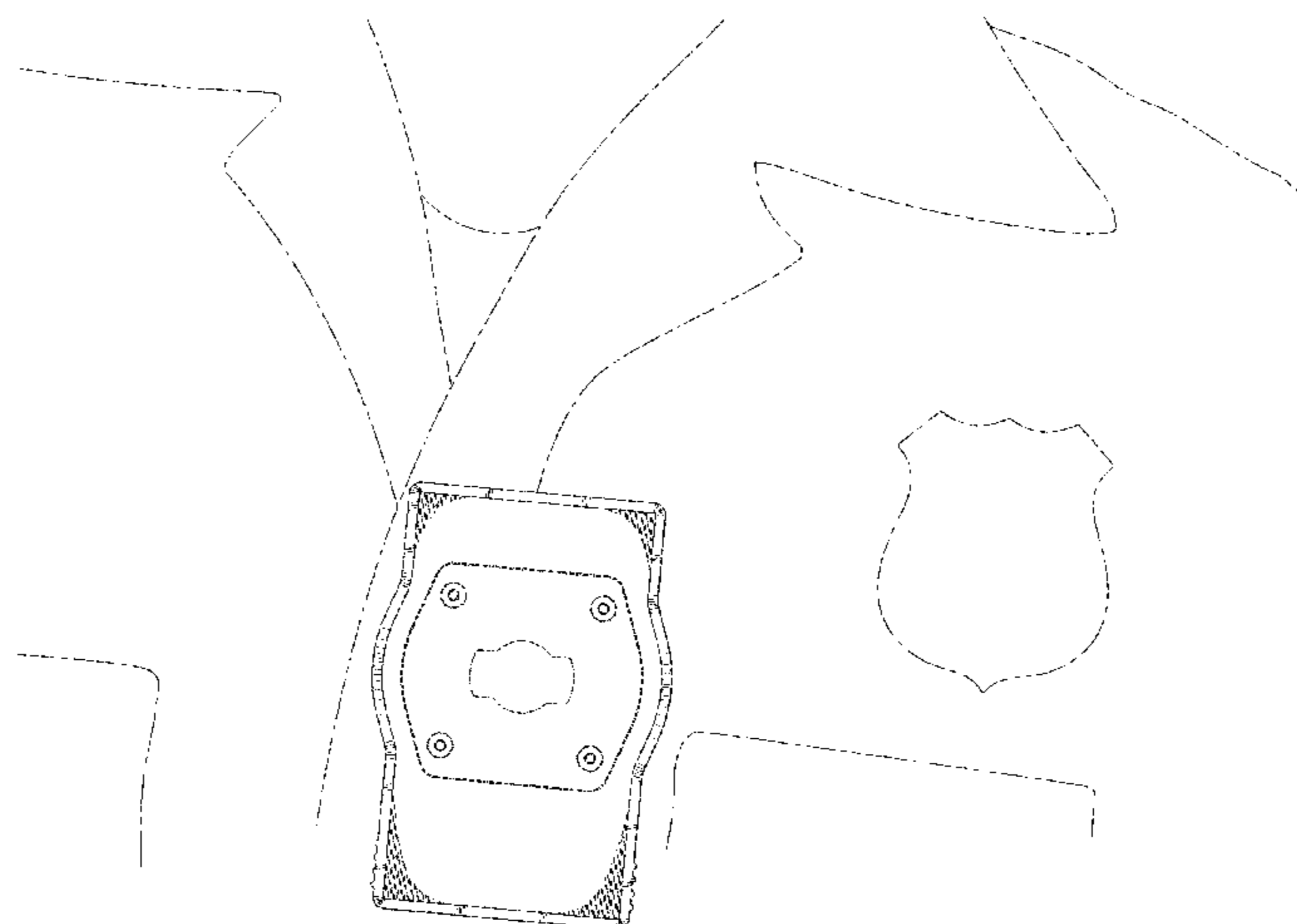
FIG. 7 is a bottom view of the accessory mount shown in FIG. 1;

FIG. 8 is a left side view of the accessory mount shown in FIG. 1; and,

FIG. 9 is a right side view of the accessory mount shown in FIG. 1.

The broken lines show portions of the accessory mount that form no part of the claimed design.

**1 Claim, 7 Drawing Sheets**



(56)

References Cited

U.S. PATENT DOCUMENTS

D179,659 S \* 2/1957 Cook ..... D8/353  
 D214,590 S \* 7/1969 Gordon ..... D8/354  
 D241,809 S \* 10/1976 Mellyn ..... D8/353  
 D504,564 S \* 5/2005 Robertson, Jr. .... D3/218  
 D534,904 S \* 1/2007 Crawford ..... D14/238  
 D536,237 S \* 2/2007 Smith ..... D8/353  
 D553,352 S \* 10/2007 Allen ..... D3/218  
 D582,465 S \* 12/2008 Nakajima ..... D16/202  
 D582,894 S \* 12/2008 Richter ..... D14/217  
 D611,799 S \* 3/2010 Harris ..... D8/353  
 D641,974 S \* 7/2011 Stampfli ..... D3/218  
 D643,701 S \* 8/2011 Weber ..... D8/353  
 D649,347 S \* 11/2011 Smith ..... D3/218  
 D652,411 S \* 1/2012 Crawford ..... D14/238  
 D654,064 S \* 2/2012 Sergi ..... D14/238  
 D657,137 S \* 4/2012 Weller ..... D3/218  
 D658,040 S \* 4/2012 Ghatikar ..... D8/354  
 D662,960 S \* 7/2012 Krieter ..... D16/203  
 D663,115 S \* 7/2012 Hansen ..... D3/228  
 D672,139 S \* 12/2012 Liu ..... D3/228  
 D675,014 S \* 1/2013 Adelman ..... D3/218  
 D709,690 S \* 7/2014 Zhang ..... D3/218  
 D726,413 S \* 4/2015 Shalon ..... D3/265  
 D732,375 S \* 6/2015 Questel ..... D8/353

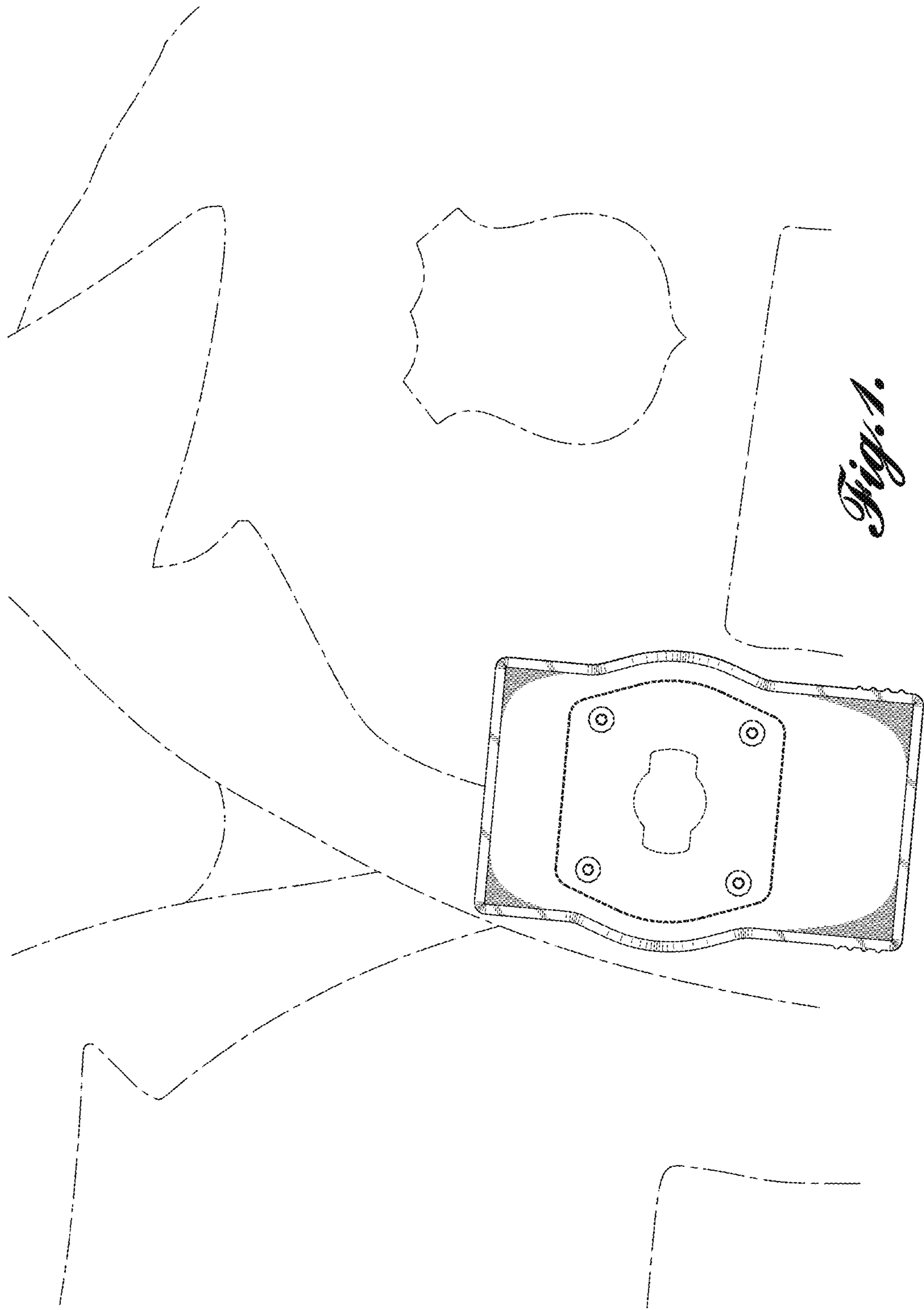
D737,362 S \* 8/2015 Chang ..... D16/237  
 D737,363 S \* 8/2015 Russell ..... D16/208  
 D745,817 S \* 12/2015 Amash ..... D3/313  
 D752,342 S \* 3/2016 Woods ..... D3/219  
 2013/0256484 A1\* 10/2013 Kessler ..... G03B 17/561  
 248/224.7  
 2014/0028243 A1\* 1/2014 Rayner ..... G06F 1/163  
 320/103  
 2014/0165757 A1\* 6/2014 Lutz ..... G03B 17/561  
 74/412 R  
 2015/0236447 A1\* 8/2015 Nakajima ..... G03B 17/56  
 403/322.4  
 2016/0021341 A1\* 1/2016 Lee ..... G03B 15/05  
 348/143

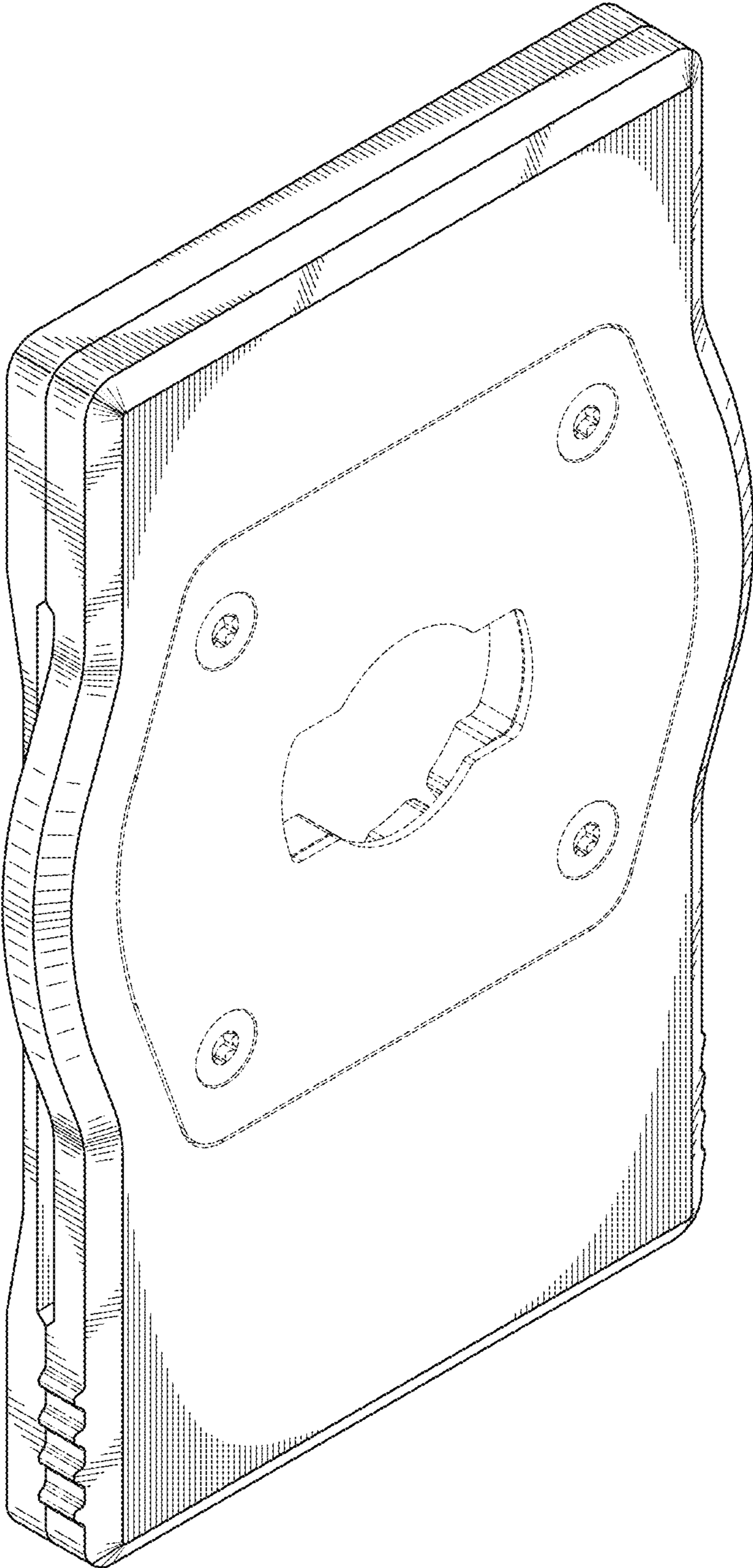
OTHER PUBLICATIONS

“Body Camera Accessories” Accessed: Mar. 21, 2016. Taser International. <https://www.taser.com/products/on-officer-video/accessories>.\*

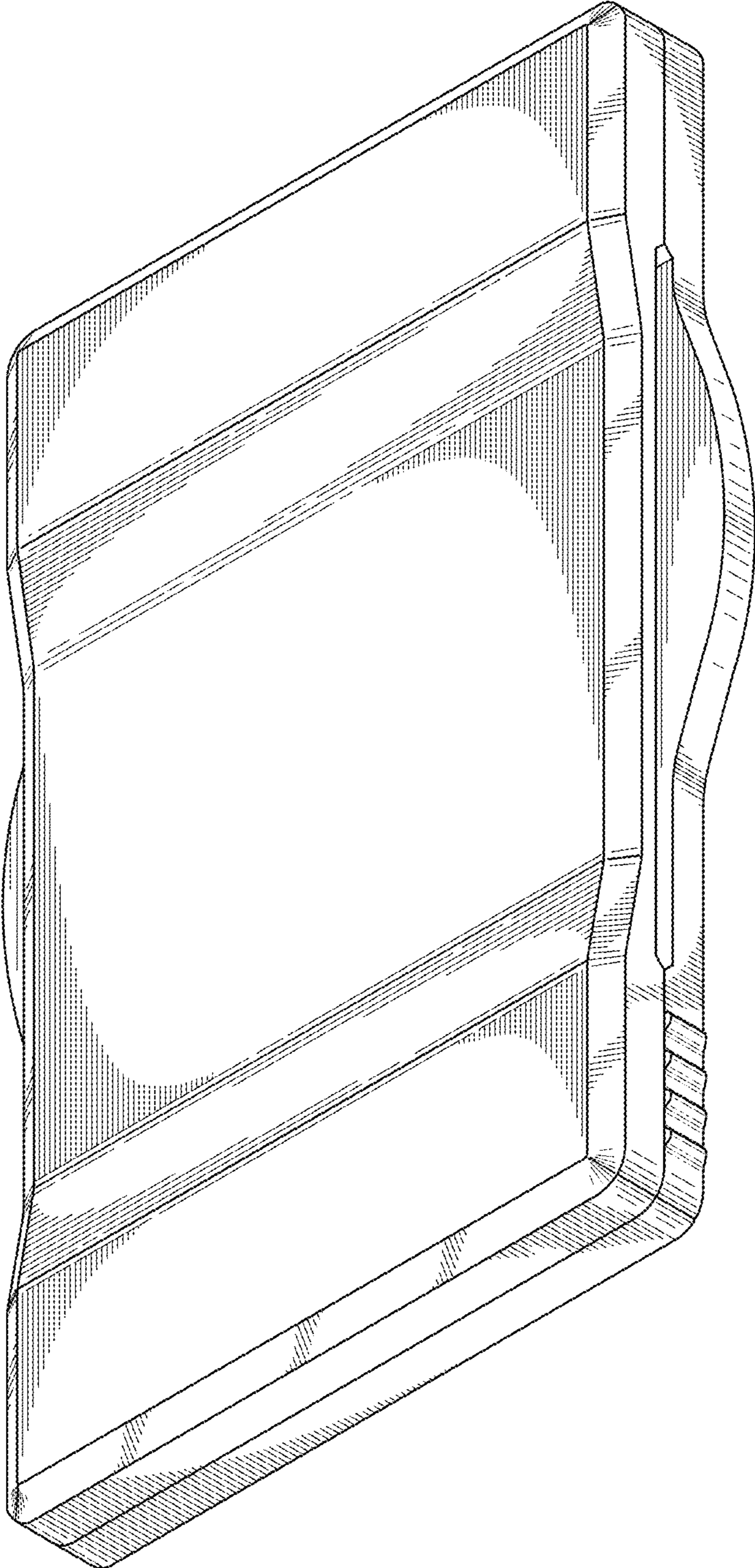
“Taser Axon Body 2 Camera User Manual” Accessed Mar. 21, 2016. Taser International. [https://prismic-io.s3.amazonaws.com/tasr%2F435edc07-dbf-4630-8379-5bd866562b62\\_axon-body-2-manual-mm0057.pdf](https://prismic-io.s3.amazonaws.com/tasr%2F435edc07-dbf-4630-8379-5bd866562b62_axon-body-2-manual-mm0057.pdf).\*

\* cited by examiner

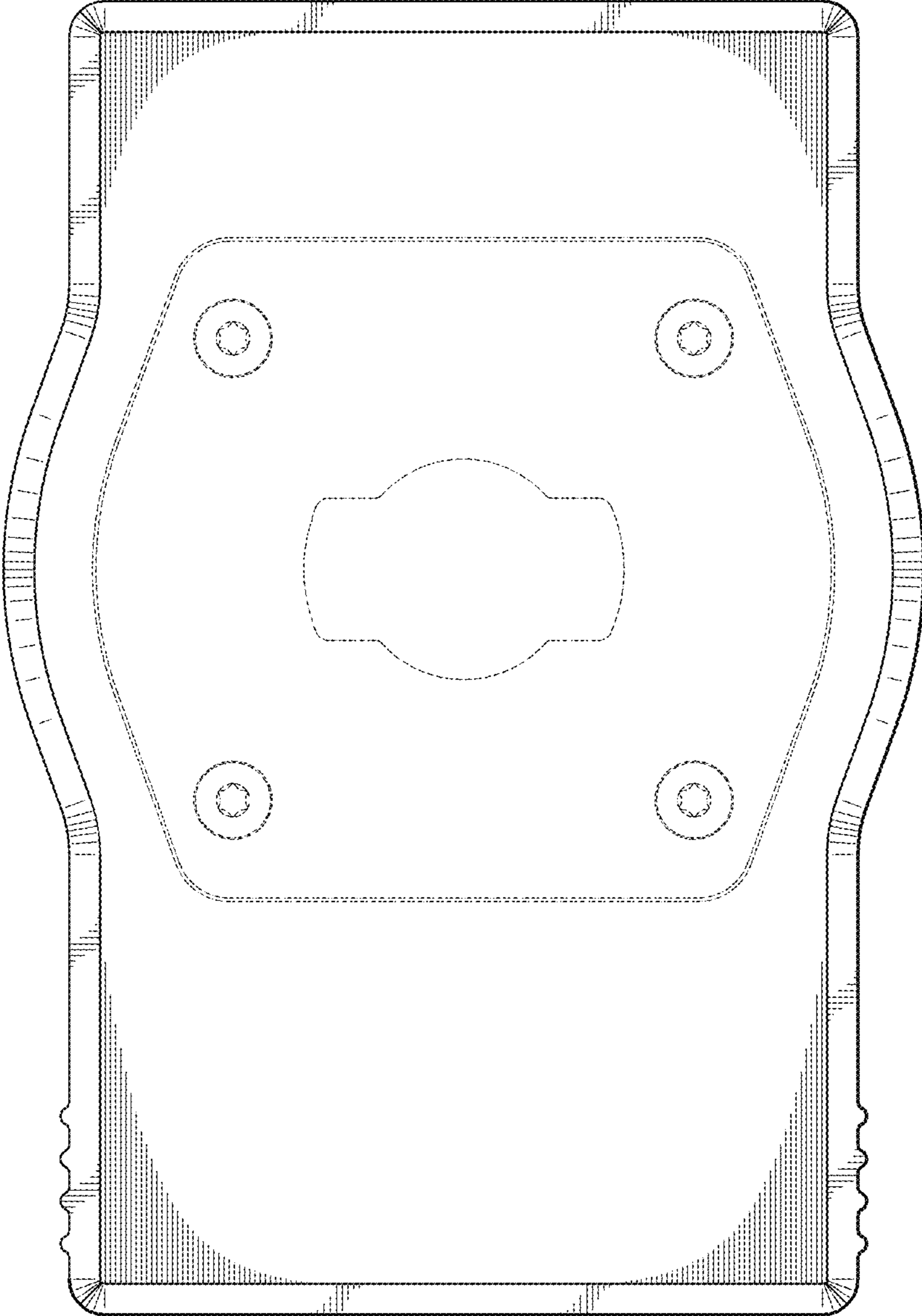




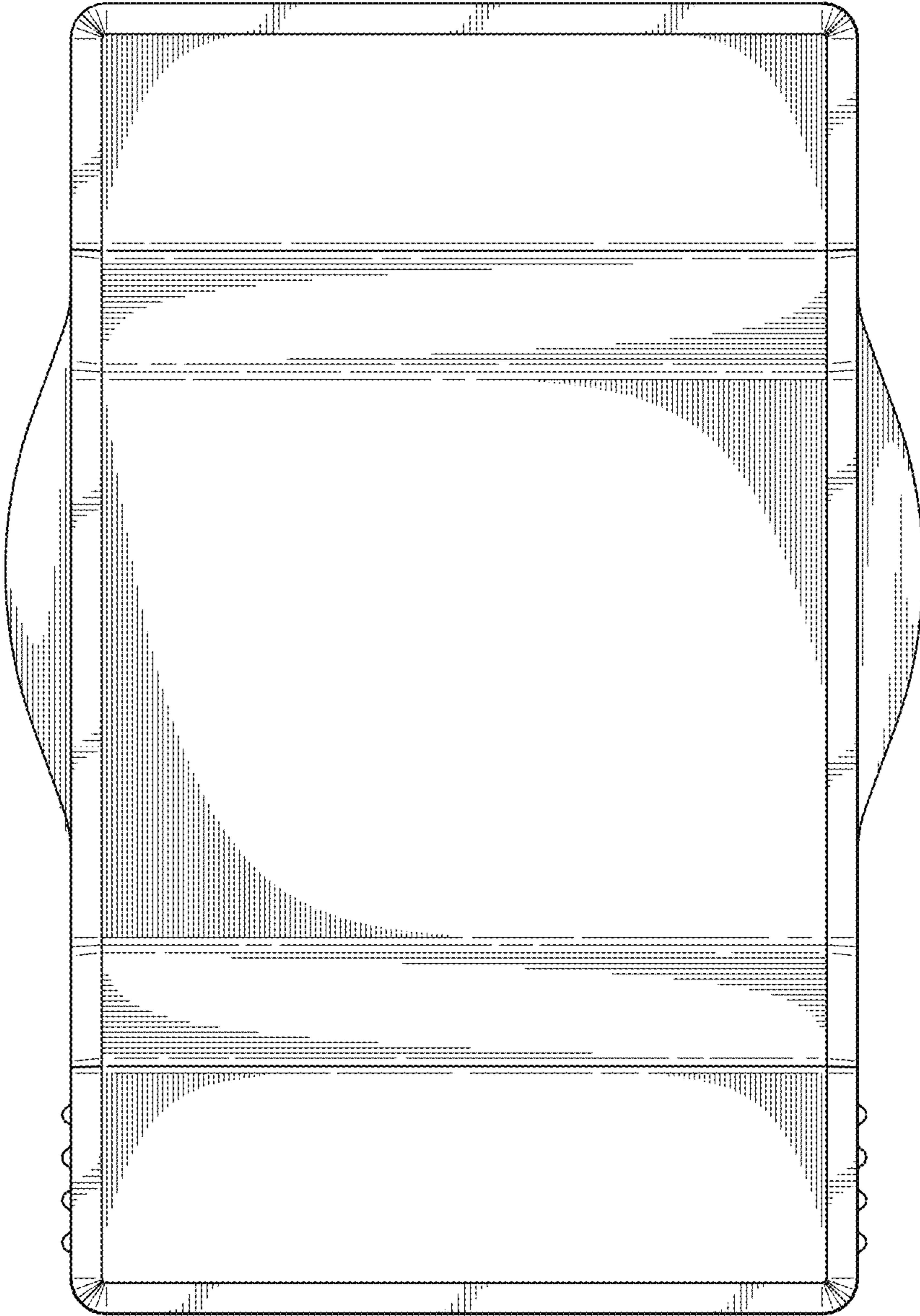
*Fig. 2.*




*Fig. 3.*



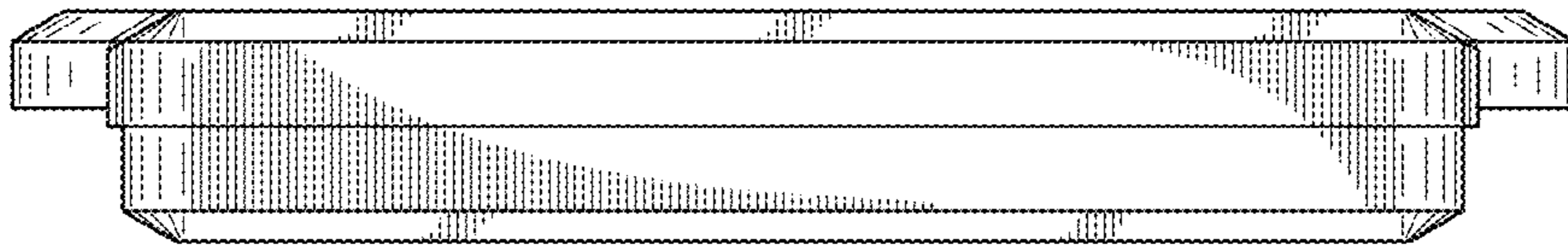
*Fig. 4.*



*Fig. 5.*

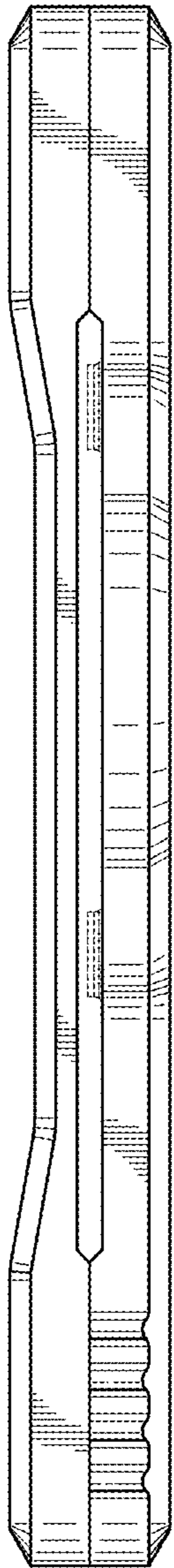


*Fig. 6.*

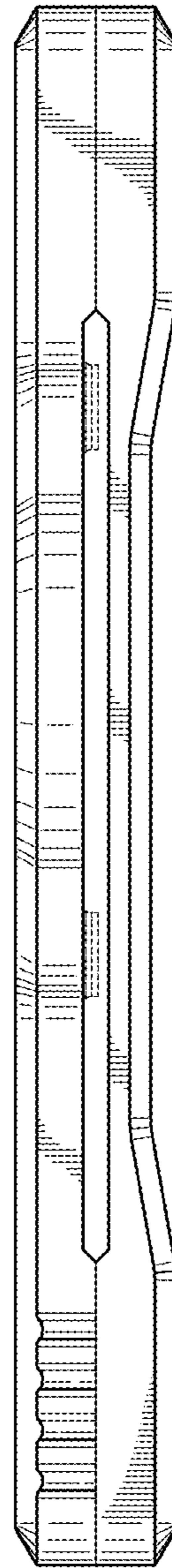


*Fig. 7.*





*Fig. 8.*



*Fig. 9.*