



US00D770161S

(12) **United States Design Patent** (10) **Patent No.:** **US D770,161 S**
Lok (45) **Date of Patent:** **** Nov. 1, 2016**

(54) **SHOE UPPER**
(71) Applicant: **NIKE, Inc.**, Beaverton, OR (US)
(72) Inventor: **Evan Hong Lok**, Portland, OR (US)
(73) Assignee: **NIKE, Inc.**, Beaverton, OR (US)
(**) Term: **15 Years**
(21) Appl. No.: **29/527,168**
(22) Filed: **May 15, 2015**
(51) **LOC (10) Cl.** **02-99**
(52) **U.S. Cl.**
USPC **D2/973**
(58) **Field of Classification Search**
USPC D2/902, 906-908, 944, 969, 972-974
CPC A43B 13/181; A43B 13/141; A43B 13/186;
A43B 13/188; A43B 23/00; A43B 23/02;
A43B 5/00; A43B 23/26; A43B 1/04; A43B
11/14; A43B 7/00; A43C 1/00; A43C 11/00
See application file for complete search history.

D544,198 S * 6/2007 Caine D2/972
D546,053 S 7/2007 Mayden
D548,948 S * 8/2007 Hui D2/972
D563,654 S * 3/2008 Schoenborn D2/969
D566,951 S 4/2008 Belley et al.
D568,039 S 5/2008 Kuerbis
D574,594 S 8/2008 St-Louis et al.
D621,147 S * 8/2010 Raysse D2/969
D624,297 S * 9/2010 Henderson D2/972
D625,094 S * 10/2010 Raysse D2/969
D643,203 S * 8/2011 Mermet D2/972
D648,108 S 11/2011 Spring
D654,262 S 2/2012 Jarvis
D680,729 S * 4/2013 Rasmussen D2/972
D699,934 S 2/2014 Hatfield
D700,428 S 3/2014 Kuerbis
D703,932 S 5/2014 Avar et al.
D703,938 S 5/2014 Petrie
D707,029 S * 6/2014 Wright D2/972
D707,950 S 7/2014 William, Jr.
D716,037 S 10/2014 Young

* cited by examiner

Primary Examiner — Dominic Simone
(74) *Attorney, Agent, or Firm* — Banner & Witcoff, Ltd.

(56) **References Cited**

U.S. PATENT DOCUMENTS

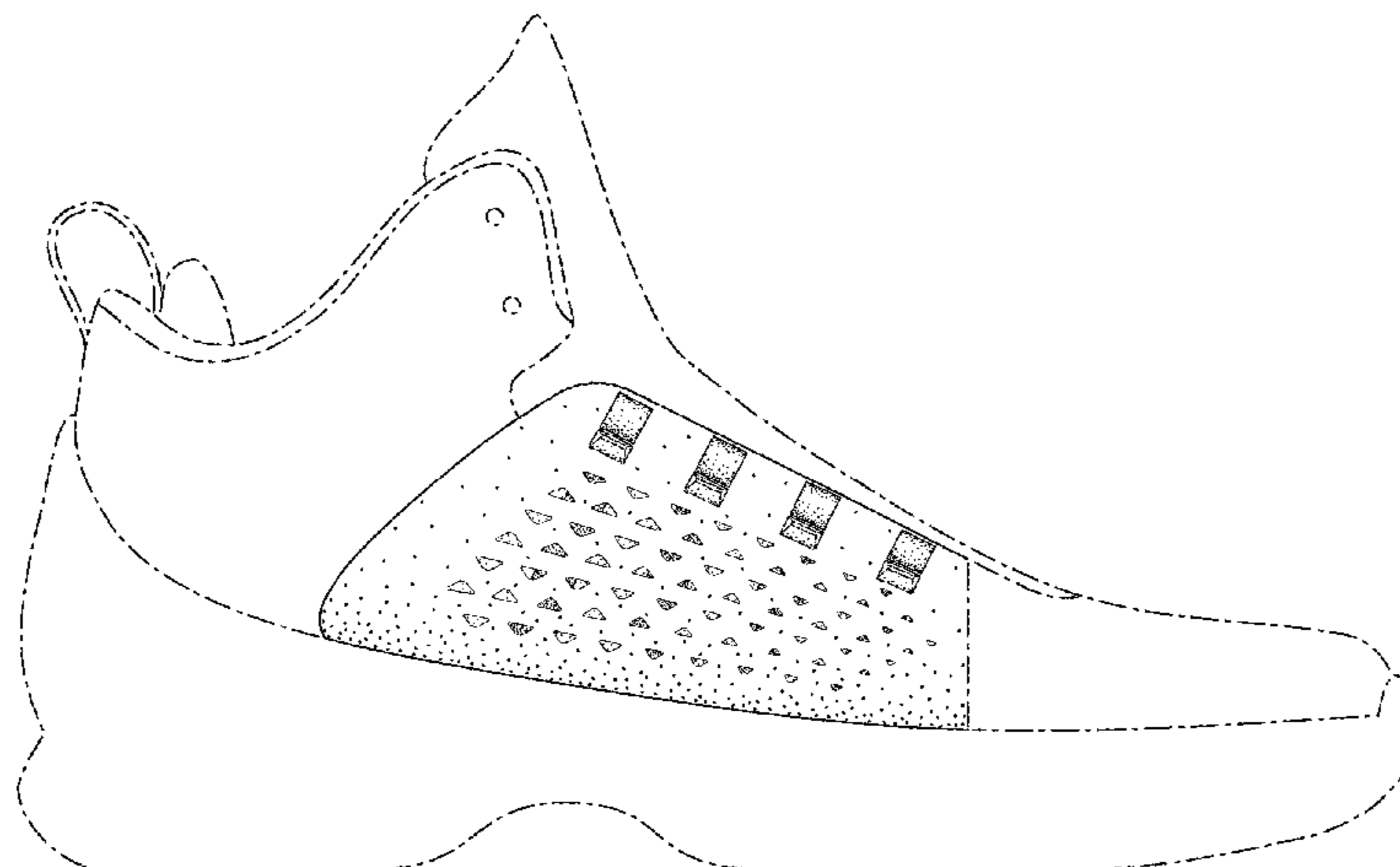
D326,953 S * 6/1992 Hatfield D2/969
D349,394 S * 8/1994 Hatfield D2/902
D386,607 S 11/1997 Selbiger
D408,983 S 5/1999 Maxwell
D409,367 S * 5/1999 Maxwell D2/972
D430,724 S * 9/2000 Matis D2/969
D443,130 S 6/2001 Matis
D444,622 S 7/2001 Wilson
D444,623 S 7/2001 Wilson
D444,624 S 7/2001 Wilson
D485,671 S 1/2004 Estey
D487,336 S 3/2004 Matis
D529,276 S * 10/2006 Fogg D2/972
D532,191 S 11/2006 Belley et al.
D532,965 S * 12/2006 Huthmaker D2/972

(57) **CLAIM**
The ornamental design for a shoe upper, as shown and described.

DESCRIPTION

FIG. 1 is a front perspective view of a shoe upper showing my new design;
FIG. 2 is a side view thereof; and,
FIG. 3 is a rear perspective view thereof.
The broken lines immediately adjacent to the shaded area represent unclaimed boundaries of the design. The broken lines showing the remainder of the shoe are for environmental purposes only and form no part of the claimed design.

1 Claim, 3 Drawing Sheets



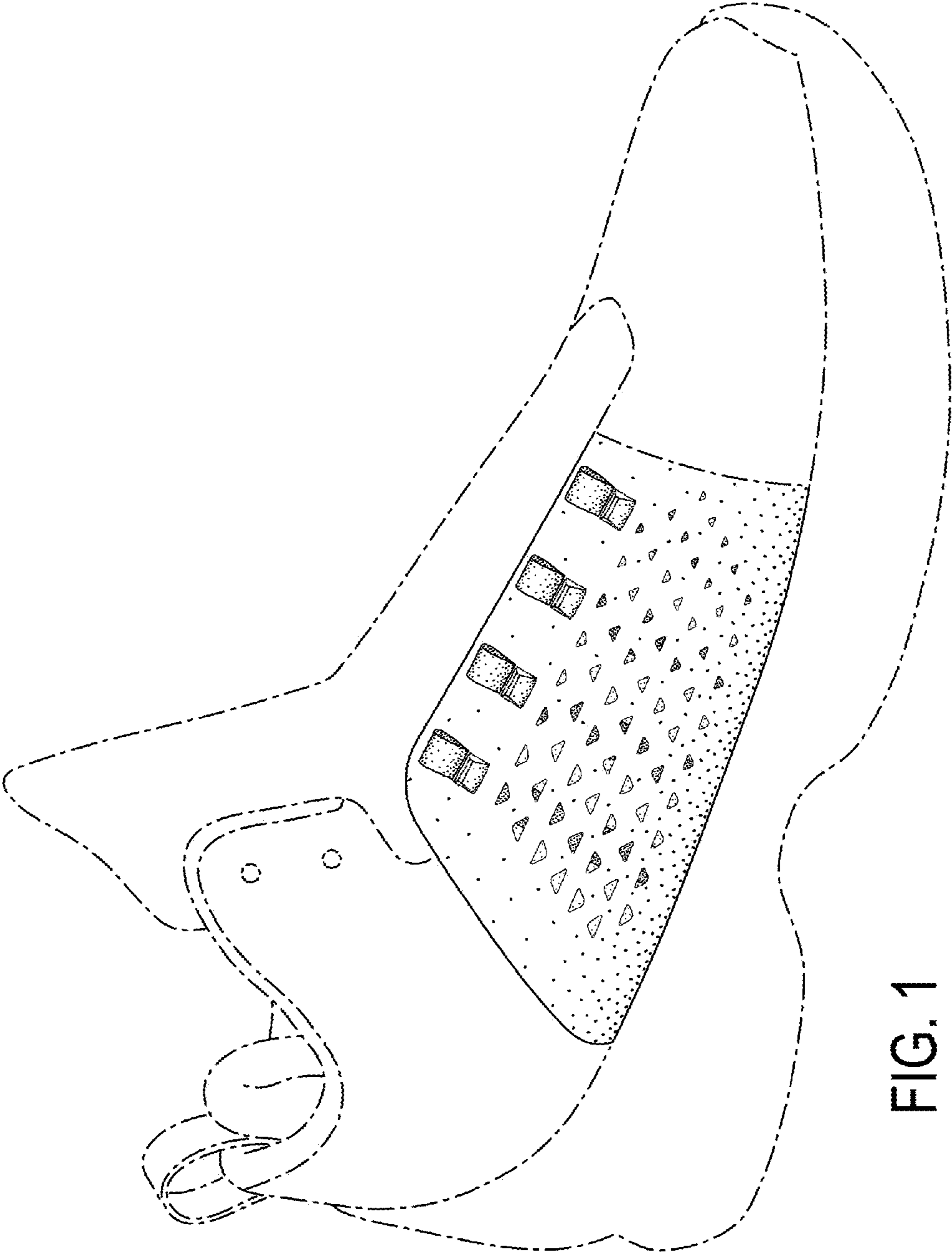


FIG. 1

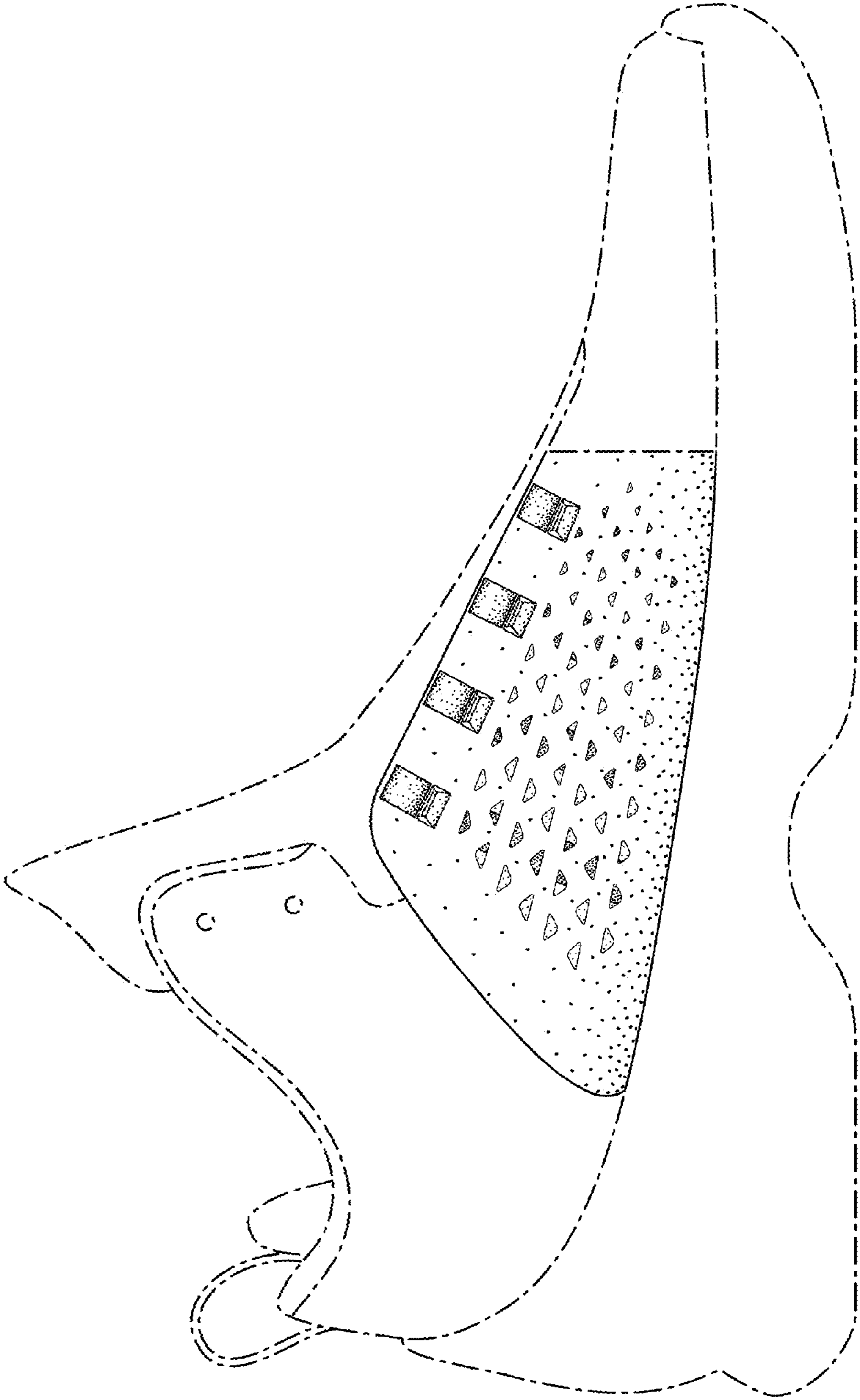


FIG. 2

FIG. 3

