



US00D770159S

(12) **United States Design Patent** (10) **Patent No.:** **US D770,159 S**
Williams, Jr. et al. (45) **Date of Patent:** **** Nov. 1, 2016**

- (54) **SHOE**
- (71) Applicant: **NIKE, Inc.**, Beaverton, OR (US)
- (72) Inventors: **Robert C. Williams, Jr.**, Tigard, OR (US); **Fidencio Campos**, Dallas, OR (US); **Troy C. Lindner**, Portland, OR (US); **Tetsuya T. Minami**, Portland, OR (US)
- (73) Assignee: **NIKE, Inc.**, Beaverton, OR (US)
- (**) Term: **14 Years**
- (21) Appl. No.: **29/519,941**
- (22) Filed: **Mar. 9, 2015**
- (51) **LOC (10) Cl.** **02-99**
- (52) **U.S. Cl.**
USPC **D2/972**
- (58) **Field of Classification Search**
USPC D2/902, 906-908, 919, 920, 944, 947, D2/969, 972-974
CPC A43B 13/181; A43B 13/141; A43B 13/186; A43B 13/188; A43B 23/00; A43B 23/02; A43B 5/00; A43B 23/26; A43B 1/04; A43B 11/14; A43B 7/00; A43C 1/00; A43C 11/00
See application file for complete search history.

| | | | |
|------------|----------|----------------|--------|
| D667,627 S | 9/2012 | Shaffer | |
| D668,031 S | 10/2012 | Shaffer | |
| D668,032 S | 10/2012 | Shaffer | |
| D668,033 S | 10/2012 | Shaffer | |
| D668,034 S | 10/2012 | Shaffer | |
| D668,035 S | 10/2012 | Shaffer | |
| D671,730 S | 12/2012 | Shaffer | |
| D694,512 S | 12/2013 | James | |
| D696,846 S | 1/2014 | Klug | |
| D696,853 S | 1/2014 | Martin | |
| D700,423 S | 3/2014 | Martin | |
| D700,426 S | * 3/2014 | Ho | D2/972 |
| D700,428 S | 3/2014 | Kuerbis | |
| D701,036 S | 3/2014 | Martin | |
| D701,037 S | 3/2014 | Ho et al. | |
| D707,027 S | 6/2014 | Shaffer | |
| D707,028 S | 6/2014 | Parker et al. | |
| D707,032 S | 6/2014 | Martin | |
| D707,033 S | 6/2014 | Shaffer | |
| D718,033 S | 11/2014 | Cin | |
| D719,327 S | 12/2014 | Lindner et al. | |
| D719,330 S | 12/2014 | Lindner et al. | |
| D719,332 S | 12/2014 | Lindner et al. | |
| D719,333 S | 12/2014 | Lindner et al. | |

(Continued)

Primary Examiner — Dominic Simone
(74) Attorney, Agent, or Firm — Banner & Witcoff, Ltd.

(57) **CLAIM**
The ornamental design for a shoe, as shown and described.

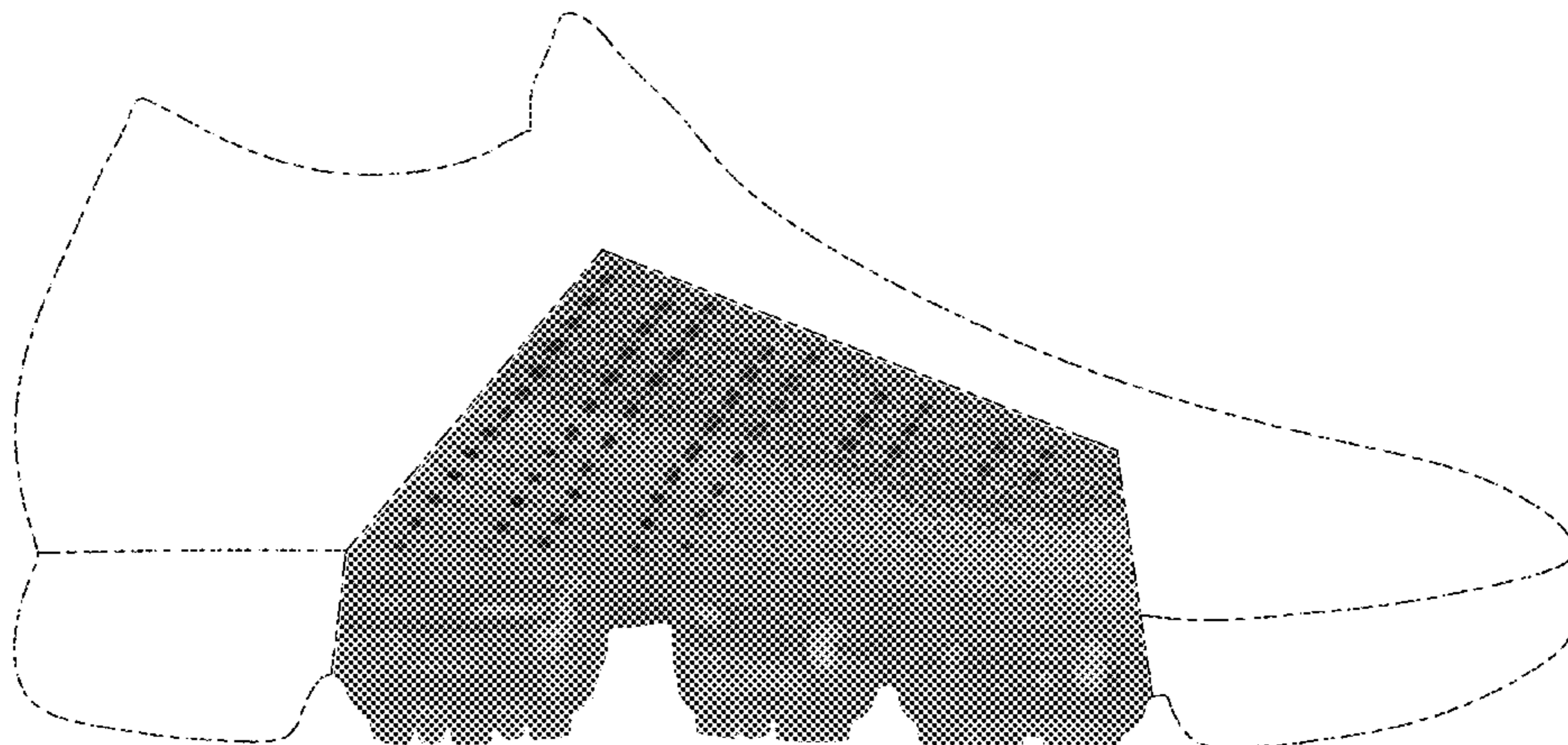
DESCRIPTION

FIG. 1 is a front perspective view of a shoe showing my new design;
FIG. 2 is a side view thereof; and,
FIG. 3 is a rear perspective view thereof.
The photographic area is claimed. The broken lines immediately adjacent to the photographic area represent unclaimed boundaries of the design. The broken lines showing the remainder of the shoe are for environmental purposes only and form no part of the claimed design.

1 Claim, 3 Drawing Sheets

(56) **References Cited**
U.S. PATENT DOCUMENTS

| | | | | |
|------------|---|---------|----------------|--------|
| D400,000 S | * | 10/1998 | Hatfield | D2/972 |
| D441,948 S | * | 5/2001 | Link | D2/972 |
| D476,474 S | * | 7/2003 | McDowell | D2/972 |
| D485,053 S | * | 1/2004 | McDowell | D2/972 |
| D519,267 S | * | 4/2006 | Hlavacs | D2/972 |
| D529,706 S | * | 10/2006 | Paz | D2/972 |
| D666,404 S | | 9/2012 | Shaffer | |
| D666,406 S | | 9/2012 | Shaffer | |
| D667,211 S | | 9/2012 | Shaffer | |
| D667,625 S | | 9/2012 | Shaffer | |
| D667,626 S | | 9/2012 | Shaffer | |



US D770,159 S

Page 2

(56)

References Cited

U.S. PATENT DOCUMENTS

D719,334 S 12/2014 Lindner et al.
D719,335 S 12/2014 Lindner et al.

D722,224 S 2/2015 Williams, Jr.
D722,428 S 2/2015 Lindner et al.
D731,164 S * 6/2015 Williams, Jr. D2/972
D732,776 S 6/2015 Chung et al.

* cited by examiner

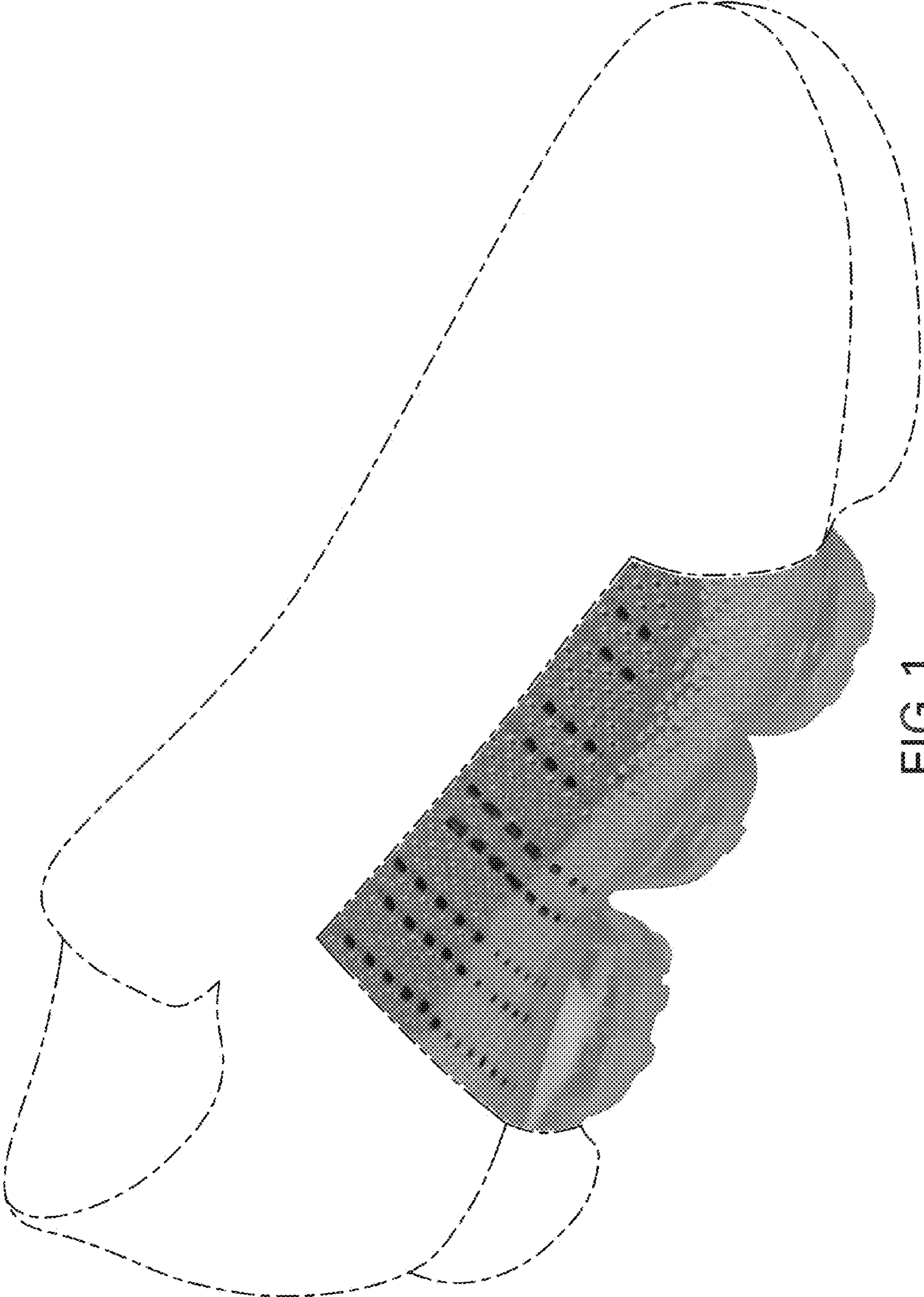


FIG.1

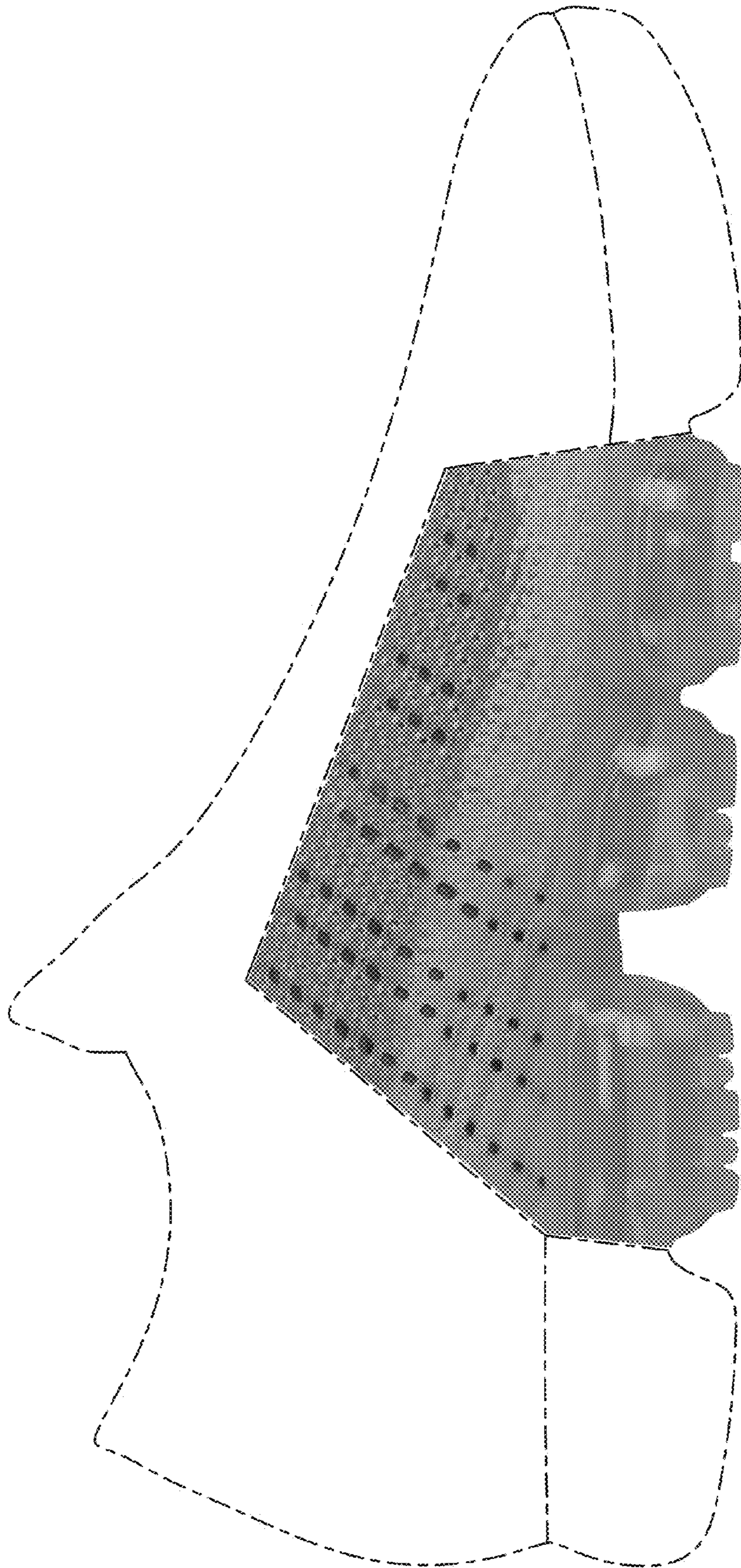


FIG. 2




FIG. 3