



US00D770158S

(12) **United States Design Patent**  
**de Montgolfier**

(10) **Patent No.:** **US D770,158 S**

(45) **Date of Patent:** **\*\* Nov. 1, 2016**

(54) **SHOE UPPER**

(71) Applicant: **NIKE, Inc.**, Beaverton, OR (US)

(72) Inventor: **Vianney de Montgolfier**, Portland, OR (US)

(73) Assignee: **NIKE, Inc.**, Beaverton, OR (US)

(\*\*) Term: **14 Years**

(21) Appl. No.: **29/515,790**

(22) Filed: **Jan. 27, 2015**

(51) **LOC (10) Cl.** ..... **02-99**

(52) **U.S. Cl.**  
USPC ..... **D2/972**

(58) **Field of Classification Search**  
USPC ..... D2/902, 906-908, 944, 969, 972-974  
CPC A43B 13/181; A43B 13/141; A43B 13/186;  
A43B 13/188; A43B 23/00; A43B 23/02;  
A43B 5/00; A43B 23/26; A43B 1/04; A43B  
11/14; A43B 7/00; A43C 1/00; A43C 11/00  
See application file for complete search history.

(56) **References Cited**

U.S. PATENT DOCUMENTS

D239,217 S *	3/1976	Lloyd	.....	D2/907
D239,479 S *	4/1976	Senter	.....	D2/907
D281,457 S *	11/1985	Po	.....	D2/907
D298,083 S	10/1988	Tong		
D350,022 S	8/1994	Bell et al.		
D413,013 S *	8/1999	Koh	.....	D2/969
D424,291 S	5/2000	Matis		
D425,692 S	5/2000	Matis		

D431,349 S	10/2000	Matis et al.		
D432,772 S	10/2000	Debiase		
D446,385 S	8/2001	MacLeod		
D480,540 S	10/2003	Hoyt et al.		
D533,986 S	12/2006	Belley et al.		
D545,042 S	6/2007	McDowell		
D574,135 S	8/2008	Weisbly		
D584,497 S	1/2009	Banik		
D587,444 S	3/2009	Hillyer		
D628,782 S *	12/2010	Butler	.....	D2/972
D629,188 S *	12/2010	Butler	.....	D2/972
D649,751 S	12/2011	Lonigan		
D693,546 S	11/2013	Chenciner		
D738,086 S *	9/2015	Avar	.....	D2/972

\* cited by examiner

*Primary Examiner* — Dominic Simone

(74) *Attorney, Agent, or Firm* — Banner & Witcoff, Ltd.

(57) **CLAIM**

The ornamental design for a shoe upper, as shown and described.

**DESCRIPTION**

FIG. 1 is a front perspective view of a shoe upper showing my new design;

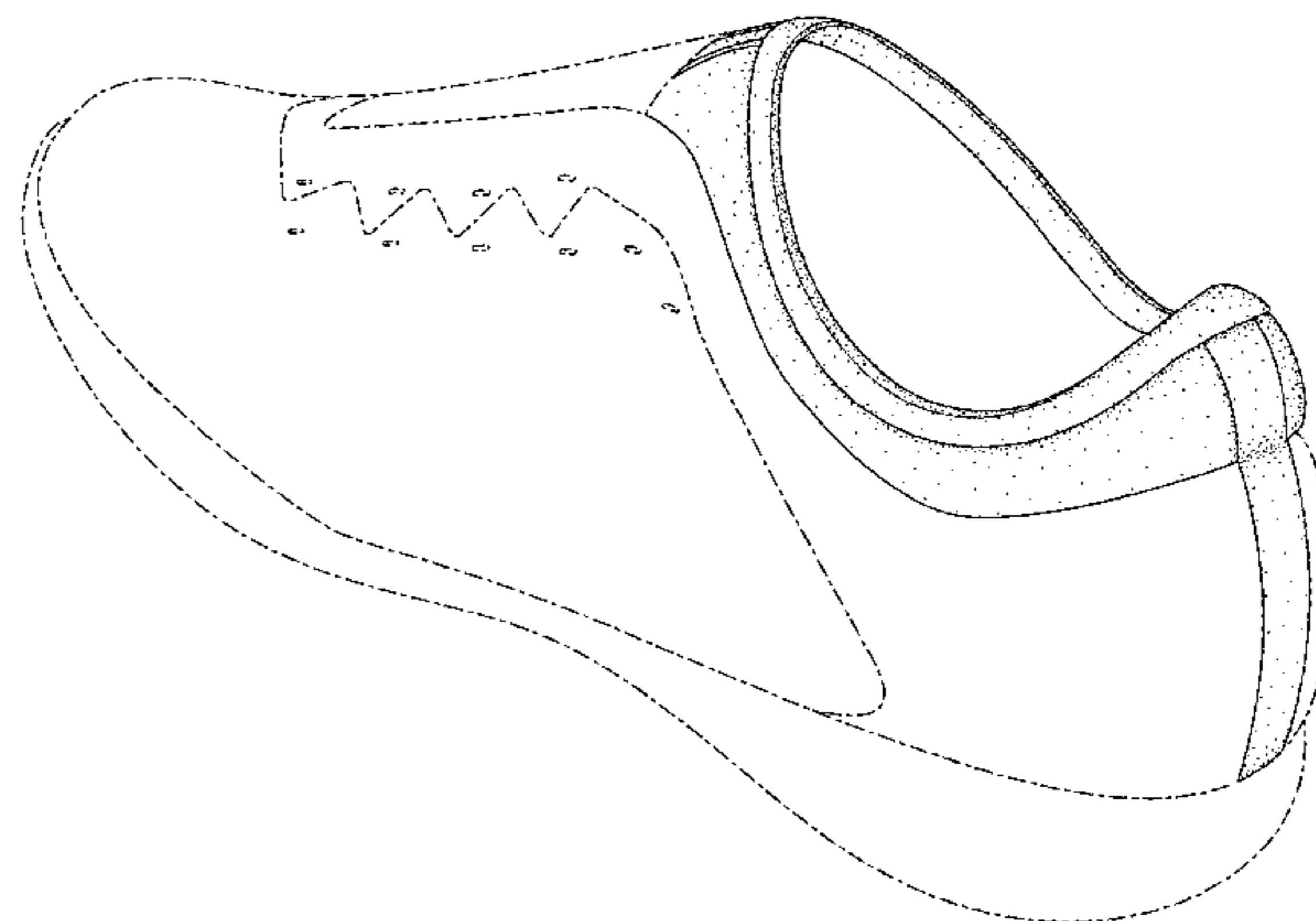
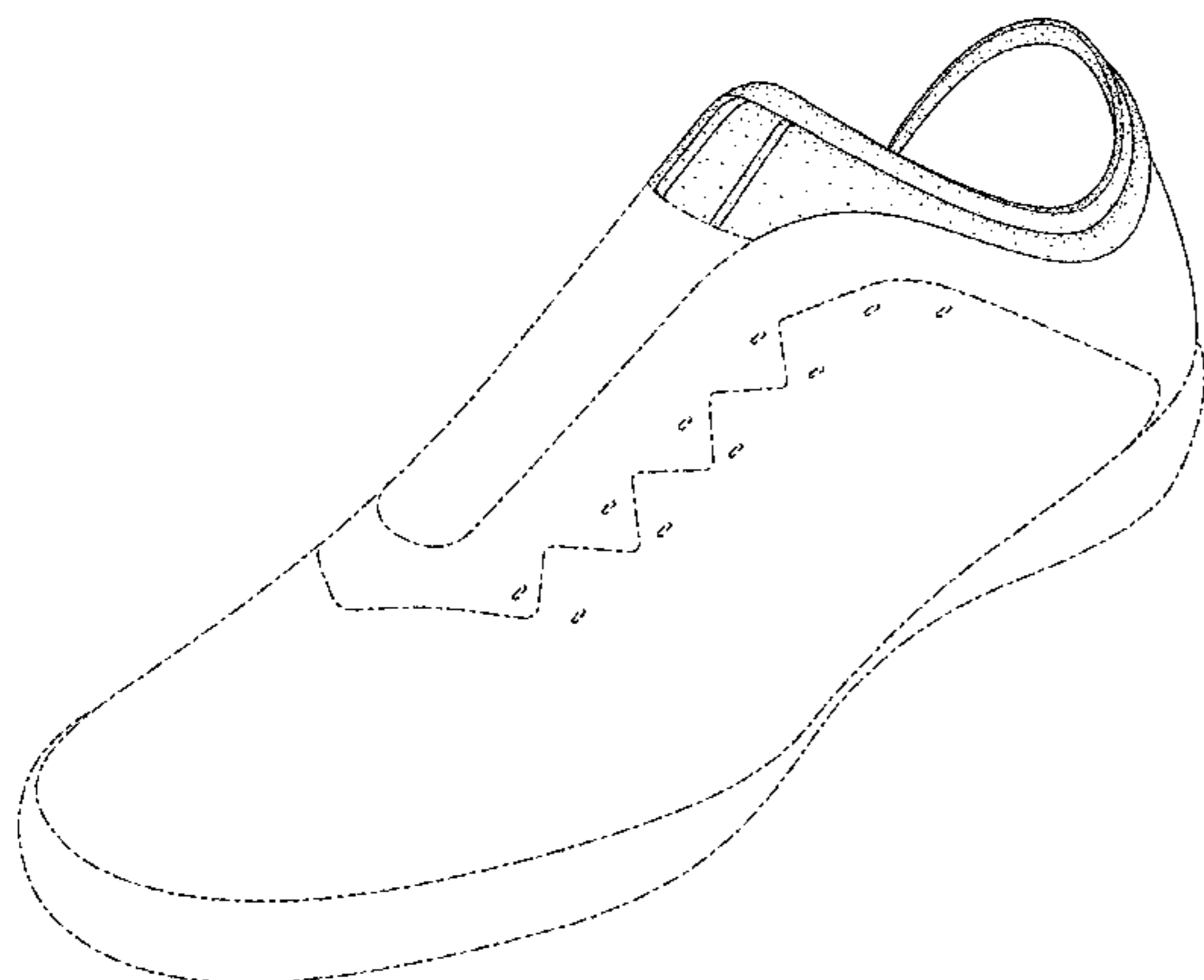
FIG. 2 is a side view thereof;

FIG. 3 is an alternate side view thereof; and,

FIG. 4 is a rear perspective view thereof.

The broken lines immediately adjacent to the shaded area represent unclaimed boundaries of the design. The broken lines showing the remainder of the shoe are for environmental purposes only and form no part of the claimed design.

**1 Claim, 4 Drawing Sheets**



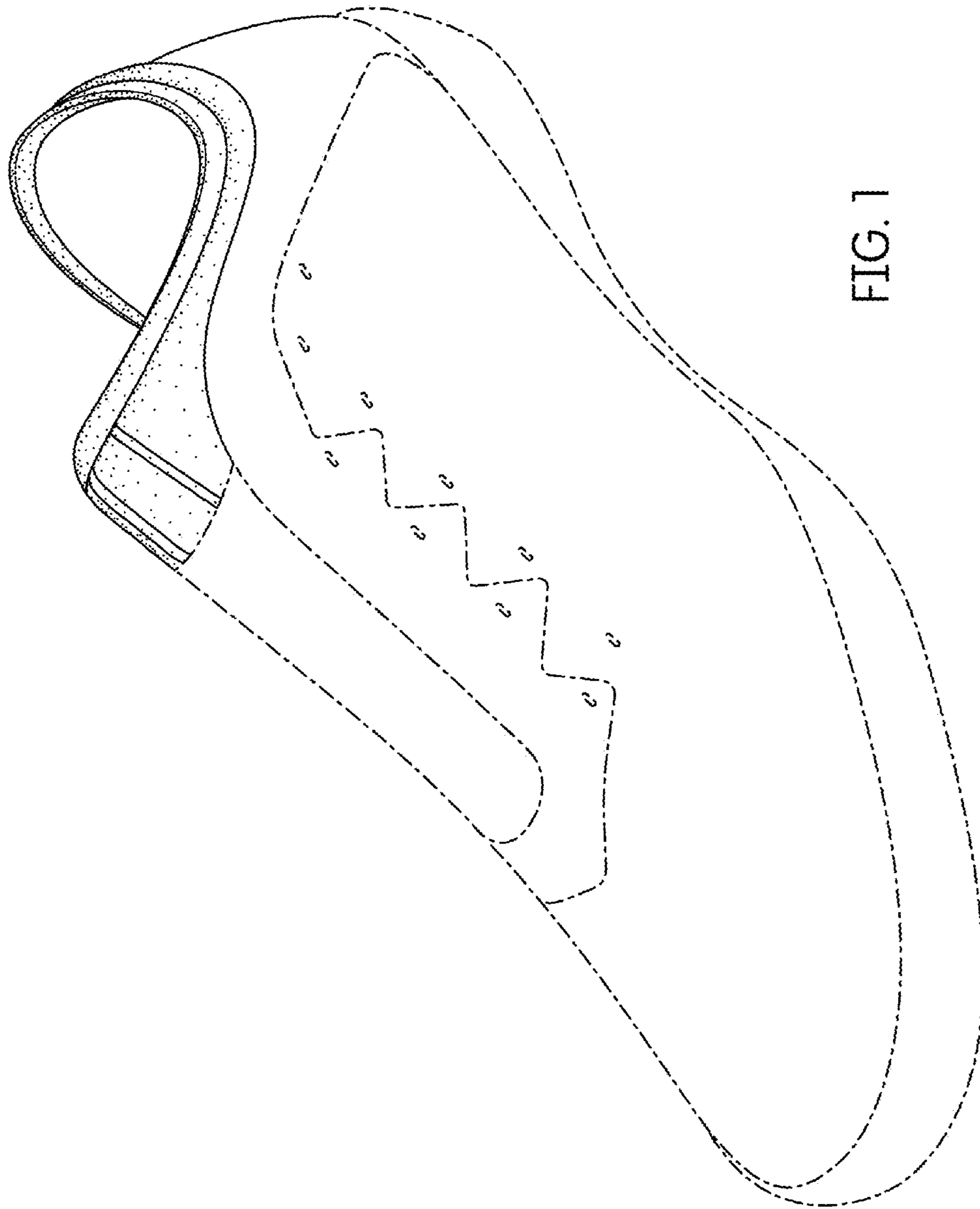


FIG. 1

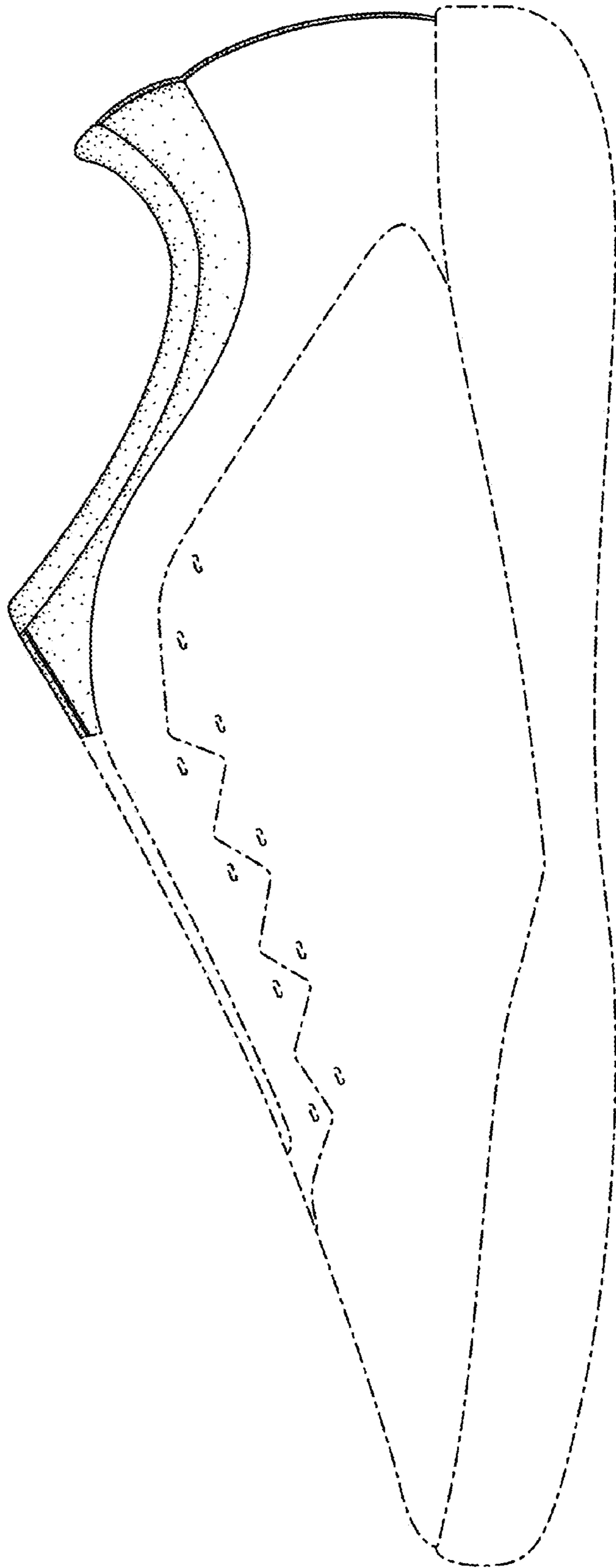


FIG. 2

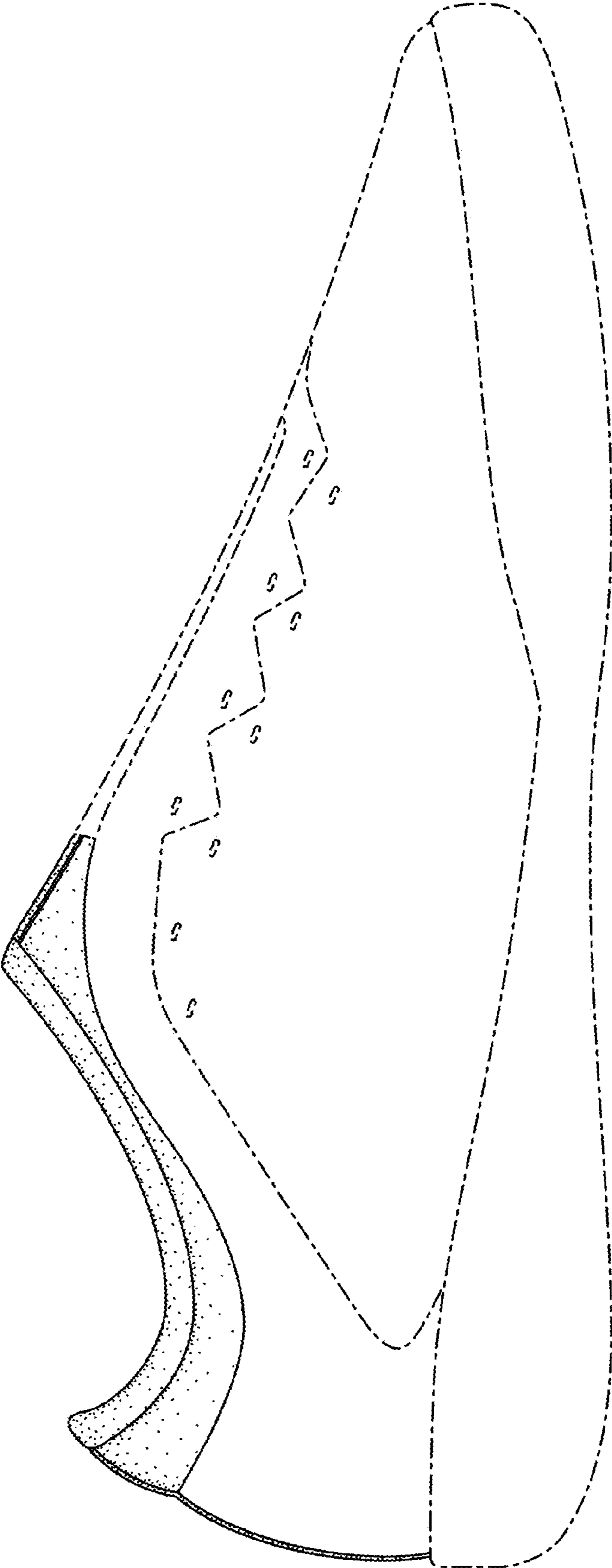


FIG. 3

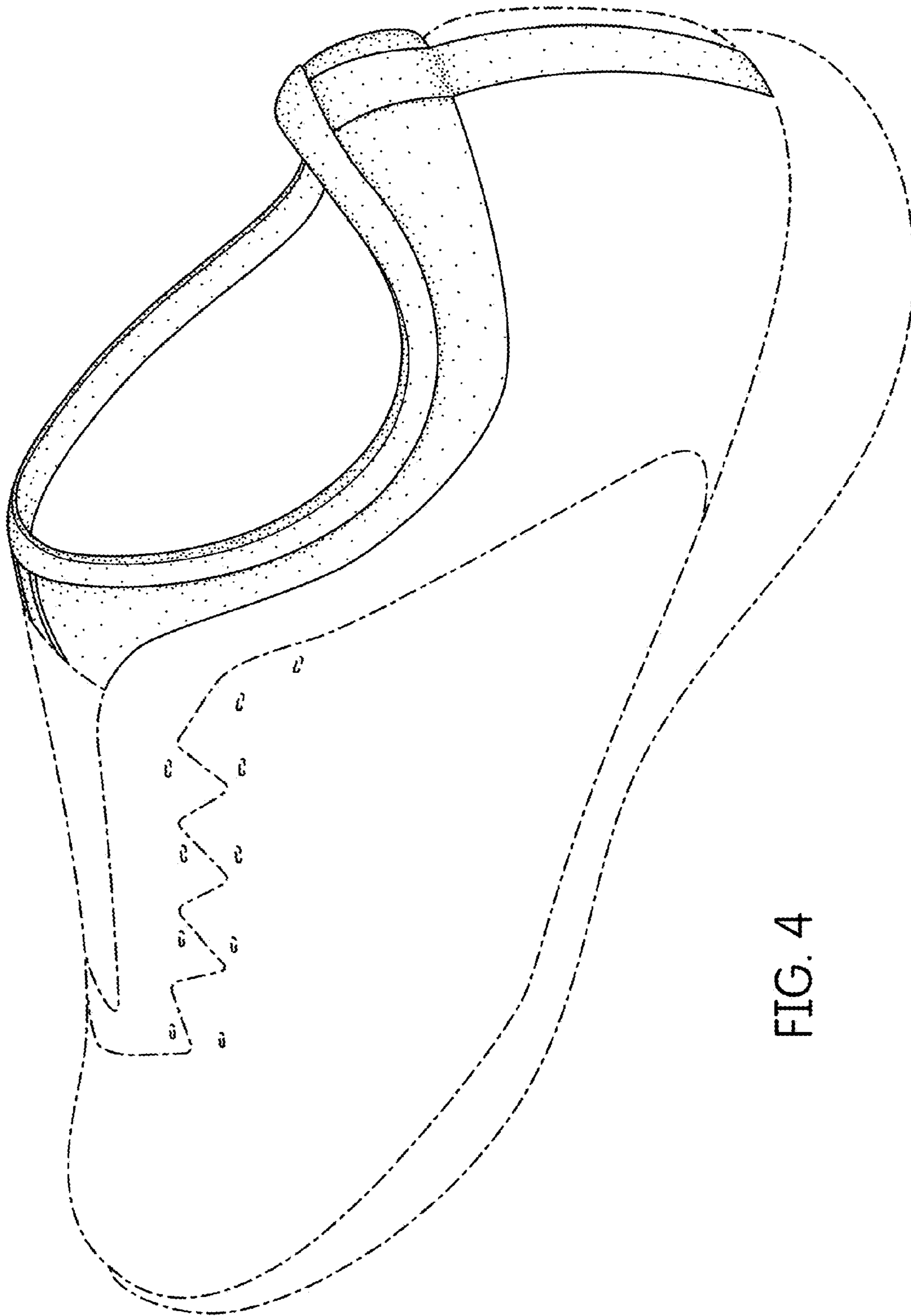


FIG. 4