



US00D770150S

(12) **United States Design Patent**  
**Hardy**

(10) **Patent No.:** **US D770,150 S**

(45) **Date of Patent:** **\*\* Nov. 1, 2016**

(54) **SHOE**

(71) Applicant: **Hermes Sellier (Societe Par Actions Simplifree)**, Paris (FR)

(72) Inventor: **Pierre Hardy**, Paris (FR)

(73) Assignee: **Hermes Sellier (Societe Par Actions Simplifree)**, Paris (FR)

(\*\*) Term: **14 Years**

(21) Appl. No.: **29/516,795**

(22) Filed: **Feb. 5, 2015**

(30) **Foreign Application Priority Data**

Aug. 7, 2014 (WO) ..... DM/084118

(51) **LOC (10) Cl.** ..... **02-04**

(52) **U.S. Cl.**  
USPC ..... **D2/923**

(58) **Field of Classification Search**

USPC ..... D2/896, 902, 906-908, 923, 924, 943,  
D2/944, 946, 951, 953, 959, 969; 36/45,  
36/59 R, 114, 50.1, 88, 83, 126-131

CPC ..... A43B 3/00; A43B 3/10; A43B 3/14;  
A43B 23/00; A43B 23/24

See application file for complete search history.

(56) **References Cited**

**U.S. PATENT DOCUMENTS**

D148,201 S \* 12/1947 Underberger ..... D2/924  
D186,155 S \* 9/1959 Bianchini ..... D2/923

D205,755 S \* 9/1966 Slade ..... 36/7.1 R  
D244,726 S \* 6/1977 Katz ..... D2/923  
D246,943 S \* 1/1978 Fukuoka ..... D2/923  
D267,676 S \* 1/1983 Allen ..... D2/909  
D367,353 S \* 2/1996 Pyle ..... D2/923  
D455,542 S \* 4/2002 Berluti ..... D2/923  
D474,003 S \* 5/2003 Della Valle ..... D2/923  
D511,037 S \* 11/2005 Della Valle ..... D2/923  
D511,611 S \* 11/2005 Della Valle ..... D2/923  
D697,291 S \* 1/2014 Zaedow ..... D2/923

\* cited by examiner

*Primary Examiner* — Ian Simmons

*Assistant Examiner* — Rashida C Walshon

(74) *Attorney, Agent, or Firm* — Foley & Lardner LLP

(57) **CLAIM**

I claim the ornamental design for a shoe, as shown and described.

**DESCRIPTION**

FIG. 1 is a front elevational view of a shoe of the claimed design;

FIG. 2 is a rear elevational view of the shoe shown in FIG. 1;

FIG. 3 is a right side elevational view of the shoe shown in FIG. 1;

FIG. 4 is a left side elevational view of the shoe shown in FIG. 1;

FIG. 5 is a top plan view of the shoe shown in FIG. 1;

FIG. 6 is a bottom plan view of the shoe shown in FIG. 1; and,

FIG. 7 is a front perspective view of the shoe shown in FIG. 1.

**1 Claim, 7 Drawing Sheets**







Fig.1



Fig. 2



Fig. 3



Fig.4




Fig. 5




Fig. 6



Fig.7