



US00D770139S

(12) **United States Design Patent**
Konishi et al.

(10) **Patent No.:** **US D770,139 S**

(45) **Date of Patent:** **** Nov. 1, 2016**

(54) **EMERGENCY HOOD**

(71) Applicants: **Denki Kagaku Kogyo Kabushiki Kaisha**, Tokyo (JP); **ICI Japan Co., Ltd.**, Tokyo (JP)

(72) Inventors: **Kunihiko Konishi**, Tokyo (JP); **Ayame Suzuki**, Tokyo (JP)

(73) Assignees: **Denka Company Limited** (JP); **ICI Japan Co., Ltd.** (JP)

(**) Term: **14 Years**

(21) Appl. No.: **29/514,874**

(22) Filed: **Jan. 16, 2015**

(51) **LOC (10) Cl.** **02-02**

(52) **U.S. Cl.**
USPC **D2/831**

(58) **Field of Classification Search**
USPC D2/728, 823, 824, 825, 828, 829, 831, D2/865, 866, 870, 874, 877, 878, 880, D2/891; D29/100, 101.1, 101.3, 101.4, D29/108
CPC A41D 23/00; A41D 1/04; A41D 3/00; A41D 3/08; A41D 13/015; A41D 2200/20; A41D 2300/30; A41D 2300/32; A41D 2300/322; A41D 2300/234; A41D 27/12; A41D 27/20; A42B 1/00; A42B 1/004; A42B 1/04; A42B 1/041; A42B 1/045; A42B 1/046; A42B 1/048; A42B 1/066; A42B 7/00

See application file for complete search history.

(56) **References Cited**

U.S. PATENT DOCUMENTS

D113,194 S * 1/1939 Storey et al. D2/831
D167,406 S * 8/1952 Kairalla D2/823
D273,910 S * 5/1984 Teeny D2/829
D339,217 S * 9/1993 McCue D29/101.1

D340,542 S * 10/1993 Marlowe D29/101.1
D352,816 S * 11/1994 Kirn D2/828
D355,068 S * 2/1995 Prendergast D2/719
5,909,802 A * 6/1999 Puco A45F 3/04
2/102
D478,708 S * 8/2003 Miros D2/831
D548,401 S * 8/2007 Tinao D29/101.4
D584,455 S * 1/2009 Doornhein D29/101.4
D602,678 S * 10/2009 Foley D2/829
7,681,251 B2 * 3/2010 Carey A42B 1/066
2/171
D636,964 S * 4/2011 Thomas D29/101.1
D641,960 S * 7/2011 Goff D2/829
D668,393 S * 10/2012 Hogbin D29/101.1
8,505,117 B2 * 8/2013 Park A41D 23/00
2/202
D729,499 S * 5/2015 Christenson D2/829

FOREIGN PATENT DOCUMENTS

JP 1439596 3/2012
JP 2014-17808 8/2014
JP 1524179 5/2015

* cited by examiner

Primary Examiner — Karen E. Eldridge Powers
Assistant Examiner — Jasmine Mlinarcik
(74) *Attorney, Agent, or Firm* — Saidman DesignLaw Group, LLC



(57) **CLAIM**

The ornamental design for an emergency hood, as shown and described.

DESCRIPTION

FIG. 1 is a front elevation view of an emergency hood showing our new design;
FIG. 2 is a rear elevation view thereof;
FIG. 3 is a top plan view thereof;
FIG. 4 is a bottom plan view thereof;
FIG. 5 is a left side elevation view thereof; and,
FIG. 6 is a right side elevation view thereof.

1 Claim, 4 Drawing Sheets






FIG. 1




FIG. 2




FIG. 3




FIG. 4



FIG. 5



FIG. 6