



US00D770124S

(12) **United States Design Patent** (10) **Patent No.:** **US D770,124 S**
Gao (45) **Date of Patent:** **** Nov. 1, 2016**

(54) **MINT CHEWING GUM**
(71) Applicant: **Wm. Wrigley Jr. Company**, Chicago, IL (US)
(72) Inventor: **Yang Gao**, Chicago, IL (US)
(73) Assignee: **Wm. Wrigley Jr. Company**, Chicago, IL (US)

D642,767 S * 8/2011 Bruyea D1/127
D647,276 S * 10/2011 Bruyea D1/127
D694,486 S * 12/2013 Jani D1/127
D699,916 S * 2/2014 Rodgers D1/127
D715,517 S 10/2014 Park et al.
2006/0204451 A1* 9/2006 Salini A23G 3/008
424/48
2009/0214720 A1* 8/2009 Almenares A23G 9/48
426/101

(**) Term: **14 Years**
(21) Appl. No.: **29/512,736**
(22) Filed: **Dec. 22, 2014**
(51) **LOC (10) Cl.** **01-01**
(52) **U.S. Cl.**
USPC **D1/127**
(58) **Field of Classification Search**
USPC D1/100-130, 199; D24/101, 102;
426/3, 5, 87, 89, 92, 103, 104, 129,
426/138, 144, 249, 383, 512, 516, 660,
426/808; 424/467; D25/113, 119, 121-132;
D21/499; D5/55-58, 62
CPC A23G 4/02; A23G 4/06; A23G 4/08;
A23G 4/10; A23G 4/20; A23G 4/00; A23G
3/38; A23G 3/42; A23G 3/54; A23K 1/164
See application file for complete search history.

OTHER PUBLICATIONS

Snow, Ookami. "Cinn-A-Burst." I Really Don't Like the Word Blog. Sep. 16, 2008. Web. Sep. 22, 2015. <http://kinross19.blogspot.com/2008/09/blog-post_16.html>.*
Gottfried, Miriam. "A Taste for Hotter Mintier Fruitier." The Wall Street Journal. May 26, 2010. Web. Sep. 23, 2015. <<http://www.wsj.com/articles/SB10001424052748703341904575266371583613194>>.*
Eldred, Sheila. "Gum Helps You Think." Discovery News. Mar. 12, 2013. Web. Sep. 22, 2015. <<http://news.discovery.com/human/health/can-gum-help-you-think-130312.htm>>.*
Kelly, Kat. "Mint Flavored Gum or Fruit Flavored Gum." SodaHead. May 13, 2011. Web. Sep. 30, 2015. <<http://www.sodahead.com/fun/mint-flavored-gum-or-fruit-flavored-gum/question-1790597/?link=ibaf&q=&esrc=s>>.*
Howden, Rachel. "More Homemade Fruit Leather." Rachel's Blog. Apr. 15, 2014. Web. Sep. 22, 2015. <<https://rachelhowdenblog.wordpress.com/2014/04/15/more-homemade-fruit-leather/>>.*

* cited by examiner

Primary Examiner — Garth Rademaker
Assistant Examiner — Katie S Mroczka
(74) *Attorney, Agent, or Firm* — Armstrong Teasdale LLP

(56) **References Cited**

U.S. PATENT DOCUMENTS

D20,662 S * 4/1891 Pearson D1/114
1,855,145 A * 4/1932 Bartlett A23G 3/50
426/87
D271,439 S * 11/1983 Schumacher D1/127
D271,534 S * 11/1983 Huzinec D1/127
D366,671 S * 1/1996 Kitzmiller D1/127
D366,672 S * 1/1996 Kitzmiller D1/127
5,538,742 A * 7/1996 McHale A23G 4/043
425/130
D604,926 S 12/2009 Colman et al.
D608,976 S 2/2010 Colman et al.
D616,177 S * 5/2010 Brown D1/127
D617,079 S * 6/2010 Brown D1/127
D641,950 S * 7/2011 Bruyea D1/127

(57) **CLAIM**

The ornamental design for a mint chewing gum, as shown and described.

DESCRIPTION

The patent or application file contains at least one drawing executed in color. Copies of this patent or patent application publication with color drawing(s) will be provided by the Office upon request and payment of the necessary fee.

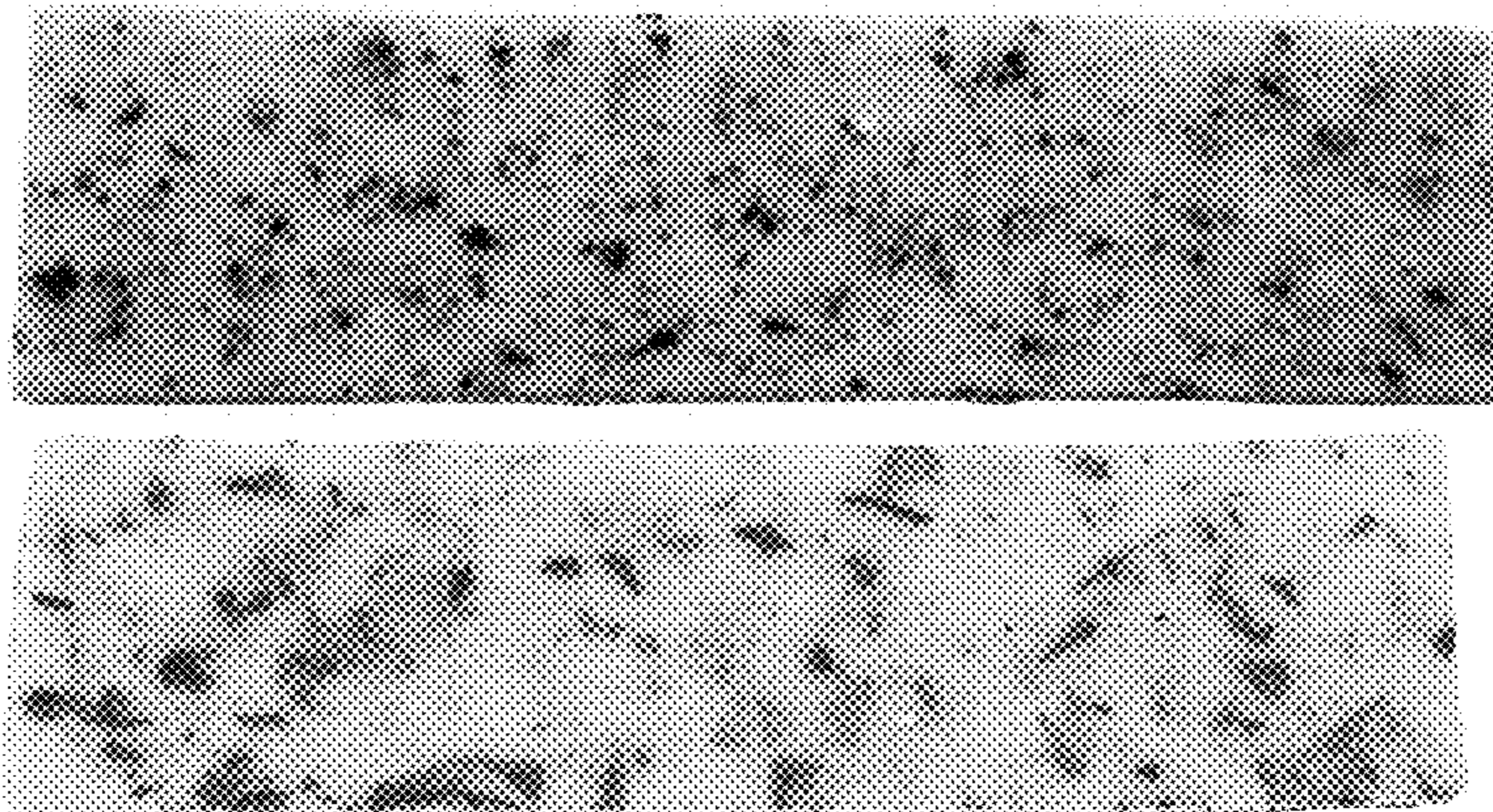


FIG. 1 is a top plan view of a first example embodiment of my new mint chewing gum.

FIG. 2 is a front view of the first embodiment of the mint chewing gum shown in FIG. 1.

FIG. 3 is a side view of the first embodiment of the mint chewing gum shown in FIG. 1.

FIG. 4 is a top plan view of a second example embodiment of my new mint chewing gum.

FIG. 5 is a front view of the second embodiment of the mint chewing gum shown in FIG. 4.

FIG. 6 is a side view of the second embodiment of the mint chewing gum shown in FIG. 4.

FIG. 7 is a top plan view of a third example embodiment of my new mint chewing gum.

FIG. 8 is a front view of the third embodiment of the mint chewing gum shown in FIG. 7.

FIG. 9 is a side view of the third embodiment of the mint chewing gum shown in FIG. 7.

FIG. 10 is a top plan view of a fourth example embodiment of my new mint chewing gum.

FIG. 11 is a front view of the fourth embodiment of the mint chewing gum shown in FIG. 10.

FIG. 12 is a side view of the fourth embodiment of the mint chewing gum shown in FIG. 10.

FIG. 13 is a top plan view of a fifth example embodiment of my new mint chewing gum.

FIG. 14 is a front view of the fifth embodiment of the mint chewing gum shown in FIG. 13.

FIG. 15 is a side view of the fifth embodiment of the mint chewing gum shown in FIG. 13.

FIG. 16 is a top plan view of a sixth example embodiment of my new mint chewing gum.

FIG. 17 is a front view of the sixth embodiment of the mint chewing gum shown in FIG. 16.

FIG. 18 is a side view of the sixth embodiment of the mint chewing gum shown in FIG. 16.

FIG. 19 is a top plan view of a seventh example embodiment of my new mint chewing gum.

FIG. 20 is a front view of the seventh embodiment of the mint chewing gum shown in FIG. 19.

FIG. 21 is a side view of the seventh embodiment of the mint chewing gum shown in FIG. 19.

FIG. 22 is a top plan view of an eighth example embodiment of my new mint chewing gum.

FIG. 23 is a front view of the eighth embodiment of the mint chewing gum shown in FIG. 22.

FIG. 24 is a side view of the eighth embodiment of the mint chewing gum shown in FIG. 22.

FIG. 25 is a top plan view of a ninth example embodiment of my new mint chewing gum.

FIG. 26 is a front view of the ninth embodiment of the mint chewing gum shown in FIG. 25.

FIG. 27 is a side view of the ninth embodiment of the mint chewing gum shown in FIG. 25.

FIG. 28 is a top plan view of a tenth example embodiment of my new mint chewing gum.

FIG. 29 is a front view of the tenth embodiment of the mint chewing gum shown in FIG. 28; and,

FIG. 30 is a side view of the tenth embodiment of the mint chewing gum shown in FIG. 28.

**1 Claim, 8 Drawing Sheets
(6 of 8 Drawing Sheet(s) Filed in Color)**




FIG. 1



FIG. 3



FIG. 2




FIG. 4




FIG. 6



FIG. 5




FIG. 7



FIG. 9



FIG. 8




FIG. 10



FIG. 12



FIG. 11




FIG. 13



FIG. 15



FIG. 14




FIG. 16



FIG. 18



FIG. 17

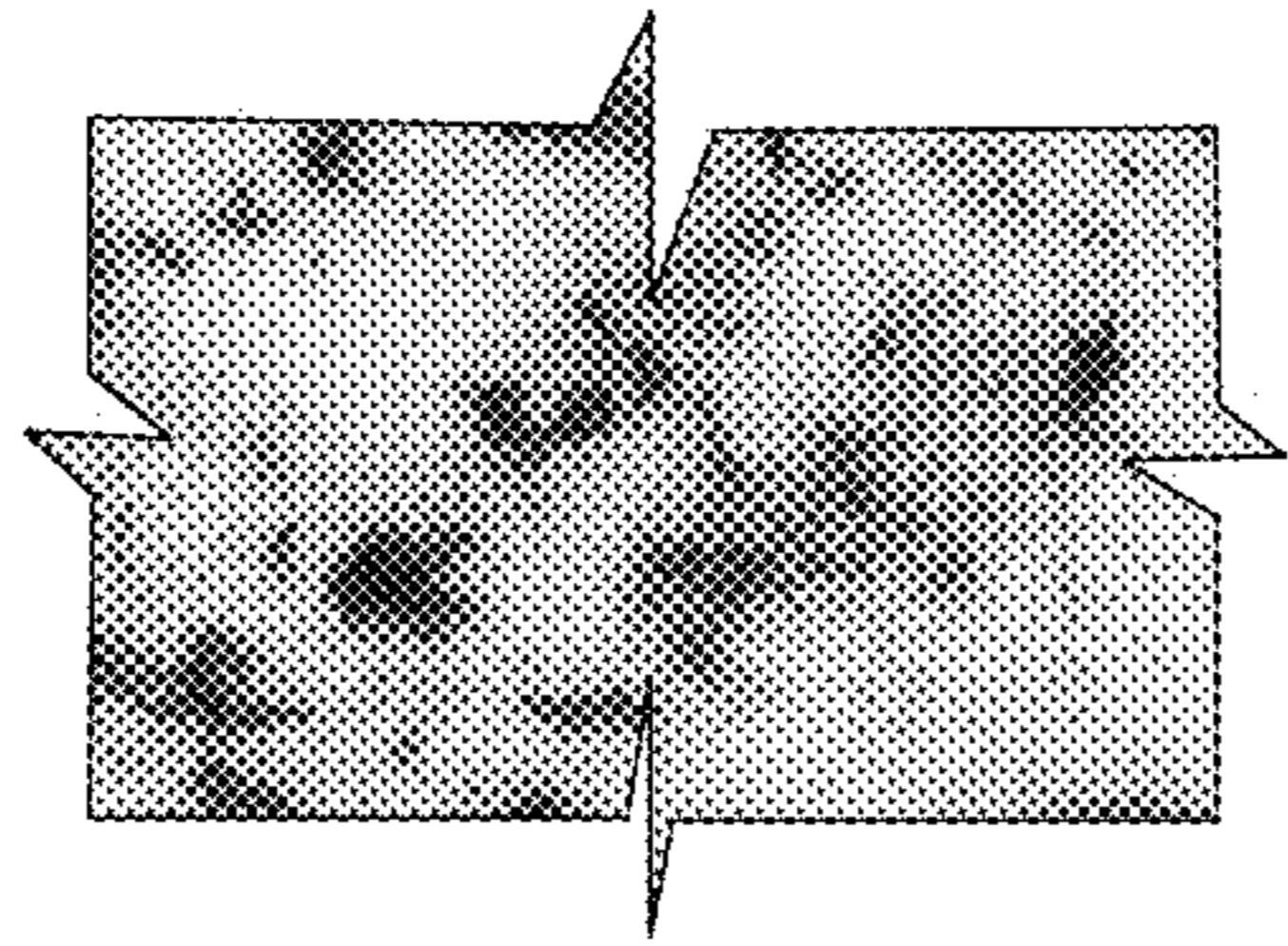


FIG. 19



FIG. 21



FIG. 20

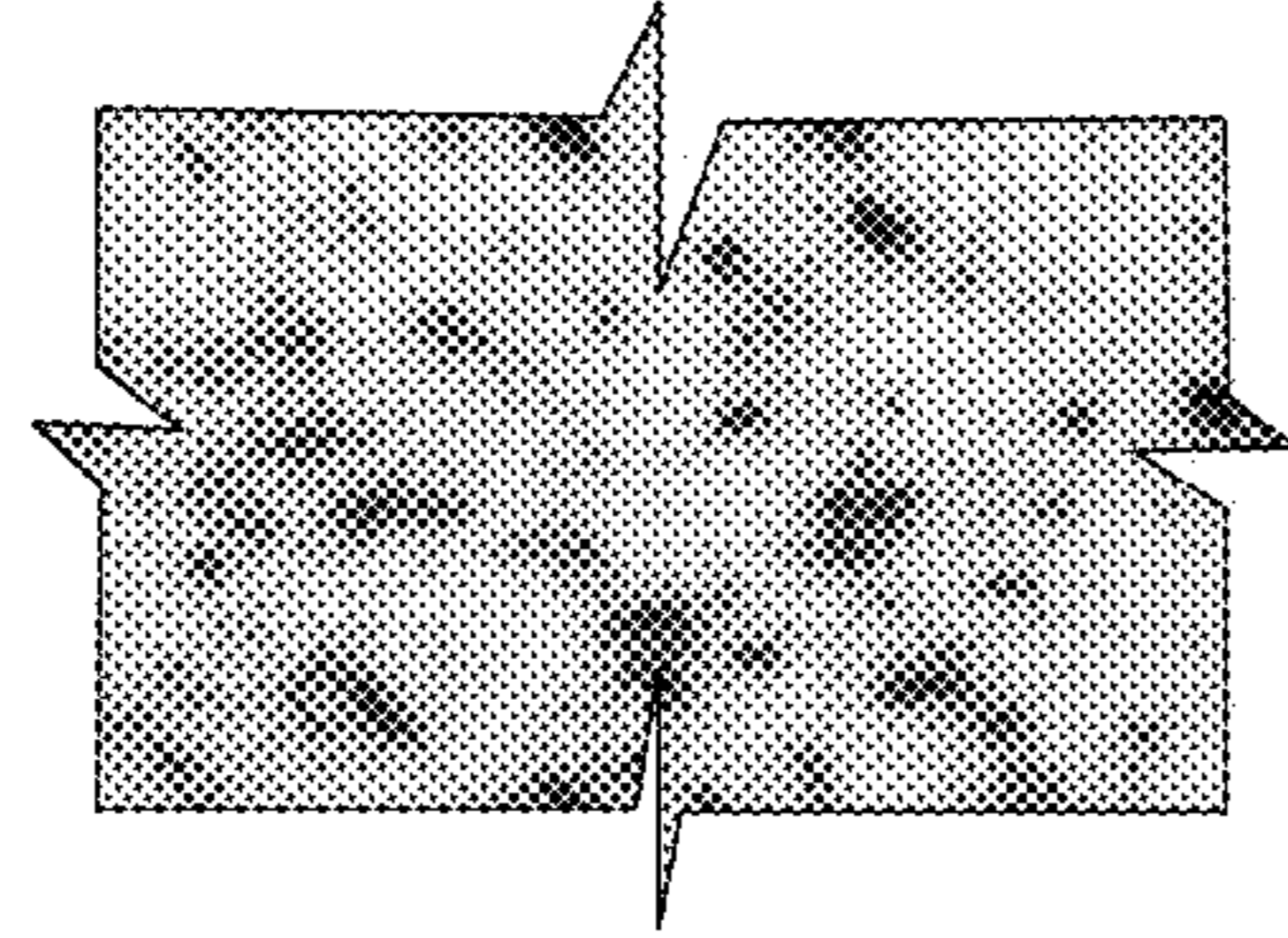


FIG. 22



FIG. 24



FIG. 23




FIG. 25



FIG. 27



FIG. 26




FIG. 28



FIG. 30



FIG. 29