



US00D770105S

(12) **United States Design Patent**
Kim et al.

(10) **Patent No.:** **US D770,105 S**
(45) **Date of Patent:** **** Oct. 25, 2016**

- (54) **CLEANER**
- (71) Applicant: **Samsung Electronics Co., Ltd.**,
Suwon-si (KR)
- (72) Inventors: **Kyung-Tae Kim**, Seoul (KR); **Richard Overcash**, San Francisco, CA (US);
Chris Bangle, Clavesana (IT)
- (73) Assignee: **SAMSUNG ELECTRONICS CO., LTD.** (KR)
- (**) Term: **14 Years**
- (21) Appl. No.: **29/496,402**
- (22) Filed: **Jul. 11, 2014**
- (51) **LOC (10) Cl.** **15-05**
- (52) **U.S. Cl.**
USPC **D32/22**
- (58) **Field of Classification Search**
USPC D32/15-18, 21-24, 31, 34, 40, 42,
D32/49-52
CPC A47L 5/28; A47L 5/32; A47L 5/362;
A47L 5/365; A47L 5/24; A47L 5/34; A47L
5/14; A47L 7/0038; A47L 9/26; A47L
9/2857; A47L 9/20; A47L 9/02; A47L 9/322;
A47L 9/325; A47L 11/34; A47L 11/40;
A47L 11/4044; A47L 11/20; A47L 11/146
See application file for complete search history.

(56) **References Cited**

U.S. PATENT DOCUMENTS

- 4,402,106 A * 9/1983 Mattson E04D 13/0765
15/406
- D272,290 S * 1/1984 Wilson D32/51
- D280,661 S * 9/1985 Hill D23/383
- D320,294 S * 9/1991 Miner D32/15
- 5,332,222 A * 7/1994 Perry A63B 53/00
15/339

- D388,573 S * 12/1997 Rostron D32/49
- D428,225 S * 7/2000 Prime D32/40
- D460,842 S * 7/2002 Sainsbury D32/15
- D560,319 S * 1/2008 Hirunuma D32/40
- 7,845,048 B1 * 12/2010 Bailey E01H 1/0863
15/327.5
- D635,314 S * 3/2011 Nelson D32/15
- D643,892 S * 8/2011 McGrorty D21/735
- 8,316,506 B1 * 11/2012 Spalj A47L 5/14
15/344
- D682,496 S * 5/2013 Bassett D32/22
- D693,977 S * 11/2013 Chu D32/34
- D694,970 S * 12/2013 Santiago D32/34
- 2001/0042284 A1 * 11/2001 Gutry A47L 9/02
15/414
- 2009/0271935 A1 * 11/2009 Kim A47L 11/40
15/22.1
- 2015/0000070 A1 * 1/2015 Liu A47L 5/14
15/330

* cited by examiner

Primary Examiner — Ruth McInroy

(74) *Attorney, Agent, or Firm* — Cantor Colburn LLP

(57) **CLAIM**

We claim, the ornamental design for a cleaner, as shown and described.

DESCRIPTION

FIG. 1 is a perspective view of a cleaner, showing our new design;
 FIG. 2 is a front view thereof;
 FIG. 3 is a rear view thereof;
 FIG. 4 is a side view thereof;
 FIG. 5 is a another side view thereof;
 FIG. 6 is a top view thereof; and,
 FIG. 7 is a bottom view thereof.
 The broken lines illustrating portions of the cleaner are for environmental purposes only and form no part of the claimed design.

1 Claim, 7 Drawing Sheets

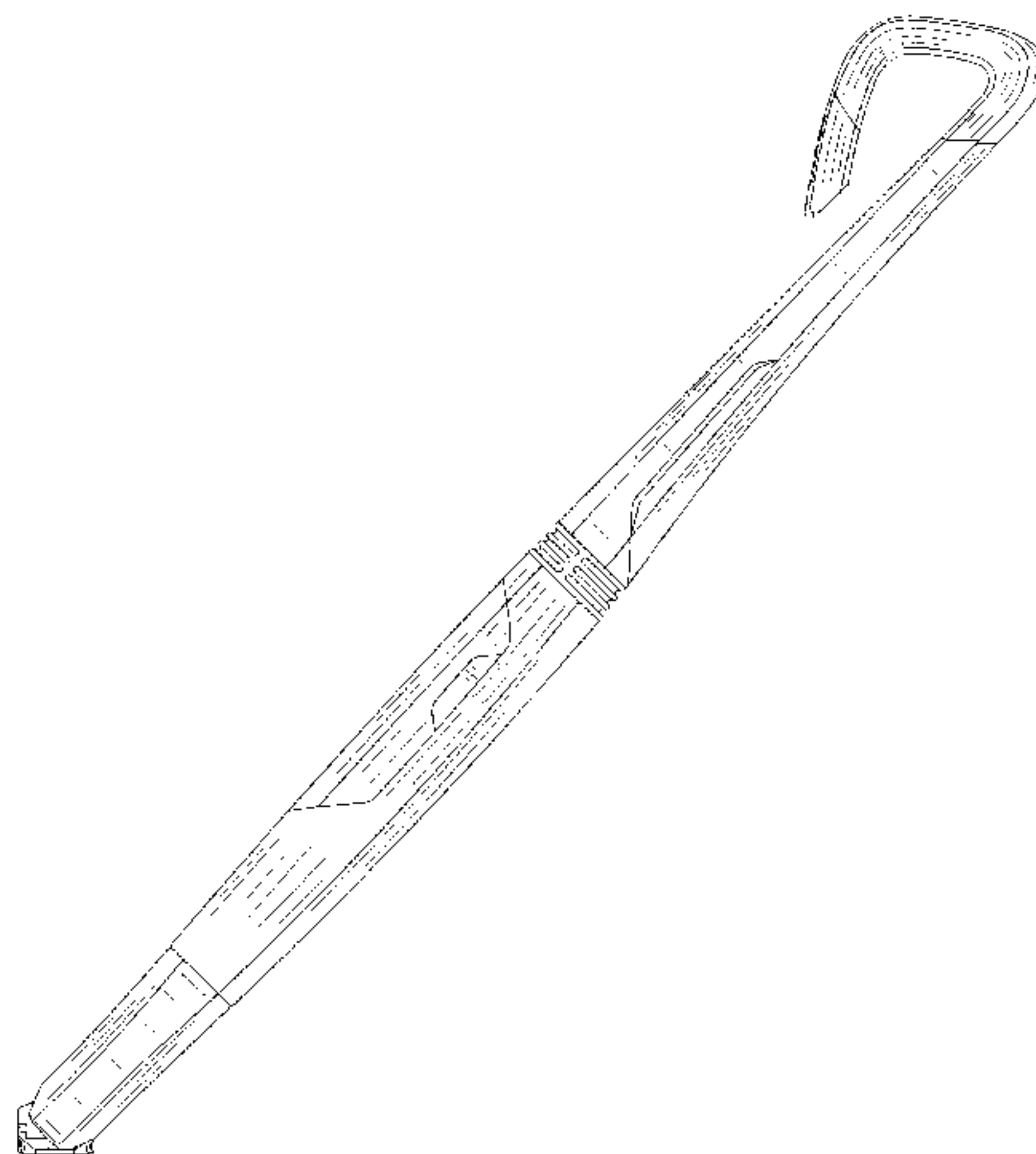
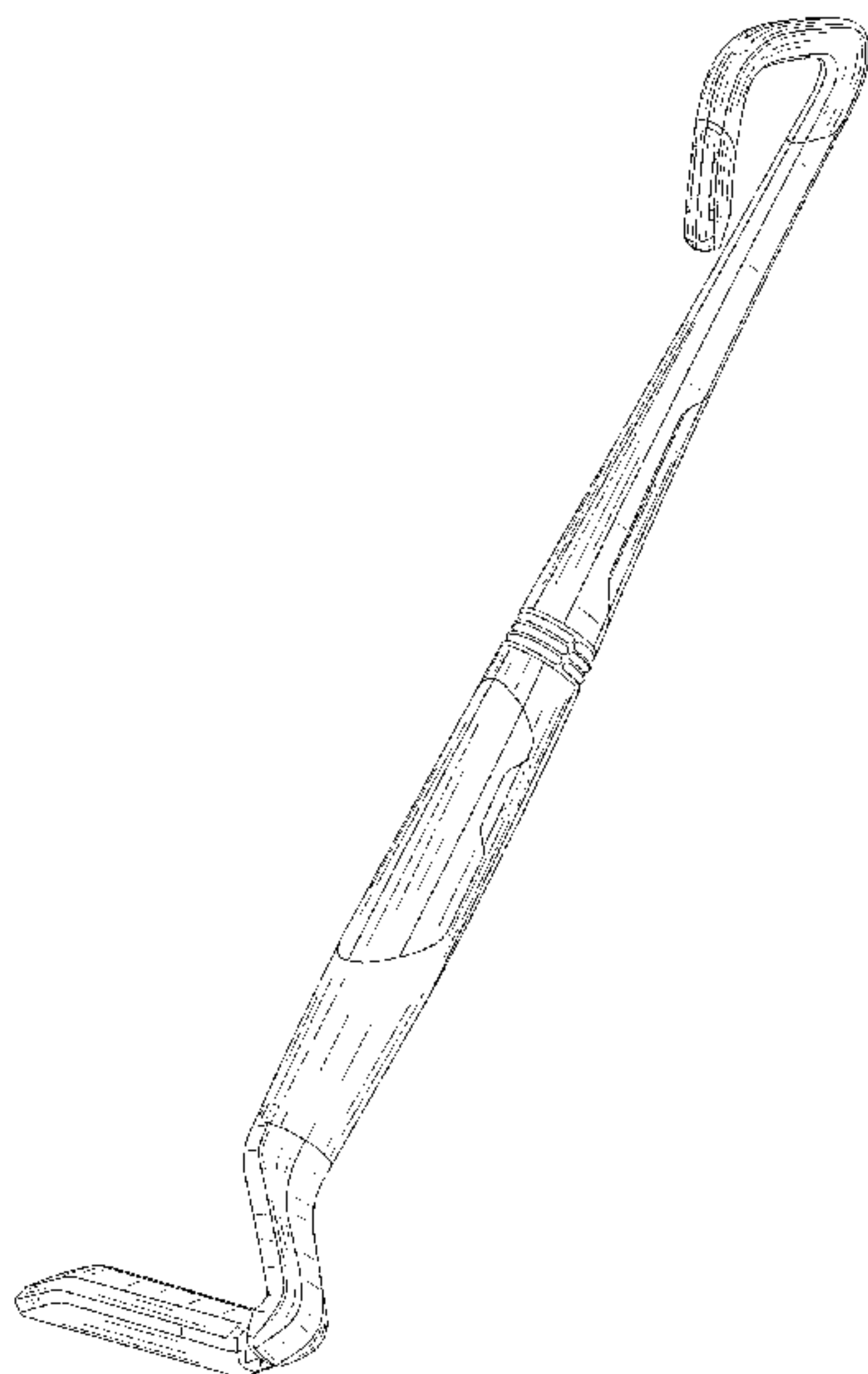


FIG. 1

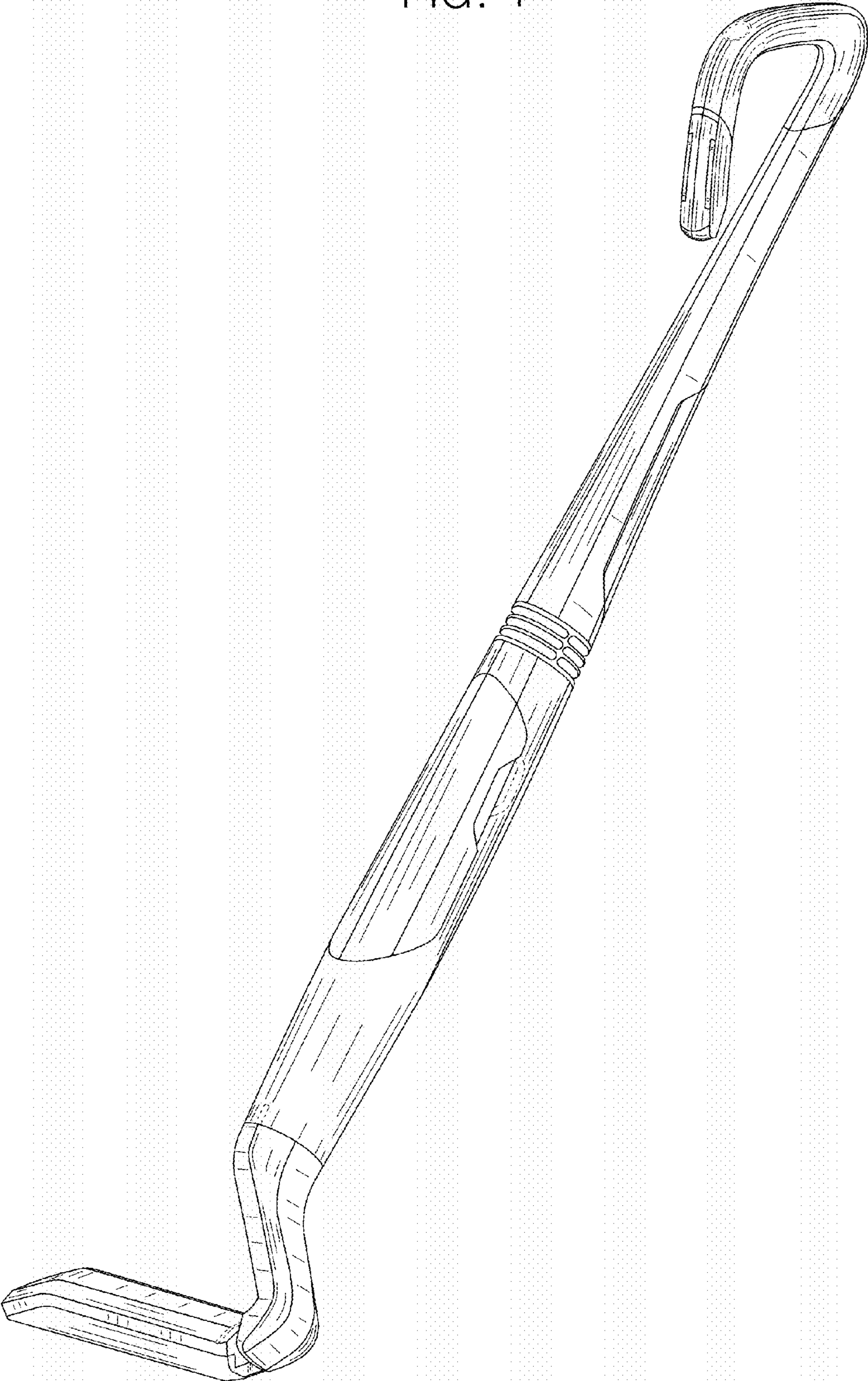


FIG. 2

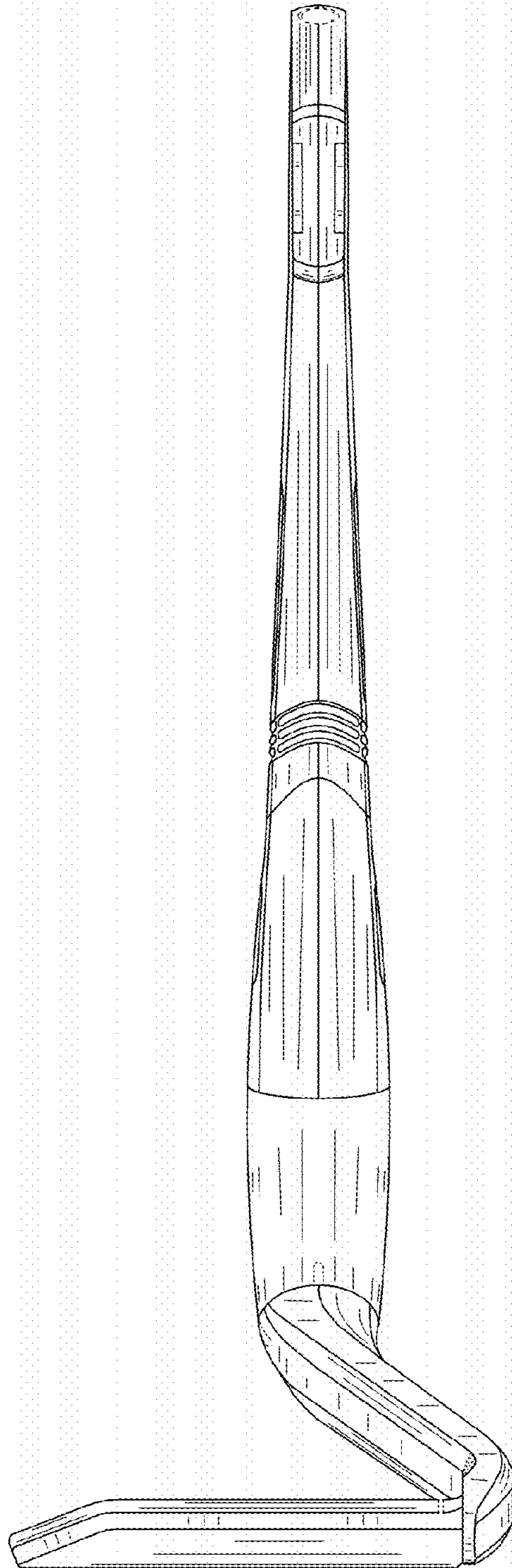


FIG. 3

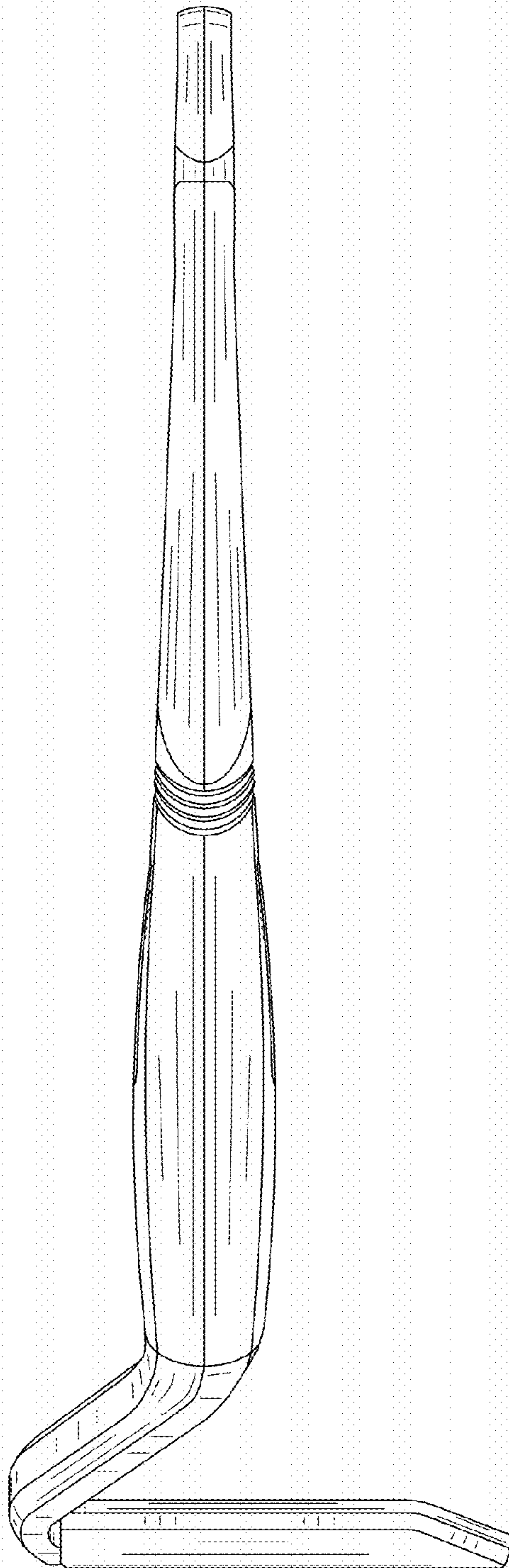


FIG. 4

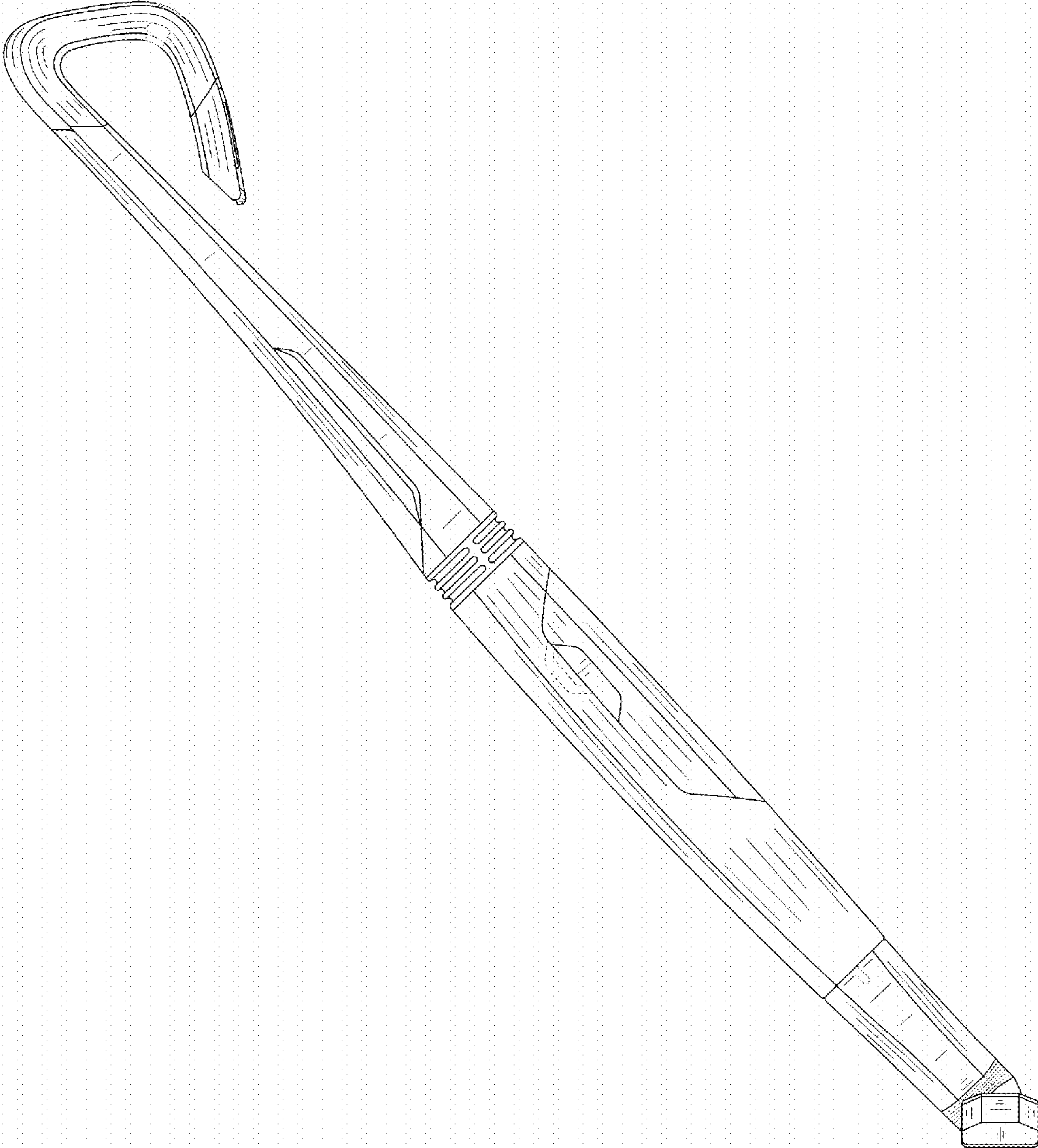


FIG. 5

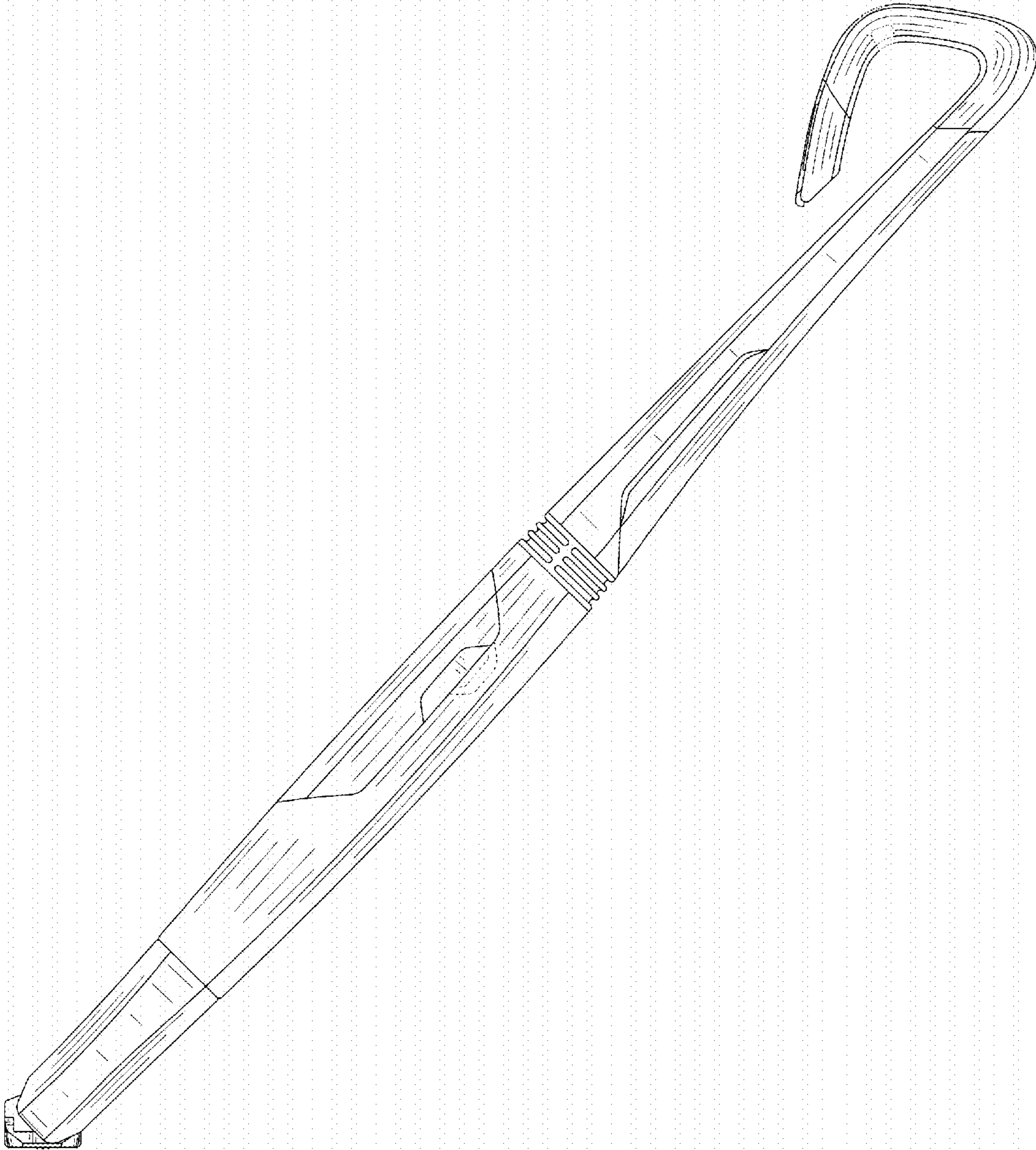


FIG. 6

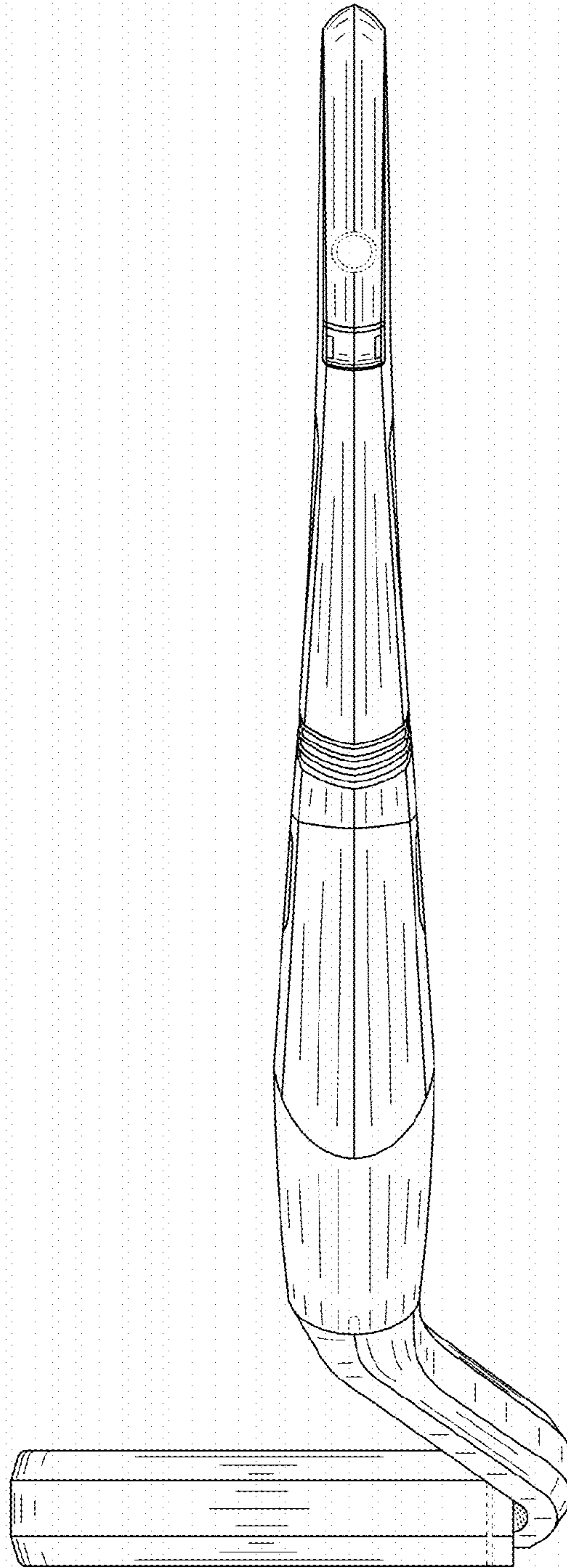


FIG. 7

