



US00D770093S

(12) **United States Design Patent**  
**Smith**

(10) **Patent No.:** **US D770,093 S**  
(45) **Date of Patent:** **\*\* Oct. 25, 2016**

(54) **LICE COMB**  
(71) Applicant: **LiceComb Engineering Limited,**  
Aberdeen (GB)  
(72) Inventor: **Donald Smith,** Aberdeen (GB)  
(73) Assignee: **Licecomb Engineering Limited** (GB)  
(\*\*) Term: **14 Years**

D353,915 S 12/1994 Lanne  
D367,544 S 2/1996 Bozak  
D441,136 S 4/2001 Leman  
D457,267 S 5/2002 Levandovsky  
D495,089 S \* 8/2004 Tomaro ..... D28/21  
D524,983 S 7/2006 Smith  
D644,376 S 8/2011 Morrill  
D670,432 S \* 11/2012 Driver ..... D28/21  
D718,899 S \* 12/2014 Burkman ..... D28/21

(21) Appl. No.: **29/514,584**  
(22) Filed: **Jan. 14, 2015**

**FOREIGN PATENT DOCUMENTS**

EM 002421651 3/2014  
GB 4018722 2/2011  
JP D1398452 9/2010

\* cited by examiner

(30) **Foreign Application Priority Data**

Jul. 25, 2014 (EP) ..... 002509513

(51) **LOC (10) Cl.** ..... **28-03**  
(52) **U.S. Cl.**  
USPC ..... **D28/21**

(58) **Field of Classification Search**  
USPC ..... D28/7, 20-34; 132/53, 112, 126, 150,  
132/208, 219.216; D32/49; 15/142, 143.1;  
D30/158, 159  
CPC ..... A45D 24/00  
See application file for complete search history.

*Primary Examiner* — Zenia Bennett

(74) *Attorney, Agent, or Firm* — Workman Nydegger

(57) **CLAIM**

The ornamental design for a lice comb, as shown and described.

**DESCRIPTION**

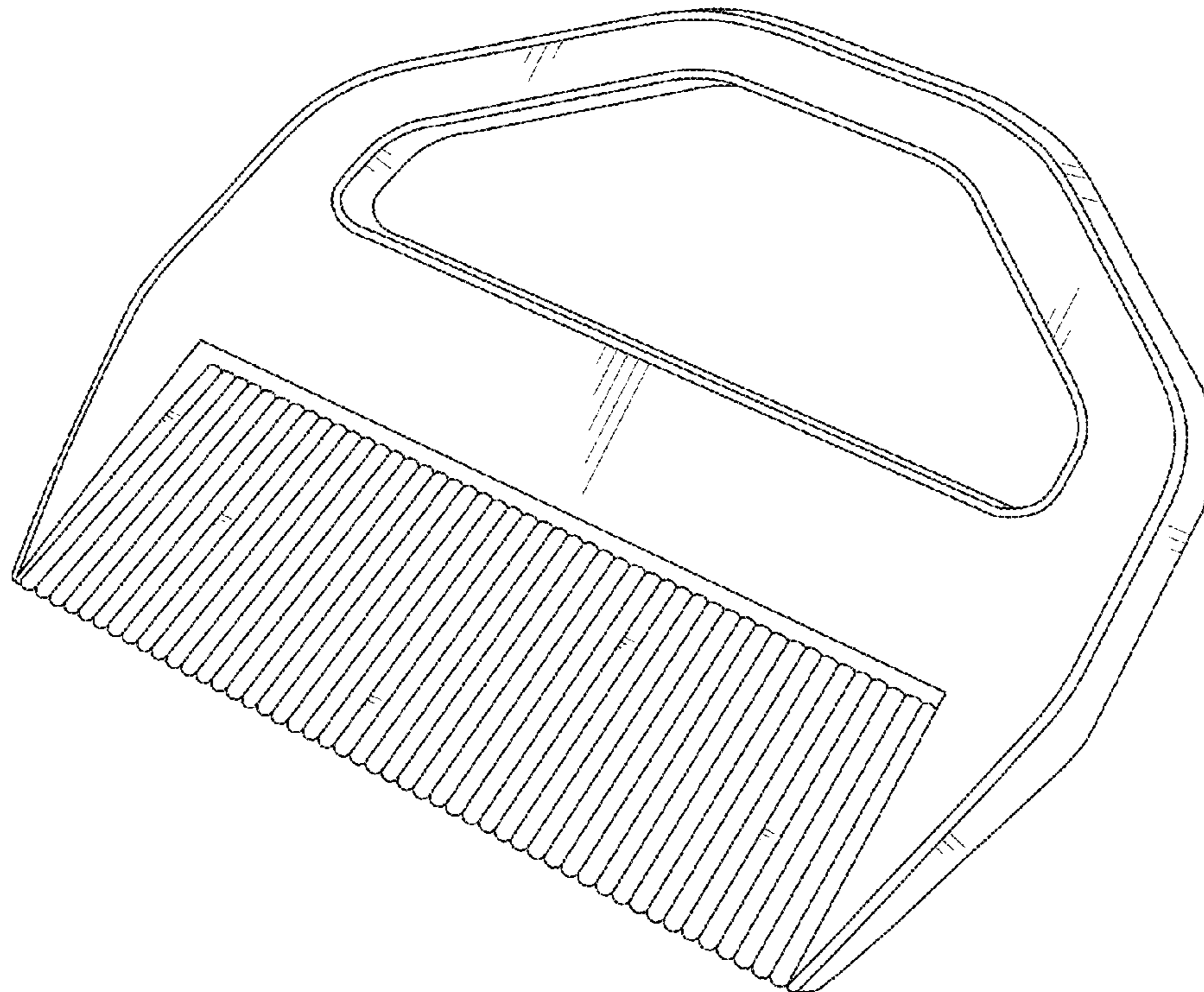
FIG. 1 is a perspective view of a lice comb according to the present disclosure;  
FIG. 2 is a front elevational view thereof, a rear elevational view being a minor image;  
FIG. 3 is a top plan view thereof;  
FIG. 4 is a bottom plan view thereof;  
FIG. 5 is a left side elevational view thereof; and,  
FIG. 6 is a right side elevational view thereof.

(56) **References Cited**

**U.S. PATENT DOCUMENTS**

D274,847 S \* 7/1984 Allpress ..... D28/21  
D332,505 S \* 1/1993 Ward ..... D28/21

**1 Claim, 2 Drawing Sheets**



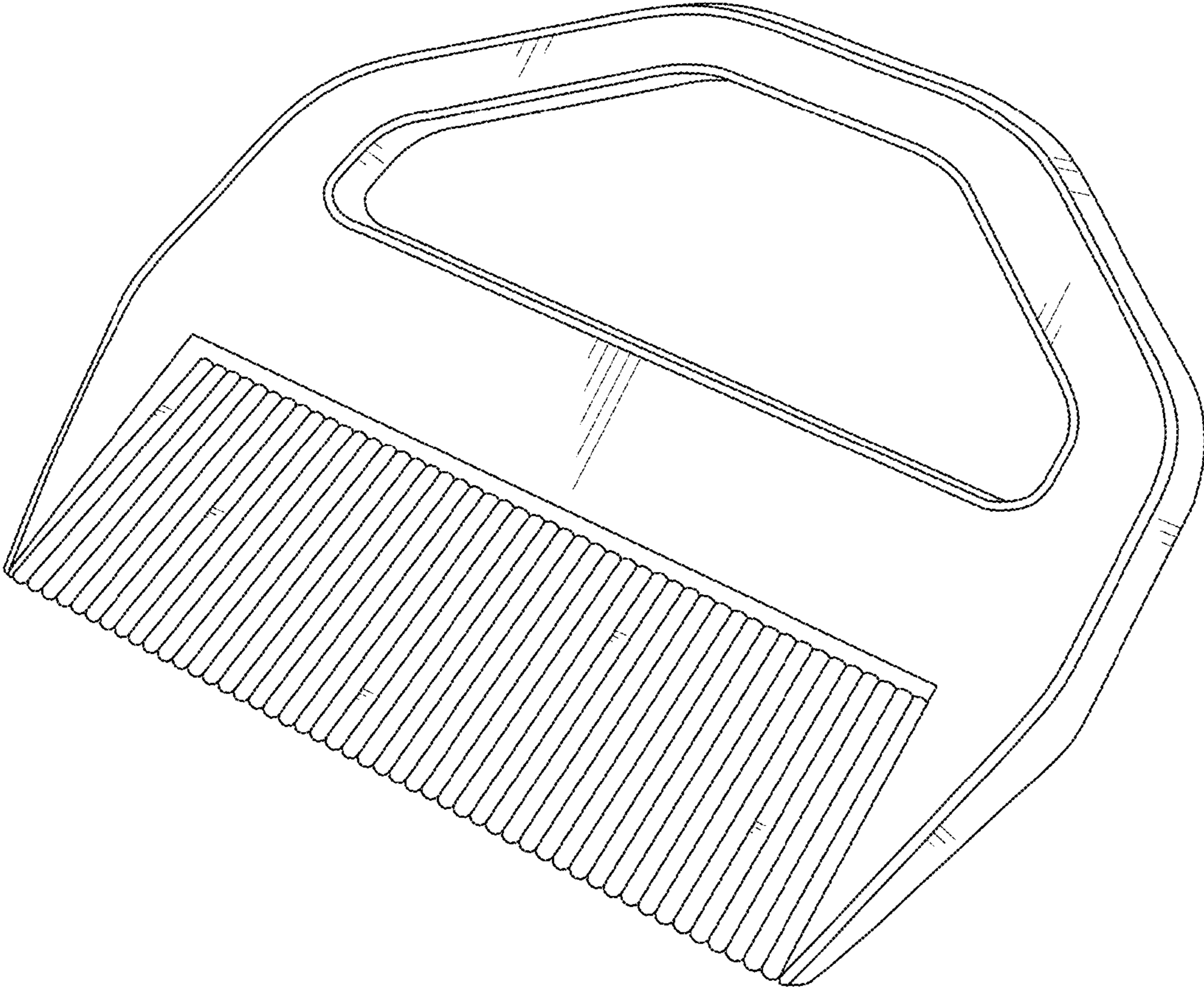


FIG. 1



FIG. 3




FIG. 5

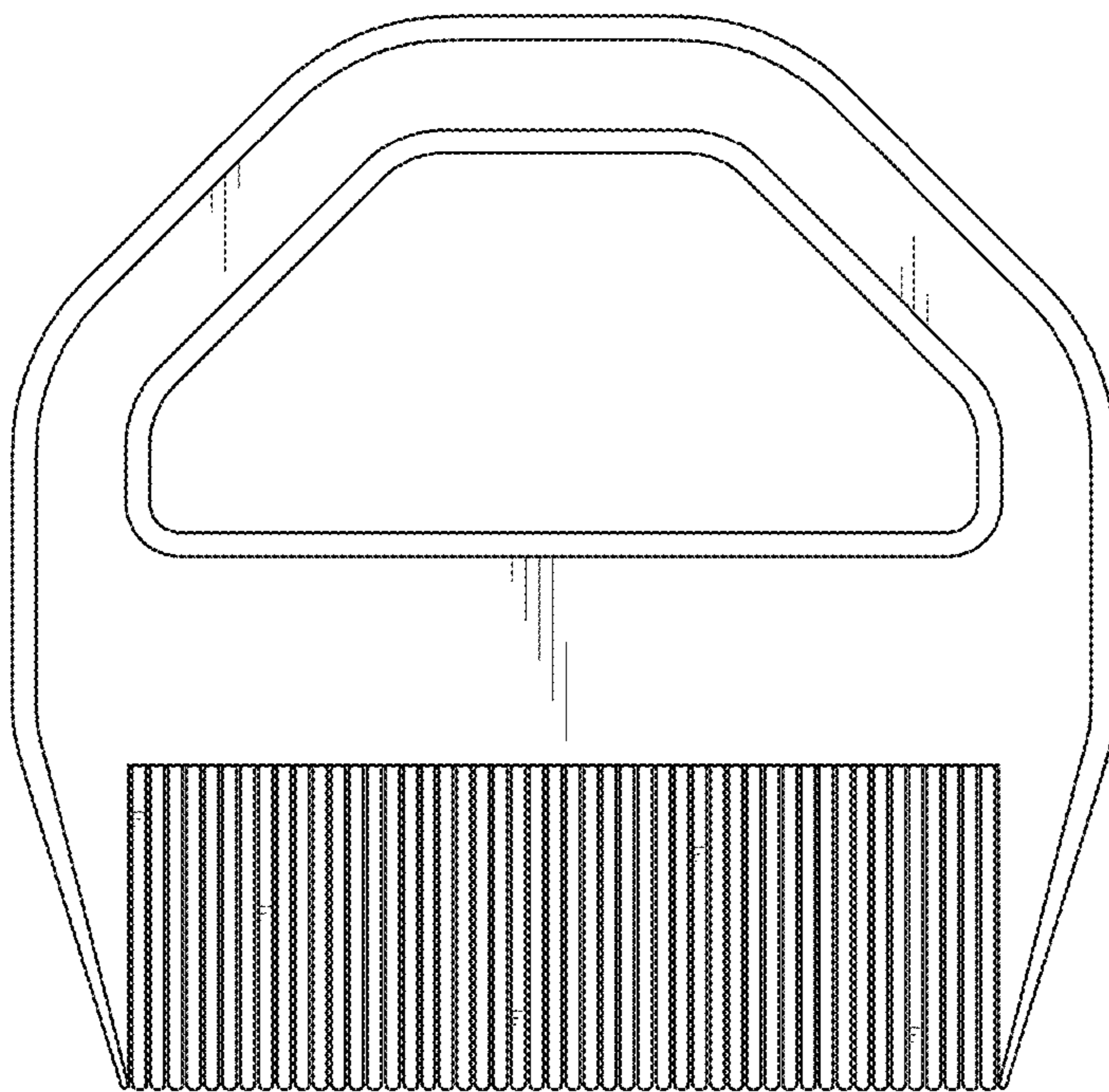


FIG. 2



FIG. 6




FIG. 4