



US00D770087S

(12) **United States Design Patent**
Di Bari

(10) **Patent No.:** **US D770,087 S**
(45) **Date of Patent:** **** Oct. 25, 2016**

- (54) **RECHARGEABLE ELECTRONIC CIGARETTE**
- (71) Applicant: **XOGLO LLC**, Glendale, NY (US)
- (72) Inventor: **Leonard Di Bari**, Armonk, NY (US)
- (73) Assignee: **XOGLO LLC**, Glendale, NY (US)
- (**) Term: **14 Years**
- (21) Appl. No.: **29/504,588**
- (22) Filed: **Oct. 7, 2014**

Related U.S. Application Data

- (63) Continuation-in-part of application No. 29/478,735, filed on Jan. 8, 2014.
- (51) **LOC (10) Cl.** **27-01**
- (52) **U.S. Cl.**
USPC **D27/101**
- (58) **Field of Classification Search**
USPC D27/101, 105, 108, 123, 129, 163, 164, D27/169, 172, 175, 183, 184, 186, 187, 189, D27/190, 193, 195; D25/126; D24/110; D9/529; D8/349-352, 354-356; D23/412, 360, 397; D13/120, 121, D13/103-105; D14/480.1, 484.1, 480.2, D14/480.3, 480.4
CPC A24F 1/02; A24F 1/04; A24F 1/08; A24F 1/16; A24F 1/28; A24F 1/30
See application file for complete search history.

(56) **References Cited**

U.S. PATENT DOCUMENTS

- 539,839 A * 5/1895 Voron A24D 1/042 131/361
- D353,333 S * 12/1994 McIlvain D28/76
- D552,789 S * 10/2007 Danforth D27/101
- D589,647 S * 3/2009 Danforth D27/101

(Continued)

Primary Examiner — Susan Bennett Hattan
Assistant Examiner — Jennifer Wright
(74) *Attorney, Agent, or Firm* — Im IP Law PLLC; C. Andrew Im

(57) **CLAIM**

The ornamental design for a rechargeable electronic cigarette, as shown and described.

DESCRIPTION

FIG. 1 is a front view of a rechargeable electronic cigarette in accordance with an embodiment of the claimed invention; FIG. 2 is a front view of an upper portion of the rechargeable electronic cigarette of FIG. 1; FIG. 3 is a front view of a bottom portion of the rechargeable electronic cigarette of FIG. 1; FIG. 4 is a bottom view of the upper portion of the rechargeable electronic cigarette of FIG. 2; FIG. 5 is a top view of the bottom portion of the rechargeable electronic cigarette of FIG. 3; FIG. 6 is a top view of the rechargeable electronic cigarette of FIG. 1; FIG. 7 is a bottom view of the rechargeable electronic cigarette of FIG. 1; FIG. 8 is a side view of the rechargeable electronic cigarette of FIG. 1; FIG. 9 is a side view of an upper portion of the rechargeable electronic cigarette of FIG. 2; FIG. 10 is a side view of a bottom portion of the rechargeable electronic cigarette of FIG. 3; FIG. 11 is a back perspective view of the electronic cigarette of FIG. 1; FIG. 12 is a back perspective view of the upper portion of the rechargeable electronic cigarette of FIG. 2; and, FIG. 13 is a back perspective view of the bottom portion of the rechargeable electronic cigarette of FIG. 3. The broken lines shown in FIGS. 1-9 depict portions of the rechargeable electronic cigarette that form no part of the claimed design.

1 Claim, 3 Drawing Sheets



(56)

References Cited

U.S. PATENT DOCUMENTS

D646,431 S * 10/2011 Awty D27/101
D651,338 S * 12/2011 Awty D27/101
D692,612 S * 10/2013 Lowenthal D13/103
D720,882 S * 1/2015 Albanese D27/101
D724,262 S * 3/2015 Hearn D27/101
D728,852 S * 5/2015 Hearn D27/101
D743,577 S * 11/2015 Thornburg, II D25/126

2008/0271744 A1* 11/2008 Danforth A24F 1/28
131/270
2012/0285477 A1* 11/2012 Sherwood B41M 3/006
131/365
2014/0283858 A1* 9/2014 Liu A24F 47/008
131/329
2015/0027467 A1* 1/2015 Liu A24F 47/008
131/329
2015/0144146 A1* 5/2015 Selby A24F 1/28
131/328

* cited by examiner

FIG. 2




FIG. 4




FIG. 5



FIG. 3




FIG. 6



FIG. 1



FIG. 7



FIG. 9




FIG. 8




FIG. 10

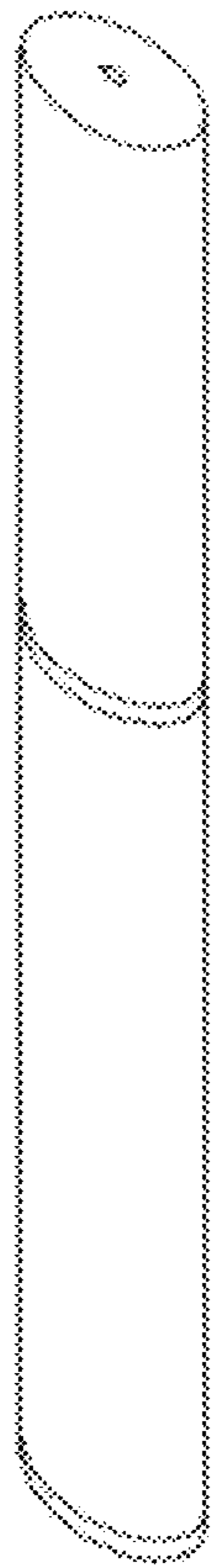


FIG. 11



FIG. 12




FIG. 13