



US00D770041S

(12) **United States Design Patent** (10) **Patent No.:** **US D770,041 S**
Rubio (45) **Date of Patent:** **** Oct. 25, 2016**

- (54) **FEMININE HYGIENE PAD**
- (71) Applicant: **Ilse Rubio**, Los Angeles, CA (US)
- (72) Inventor: **Ilse Rubio**, Los Angeles, CA (US)
- (**) Term: **14 Years**
- (21) Appl. No.: **29/463,496**
- (22) Filed: **Dec. 14, 2013**

Related U.S. Application Data

- (63) Continuation-in-part of application No. 12/803,334, filed on Jun. 24, 2010.
- (51) **LOC (10) Cl.** **24-04**
- (52) **U.S. Cl.**
USPC **D24/125**
- (58) **Field of Classification Search**
USPC D24/124-125; 604/385.07, 358, 363, 604/364, 368-375, 385.01, 385.03, 385.14, 604/385.23, 387, 390; D5/4, 26, 28, 46, 53, D5/55-63, 99
See application file for complete search history.

(56) **References Cited**

U.S. PATENT DOCUMENTS

D464,430 S *	10/2002	Bernard	D24/125
D471,275 S *	3/2003	Persson et al.	D24/125
D542,412 S *	5/2007	Gubernick et al.	D24/125
D551,342 S *	9/2007	Kelly	D24/124
D584,401 S *	1/2009	Francoeur	D24/124

D589,608 S *	3/2009	Bissah et al.	D24/124
D589,609 S *	3/2009	Bissah et al.	D24/124
D594,978 S *	6/2009	Cauwood et al.	D24/124
D601,245 S *	9/2009	Cauwood et al.	D24/124
D614,766 S *	4/2010	Hernandez	D24/125
D635,251 S *	3/2011	Rubio	D24/125
D715,922 S *	10/2014	Paques et al.	D24/125
8,993,832 B2 *	3/2015	Kuroda et al.	604/380

* cited by examiner

Primary Examiner — T. Chase Nelson
Assistant Examiner — Michelle E Wilson

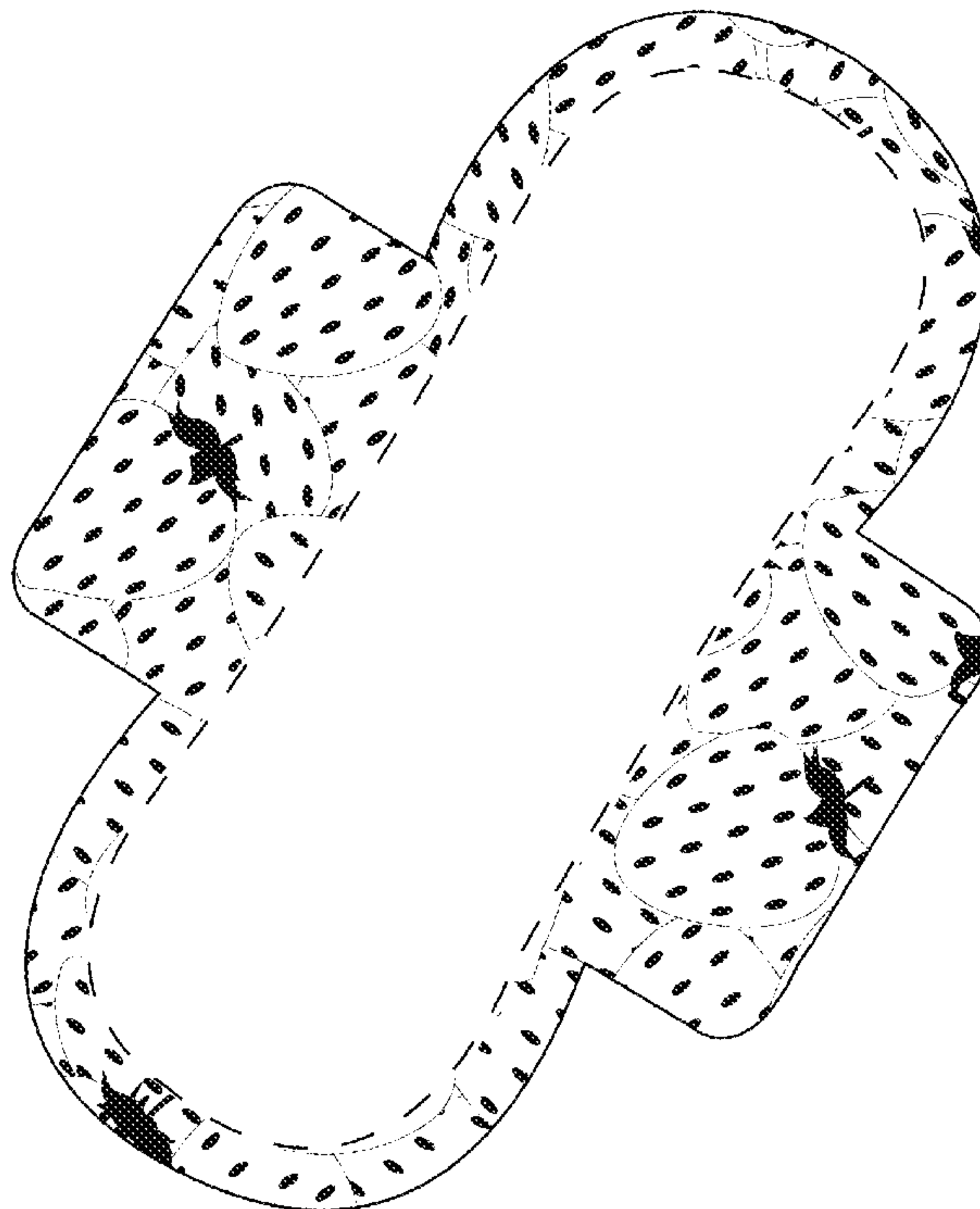
(57) **CLAIM**

The ornamental design for a feminine hygiene pad, as shown and described.

DESCRIPTION

FIG. 1 is a front perspective view of a feminine hygiene pad showing my new design;
 FIG. 2 is a side elevation view thereof;
 FIG. 3 is a top elevation view thereof;
 FIG. 4 is a bottom elevation view thereof; and,
 FIG. 5 is a rear elevation view thereof.
 In the drawing, the graphical fruit pattern areas represent a color contrast.
 The broken line in FIG. 1 represents that the interior region of the pad forms no part of the claimed design.
 The broken line on the back portion of FIG. 5 indicate the adhesive backing which form no part of the claimed design, that is flat.

1 Claim, 3 Drawing Sheets



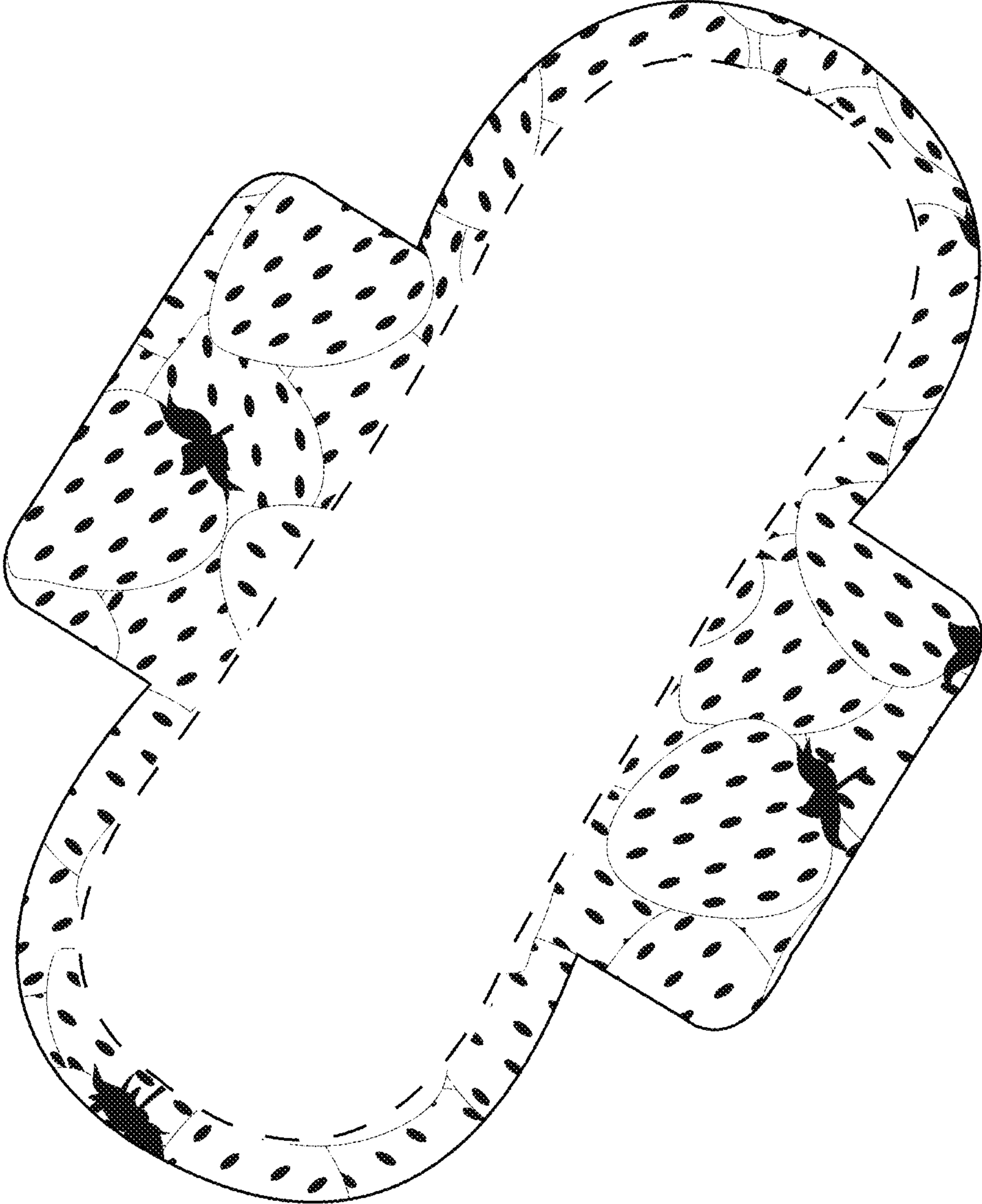


FIG. 1



FIG. 2



FIG. 3

FIG. 4

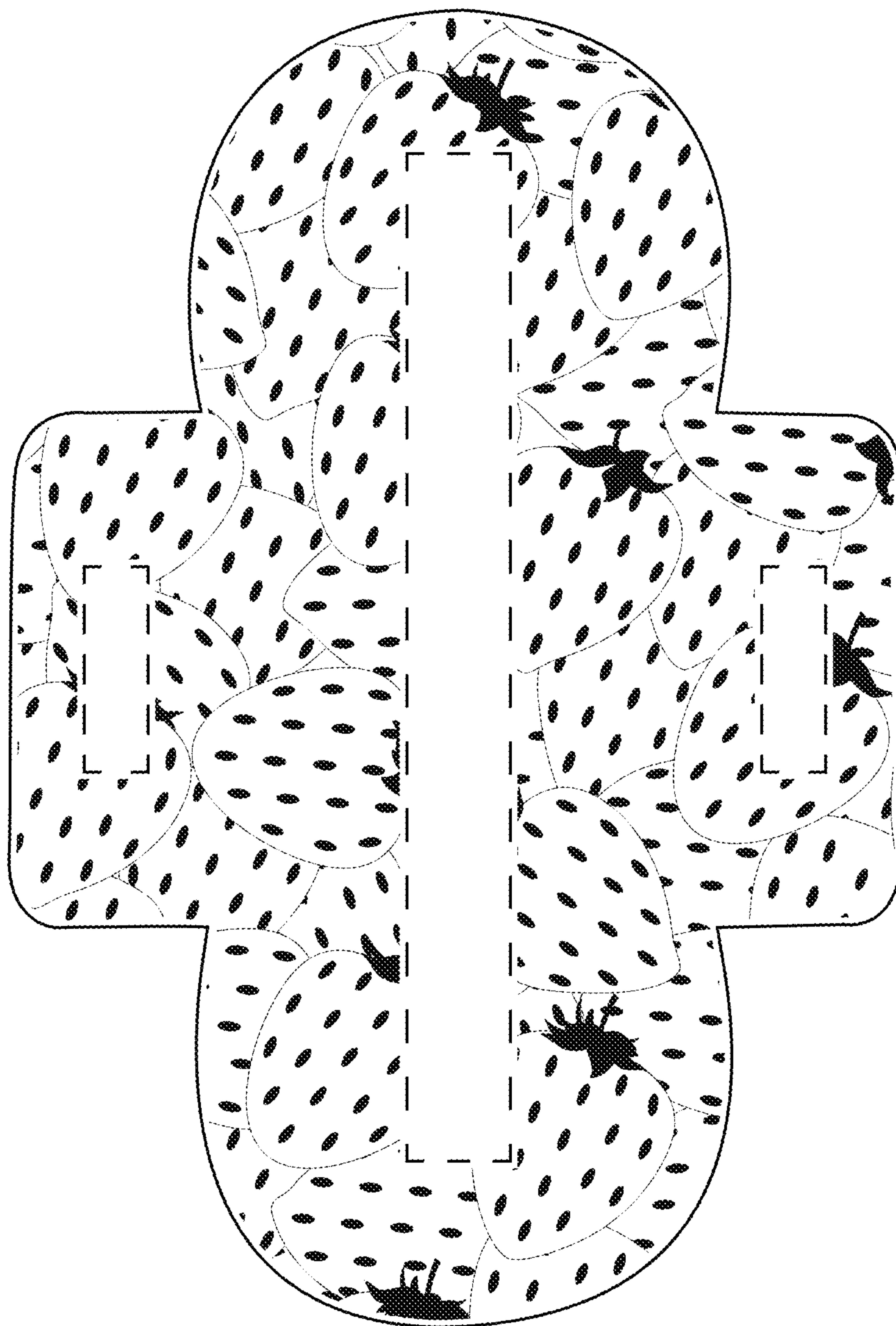


FIG. 5