



US00D76998S

(12) **United States Design Patent** (10) **Patent No.:** **US D769,998 S**
Preston (45) **Date of Patent:** **** Oct. 25, 2016**

(54) **BATTING PRACTICE APPARATUS**
(71) Applicant: **George Preston**, San Dimas, CA (US)
(72) Inventor: **George Preston**, San Dimas, CA (US)
(**) Term: **14 Years**
(21) Appl. No.: **29/517,164**
(22) Filed: **Feb. 10, 2015**
(51) **LOC (10) Cl.** **21-02**
(52) **U.S. Cl.**
USPC **D21/780**; D21/698; D21/715
(58) **Field of Classification Search**
USPC D21/698, 715, 719, 722-725, 753, 780,
D21/781, 791, 796, 99.1, 570, 571, 662,
D21/678, 686, 691, 692, 693, 694; D8/4,
D8/14, 16, 51, 52, 56, 71, 349-363,
D8/380-382, 395, 499; D7/600, 600.1,
D7/704, 708.1, 621, 637, 641, 642, 648,
D7/665, 666, 669, 674, 683, 686, 690, 388,
D7/401.1, 401.2; D6/313, 317, 675.5,
D6/676.2, 676.5, 681, 681.1, 681.2, 682,
D6/682.2, 682.3, 682.4, 682.5, 682.6, 700,
D6/701, 705.6, 715, 715.1, 718.31, 512,
D6/513, 524-574; D3/318, 328; D11/206,
D11/208, 209, 215, 148; D19/90, 91;
D20/42, 43; D22/100, 106-110;
D30/134-143, 144, 1
CPC A63B 69/0002; A63B 69/0073; A63B
69/0075; A63B 69/0079; A63B 69/0082;
A63B 69/0084; A63B 69/0086; A63B
69/0088; A63B 69/0091; A63B 2069/0004;
A63B 2069/0006; A63B 2069/0008; A63B
43/007; A63B 2208/12; A63B 2071/023;
A63B 2071/024; A63B 2071/026; A63B
65/00; A63B 65/04; A63B 65/12; A63B
65/122; A63B 65/125; A63B 65/127; A63B
69/407; A63B 69/408; A63B 2102/18;
A63F 9/0252; F41B 3/00; F41B 3/005;
F41B 3/02; F41B 3/03; F41B 3/04; A47G
25/005; A47G 25/1457; A47G 25/24; A47G
25/34; A47G 21/103; B25B 9/02
See application file for complete search history.

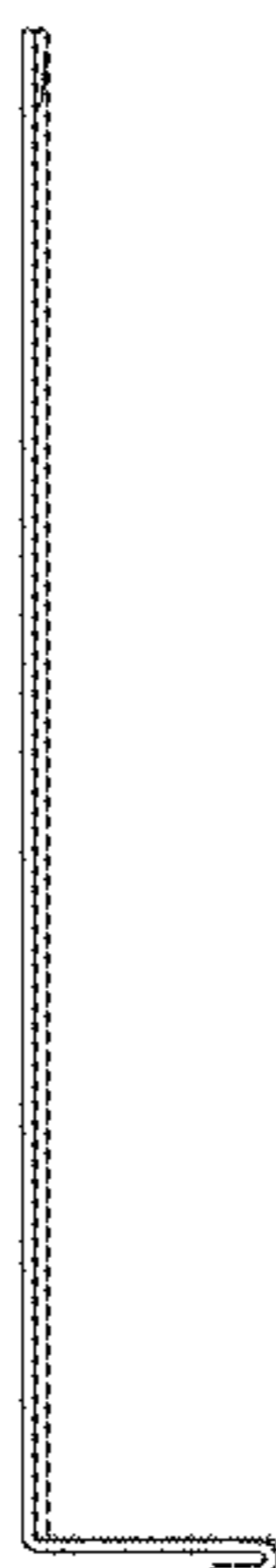
(56) **References Cited**
U.S. PATENT DOCUMENTS
344,840 A * 7/1886 Lester, Jr. F41B 3/02
124/20.1
D30,890 S * 5/1899 Smith D7/686
2,083,850 A * 6/1937 Macy A63B 69/0079
273/331
2,505,289 A * 4/1950 Haslett B65B 67/1205
141/328
3,494,346 A * 2/1970 Yount F41B 3/02
124/20.1
3,788,297 A * 1/1974 Borst A63B 65/00
124/7
3,802,409 A * 4/1974 Mike A63B 69/0079
124/20.1
4,057,248 A * 11/1977 Stoecker A63B 69/0002
473/451
4,735,413 A * 4/1988 Yamanouchi A63B 69/0084
473/426
D298,347 S * 11/1988 Peretz D21/722
4,844,045 A * 7/1989 Powell A63B 69/408
124/17
D400,621 S * 11/1998 Okerlin, II D21/715
D453,862 S * 2/2002 Cormier D28/55

(Continued)
Primary Examiner — Catherine Tuttle
(74) *Attorney, Agent, or Firm* — CIONCA Law Group
P.C.; Marin Cionca

(57) **CLAIM**
The ornamental design for a batting practice apparatus,
substantially as shown and described.

DESCRIPTION
FIG. 1 is a top and right side perspective view of a batting
practice apparatus showing the new design in a first and
relaxed state;
FIG. 2 is a left side elevation view thereof, the right side
view being evident from the several figures shown;
FIG. 3 is a top plan view thereof;
FIG. 4 is a back elevation view thereof;
FIG. 5 is a front elevation view thereof;
FIG. 6 is a top plan view thereof, in a second and com-
pressed state; and,
FIG. 7 is a top plan view thereof, in a third and expanded
state.

1 Claim, 3 Drawing Sheets



US D769,998 S

Page 2

(56)

References Cited

U.S. PATENT DOCUMENTS

6,592,474 B1 *	7/2003	Halsworth	A63B 21/0552	473/422
D641,822 S *	7/2011	Corbin	D21/796	
2005/0153795 A1 *	7/2005	LaPointe	A63B 69/0084	473/429
2005/0266936 A1 *	12/2005	Gutierrez	A63B 69/0002	473/417
2008/0078367 A1 *	4/2008	Edwards	F41B 3/02	124/20.1
2008/0242451 A1 *	10/2008	Chandless	A63B 69/0079	473/423
2011/0039628 A1 *	2/2011	Westmoreland	...	A63B 69/0084	473/147
2012/0220395 A1 *	8/2012	Lay	A63B 69/0075	473/451

* cited by examiner

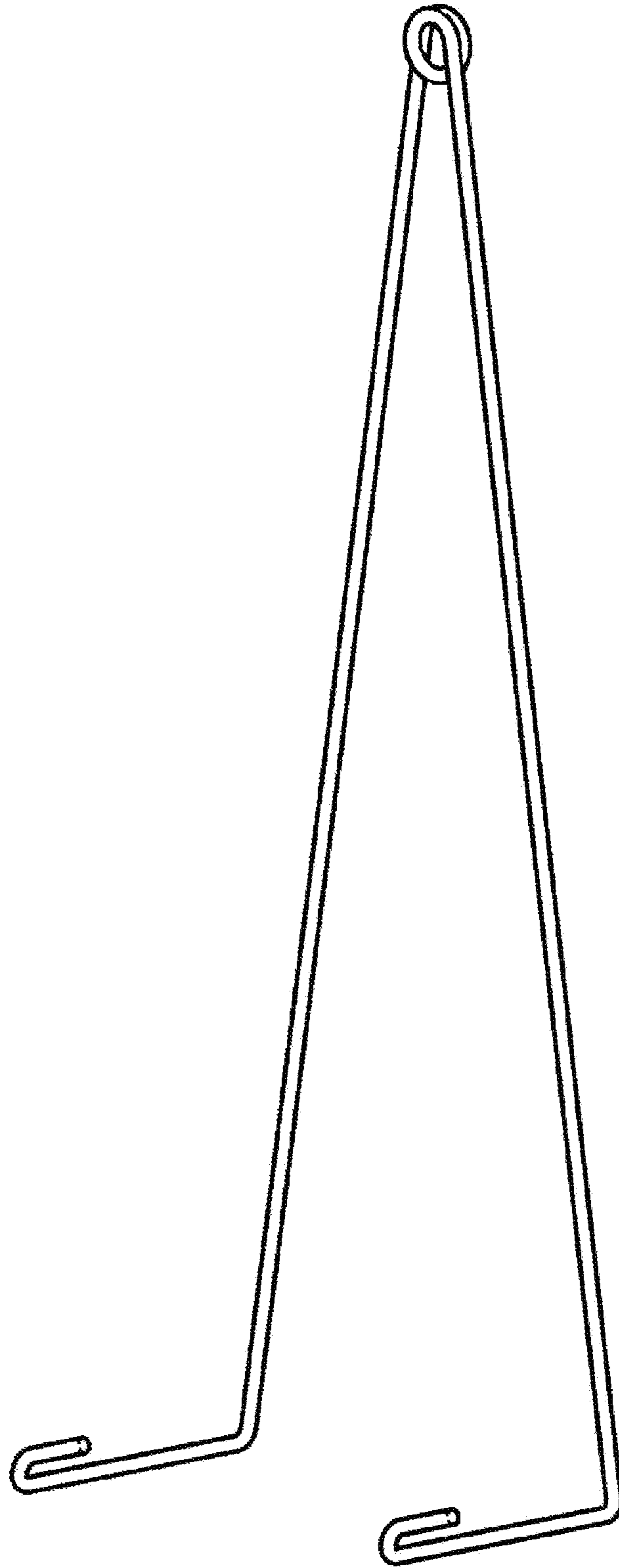


FIG. 1

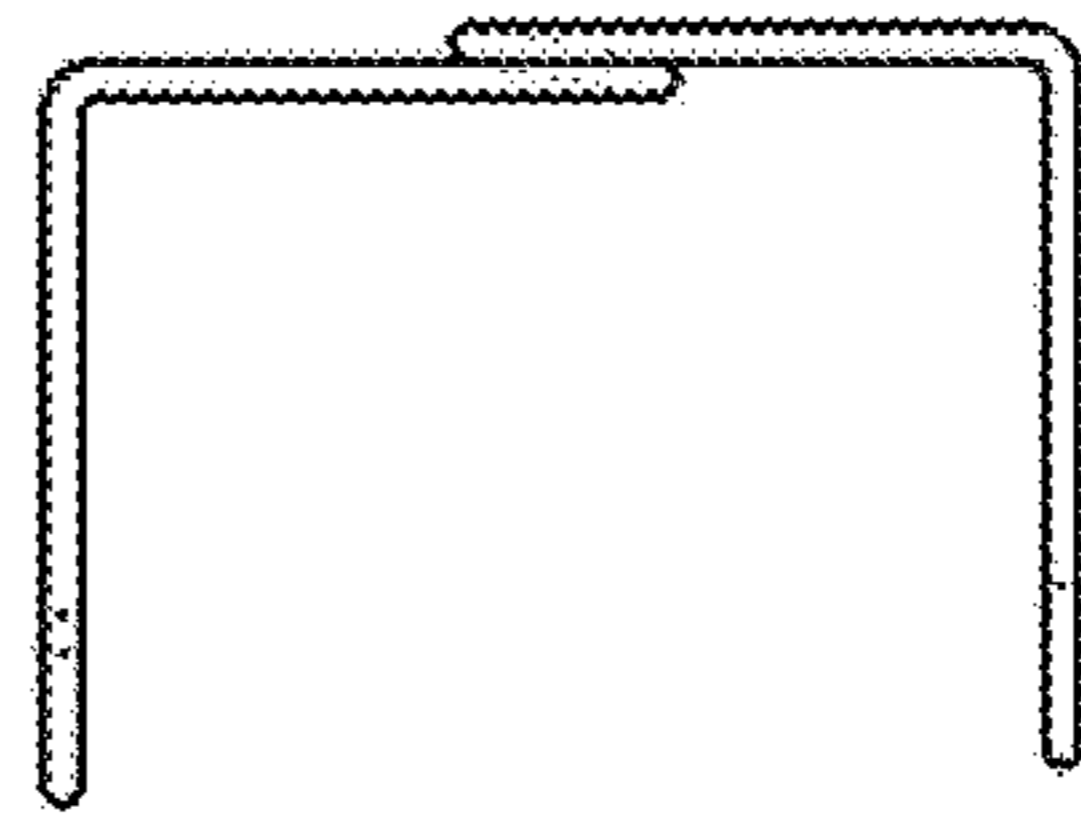


FIG. 4




FIG. 2

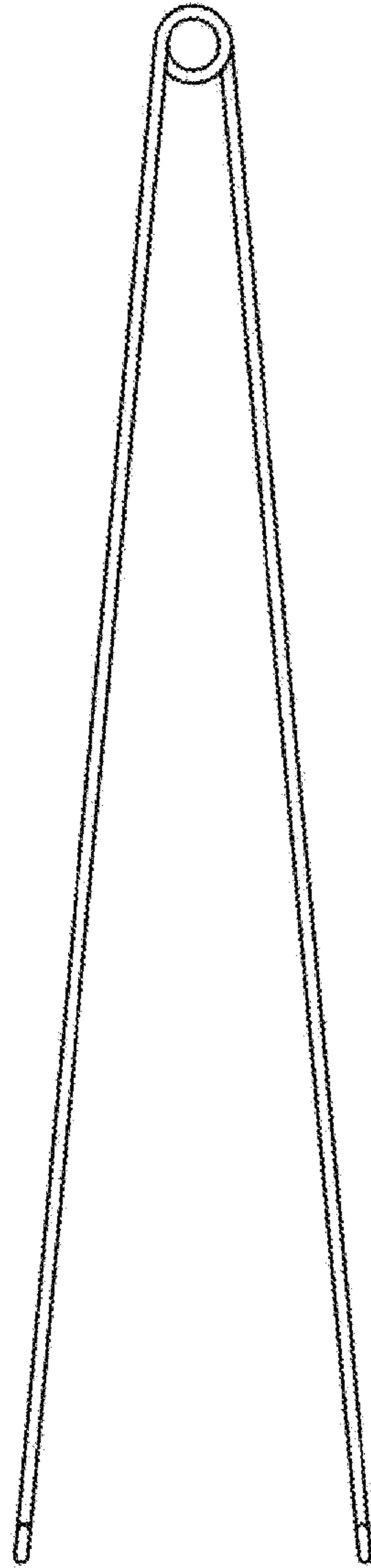


FIG. 3




FIG. 5




FIG. 6

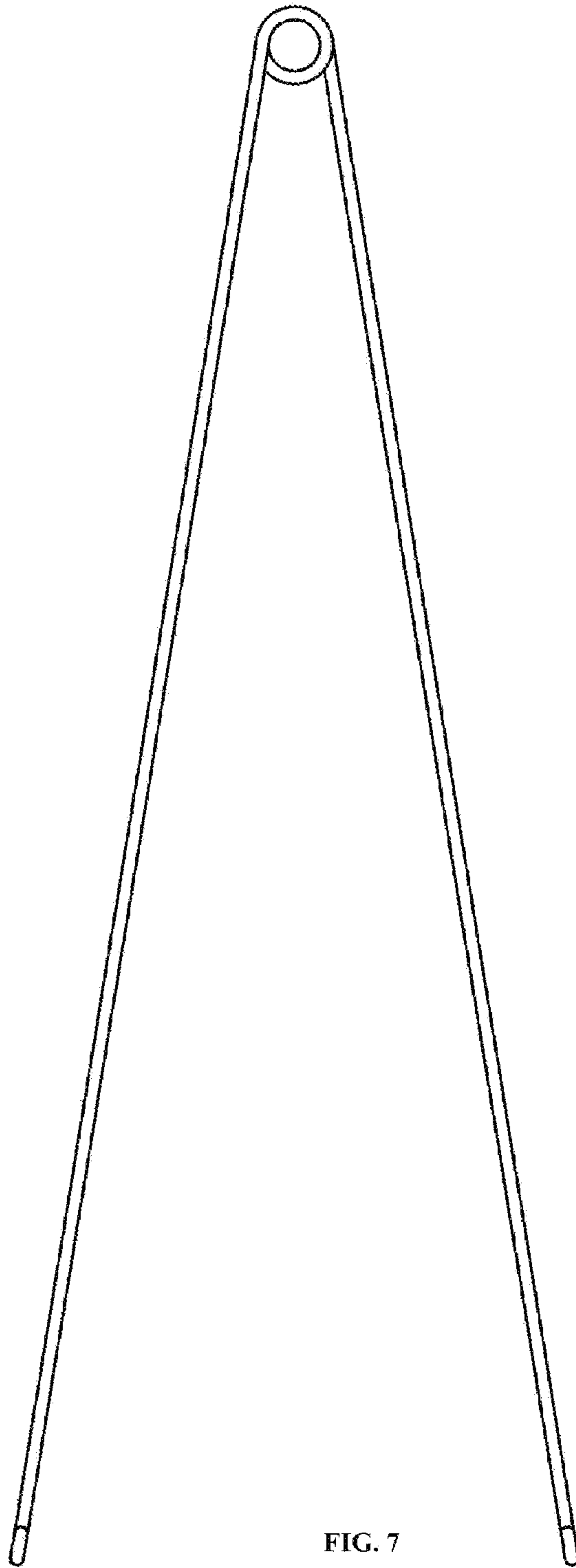


FIG. 7