



US00D769984S

(12) **United States Design Patent** (10) **Patent No.:** **US D769,984 S**  
**Chen** (45) **Date of Patent:** **\*\* Oct. 25, 2016**

(54) **FLYING DISC WITH INSET OCTOPUS FORM**

(71) Applicant: **Shaoyun Chen**, Shantou (CN)

(72) Inventor: **Shaoyun Chen**, Shantou (CN)

(\*\*) Term: **14 Years**

(21) Appl. No.: **29/523,753**

(22) Filed: **Apr. 13, 2015**

D449,082 S *	10/2001	Levine .....	D21/443
D464,088 S *	10/2002	Hu .....	D21/443
D464,380 S *	10/2002	Hu .....	D21/443
D466,561 S *	12/2002	Vodhanel, Jr. ....	D21/443
D466,562 S *	12/2002	Peterson .....	D21/443
D478,944 S *	8/2003	Peterson .....	D21/443
D501,517 S *	2/2005	Vodhanel, Jr. ....	D21/443
D527,428 S *	8/2006	Cooper .....	D21/443
D542,359 S *	5/2007	Vodhanel, Jr. ....	D21/443
D559,920 S *	1/2008	Krueger .....	D21/443
D572,315 S *	7/2008	Sowinski .....	D21/443
D672,409 S *	12/2012	Hornsby .....	D21/585
D672,825 S *	12/2012	Hornsby .....	D21/585
D733,224 S *	6/2015	White .....	D21/597

\* cited by examiner

**Related U.S. Application Data**

(63) Continuation-in-part of application No. 29/475,388, filed on Dec. 3, 2013.

(51) **LOC (10) Cl.** ..... **21-02**

(52) **U.S. Cl.**  
USPC ..... **D21/443**

(58) **Field of Classification Search**  
USPC ..... D12/321, 323, 325; D21/436, 439, 440, D21/443, 453, 455, 458, 601, 597, 496, 498, D21/628

CPC ..... A63H 27/10; A63H 33/18; A63H 7/04; F21V 3/023; B64B 1/40; B64B 1/48; G09F 21/00

See application file for complete search history.

*Primary Examiner* — Robert M Spear  
*Assistant Examiner* — Marissa J Cash

(74) *Attorney, Agent, or Firm* — LaMorte & Associates, P.C.

(57) **CLAIM**

The ornamental design for a flying disc with inset octopus form, as shown and described.

**DESCRIPTION**

FIG. 1 is a front view of a flying disc with inset octopus form;  
FIG. 2 is a rear thereof;  
FIG. 3 is a left side view thereof;  
FIG. 4 is a right view thereof;  
FIG. 5 is a top view thereof;  
FIG. 6 is a bottom view thereof; and,  
FIG. 7 is a perspective view thereof.

The drawings are shaded to indicate contrasting surfaces. Portions of the disclosure shown in broken lines depict environment and forms no part of the claimed design.

(56) **References Cited**

**U.S. PATENT DOCUMENTS**

D386,221 S *	11/1997	Ybanez .....	D21/443
D388,134 S *	12/1997	Dunipace .....	D21/443
D401,288 S *	11/1998	Dunipace .....	D21/443
D401,289 S *	11/1998	Dunipace .....	D21/443
D405,847 S *	2/1999	Barrett .....	D21/443
D414,823 S *	10/1999	Gardner .....	D21/443
D430,620 S *	9/2000	Cann .....	D21/443
D445,461 S *	7/2001	Vodhanel, Jr. ....	D21/443

**1 Claim, 5 Drawing Sheets**

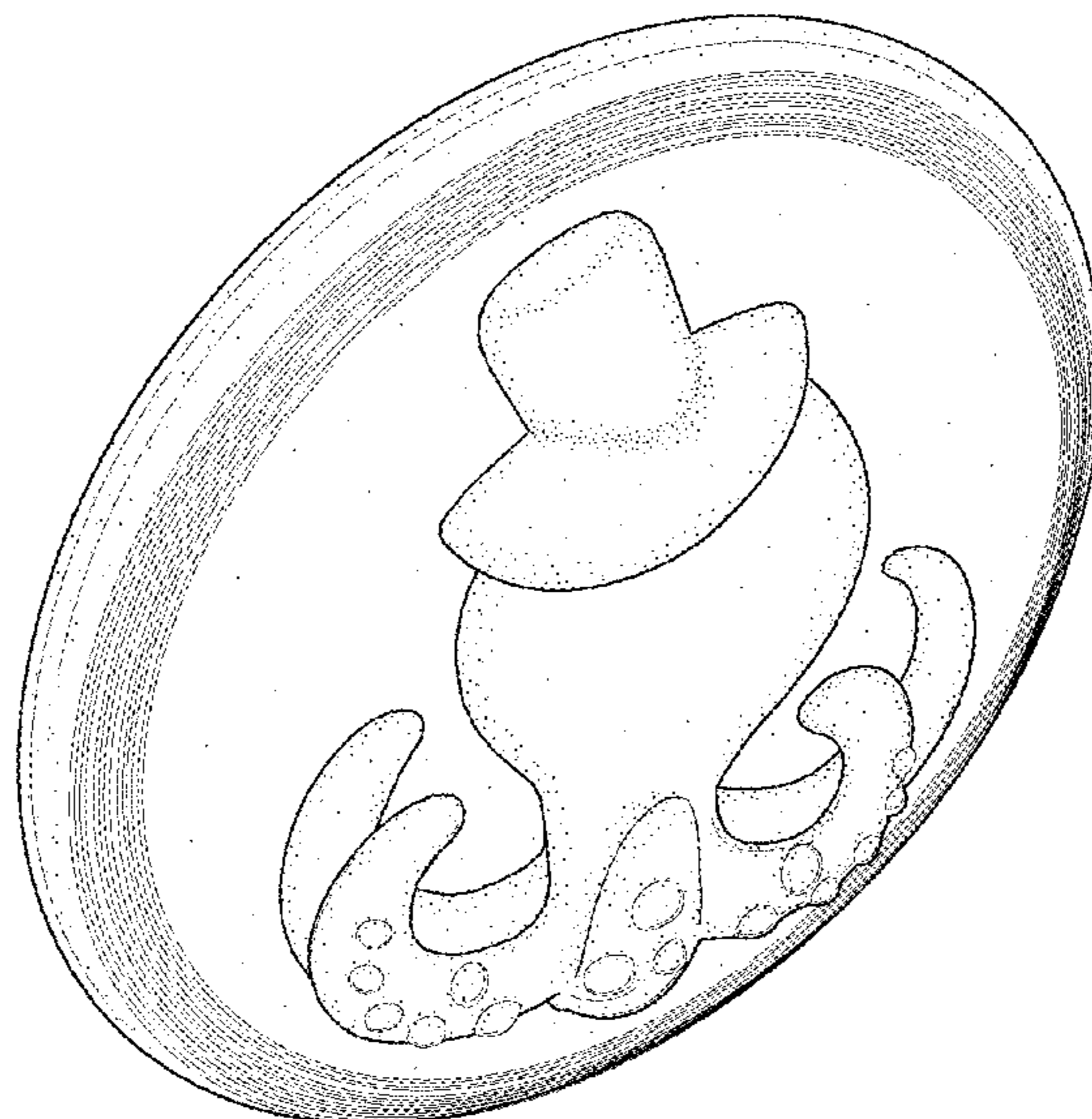




FIG. 1

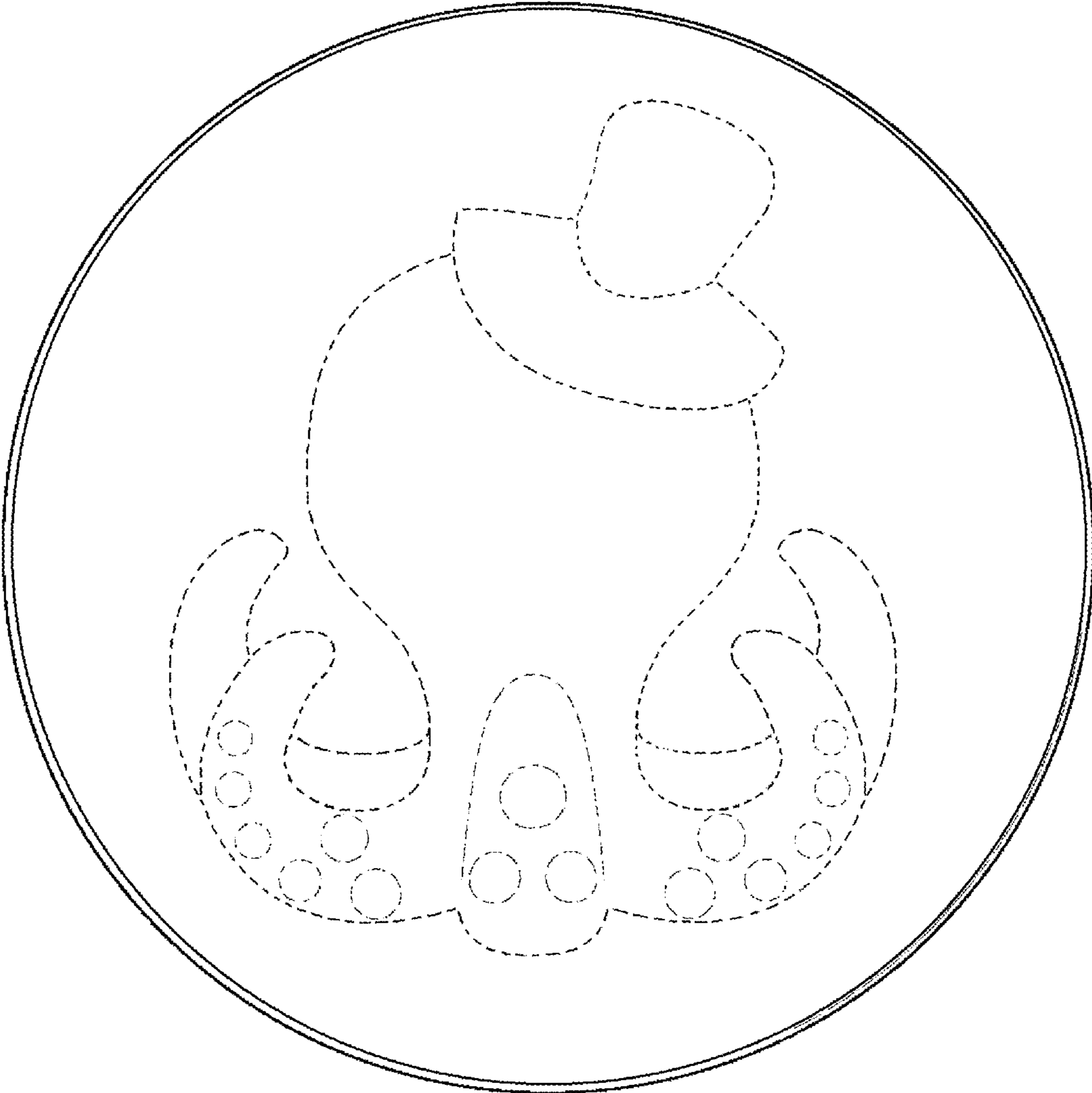


FIG. 2

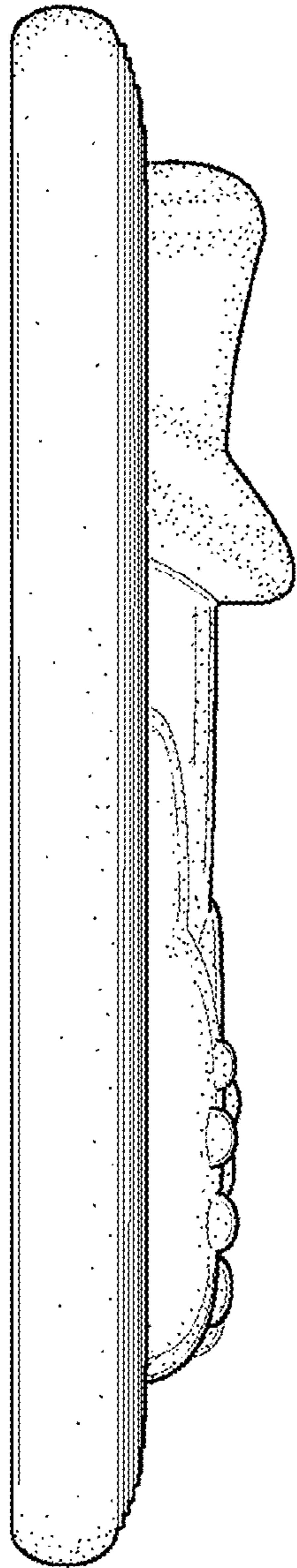


FIG. 3

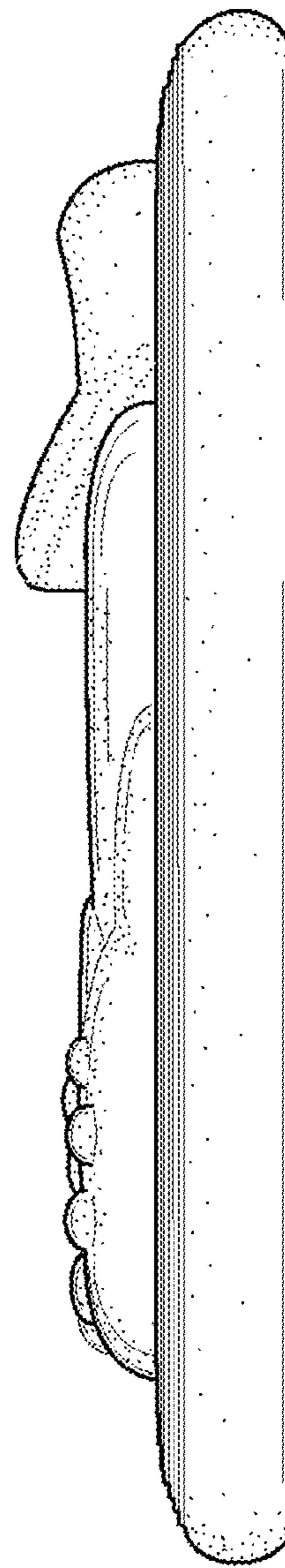


FIG. 4

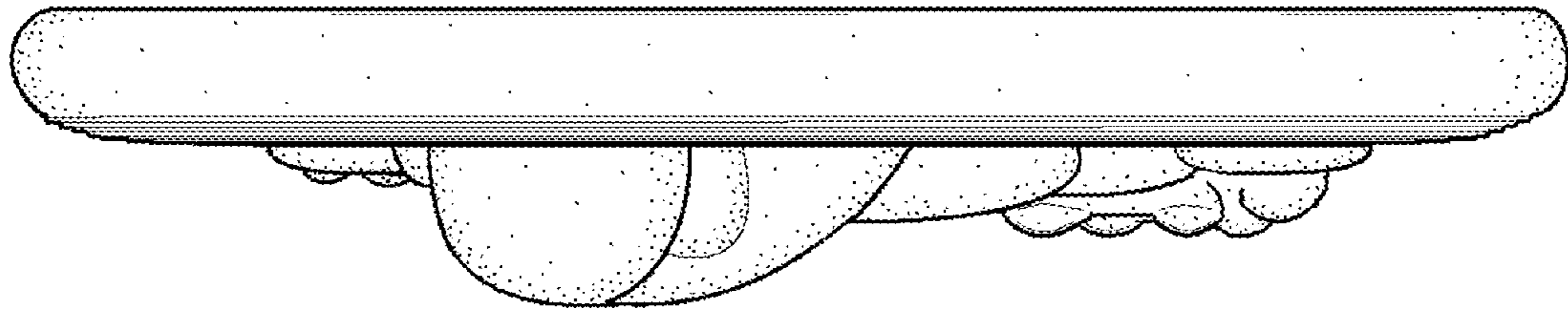


FIG. 5

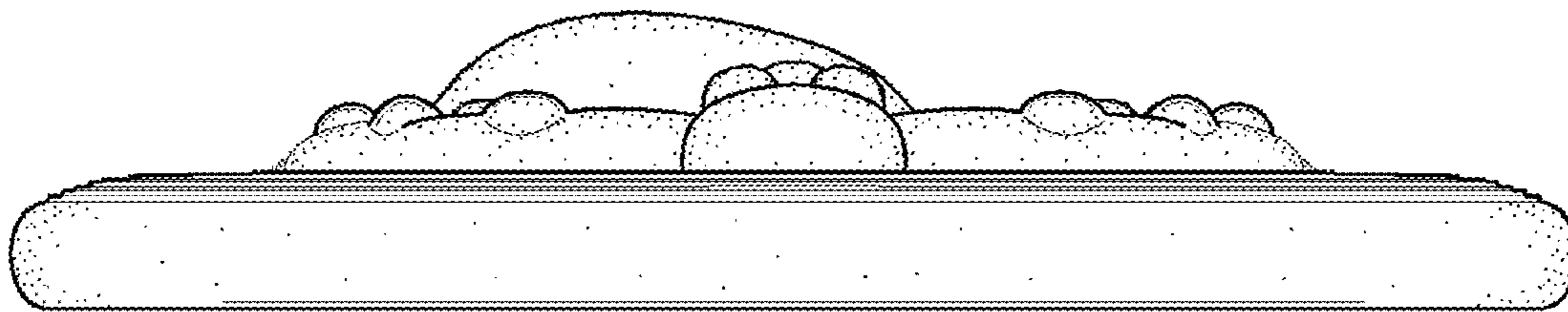


FIG. 6

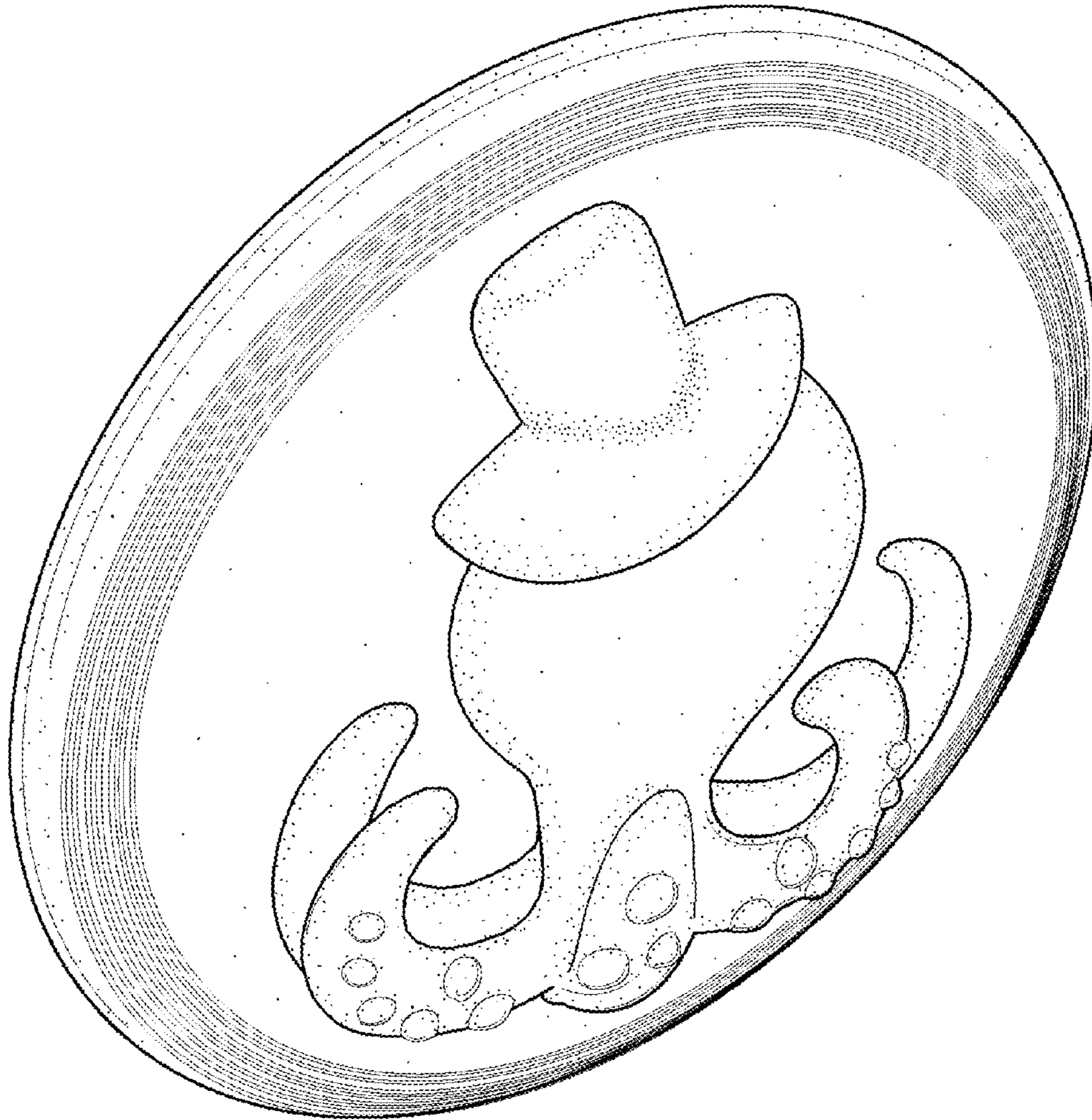


FIG. 7