



US00D769983S

(12) **United States Design Patent**
Betsui et al.

(10) **Patent No.:** **US D769,983 S**
(45) **Date of Patent:** **** Oct. 25, 2016**

- (54) **MEDAL TOY**
- (71) Applicant: **BANDAI CO., LTD.**, Tokyo (JP)
- (72) Inventors: **Hiroshi Betsui**, Tokyo (JP); **Yuzo Shimomura**, Tokyo (JP)
- (73) Assignee: **BANDAI CO., LTD.**, Tokyo (JP)
- (**) Term: **15 Years**
- (21) Appl. No.: **29/541,344**
- (22) Filed: **Oct. 2, 2015**

D65,785 S *	10/1924	Meyers	D11/116
D75,393 S *	5/1928	Sullivan	D11/116
D90,768 S *	9/1933	Hutchison	D11/116
D93,165 S *	8/1934	Hirsh	D11/218
D113,387 S *	2/1939	Kerr	D11/116
D118,028 S *	12/1939	Vaisey	D11/95
D134,529 S *	12/1942	Hurley, Jr.	D11/107
3,468,045 A *	9/1969	Keller	A44C 1/00 40/1.5
D250,008 S *	10/1978	Zelenko	D11/102
D283,410 S *	4/1986	De Rosa	D11/41
4,597,206 A *	7/1986	Benson	A44C 3/001 24/103

(Continued)

- (30) **Foreign Application Priority Data**
Apr. 3, 2015 (JP) 2015-007582
- (51) **LOC (10) Cl.** **21-01**
- (52) **U.S. Cl.**
USPC **D21/398**; D11/95
- (58) **Field of Classification Search**
USPC D21/334, 338-346, 350-361, 362, 385,
D21/386, 390, 392, 397, 398, 404, 441, 475,
D21/476, 478, 483, 488, 489, 492, 493, 512,
D21/531, 811-813; D11/95-116, 40,
D11/44-85, 132-140, 200-241;
D20/28-38, 42, 43; D14/435-438;
446/26-28; 40/1.5, 1.6, 27.5, 315
CPC A44C 3/00-3/008; A63H 33/00;
A63H 33/30; A63H 33/42; A44B 1/06;
A44B 1/08; A44B 1/14
See application file for complete search history.

FOREIGN PATENT DOCUMENTS

CN	3393525	*	9/2004
CN	301999243	*	7/2012
CN	303051117	*	12/2014
JP	D1514387	*	12/2014

Primary Examiner — Catherine Tuttle
(74) *Attorney, Agent, or Firm* — Rabin & Berdo, P.C.

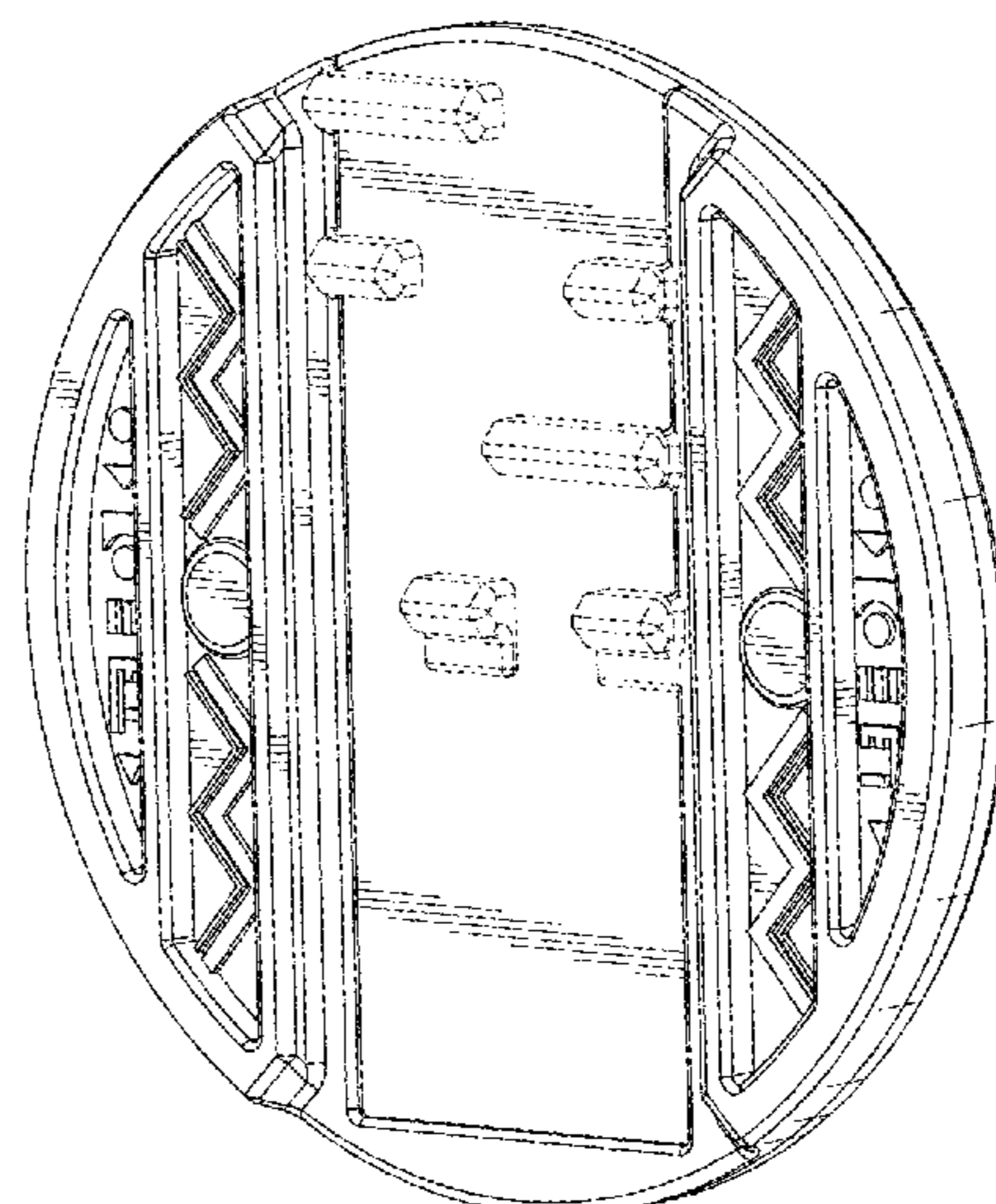
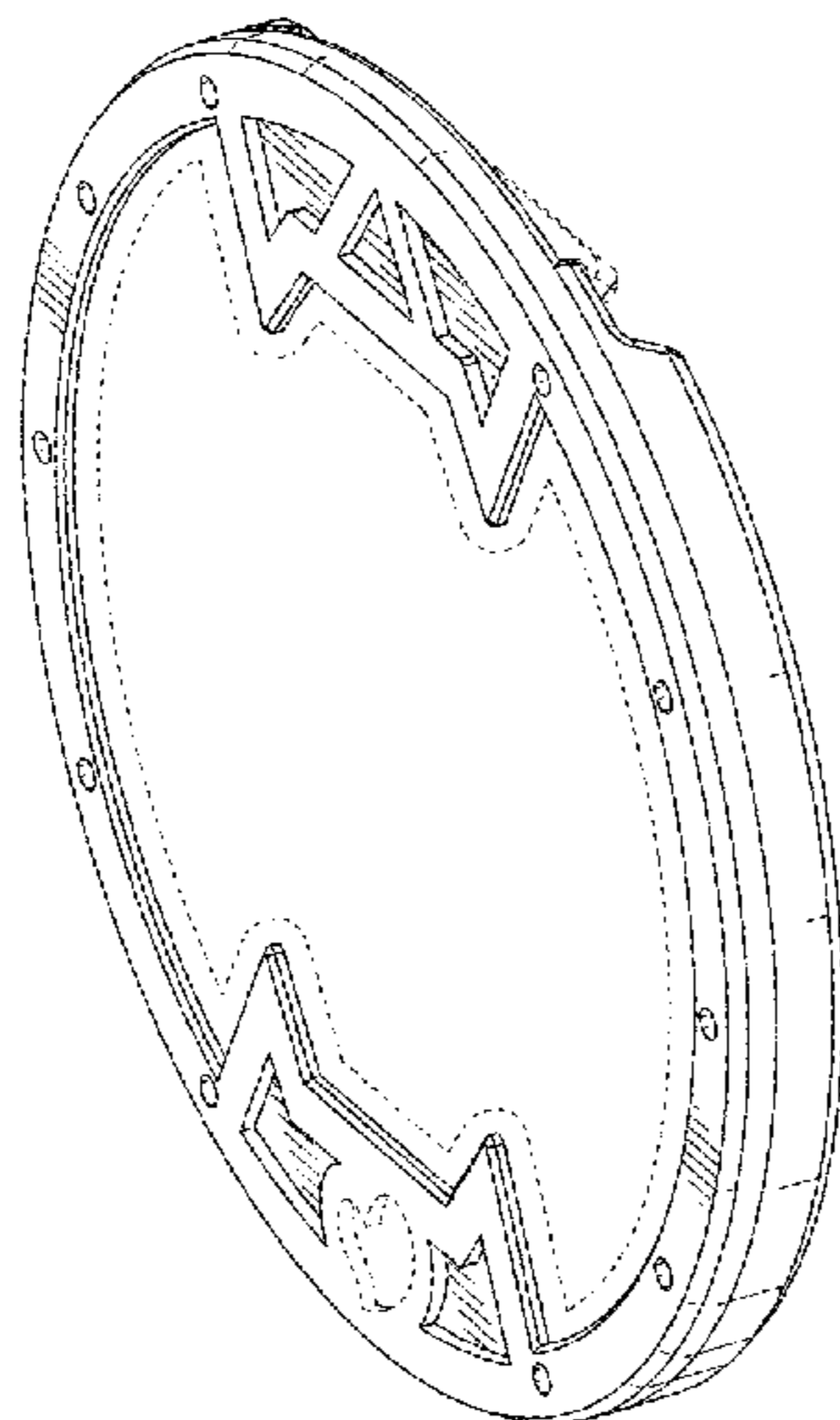
(57) **CLAIM**
The ornamental design for a medal toy, as shown and described.

DESCRIPTION

FIG. 1 is a front perspective view of a medal toy;
FIG. 2 is a rear perspective view thereof;
FIG. 3 is a front view thereof;
FIG. 4 is a rear view thereof;
FIG. 5 is a top view thereof;
FIG. 6 is a bottom view thereof;
FIG. 7 is a left side view thereof; and,
FIG. 8 is a right side view thereof.
The broken lines shown in FIGS. 1 and 3 illustrate a boundary, with the area within the boundary forming no part of the claimed design. The remainder of the broken lines showing in FIGS. 2 and 4-8 illustrate portions of the medal toy that form no part of the claimed design.

1 Claim, 4 Drawing Sheets

- (56) **References Cited**
U.S. PATENT DOCUMENTS
D25,544 S * 5/1896 Brown D11/108
784,077 A * 3/1905 Smith et al. A44C 3/001
273/153 R
D38,631 S * 6/1907 Freund-Balla D11/111
1,293,137 A * 2/1919 McAdoo A44C 3/001
24/3.1



US D769,983 S

Page 2

(56)

References Cited

U.S. PATENT DOCUMENTS

D324,501 S * 3/1992 Ilaria D11/95
D523,489 S * 6/2006 Su D21/390
7,069,678 B2 * 7/2006 Kaneko A44B 1/06
40/1.5

2003/0049391 A1* 3/2003 Martorella A44C 3/001
428/7
2004/0081845 A1* 4/2004 Liao A44C 3/004
428/524
2005/0011091 A1* 1/2005 Lin A44C 3/001
40/1.5

* cited by examiner

FIG. 1

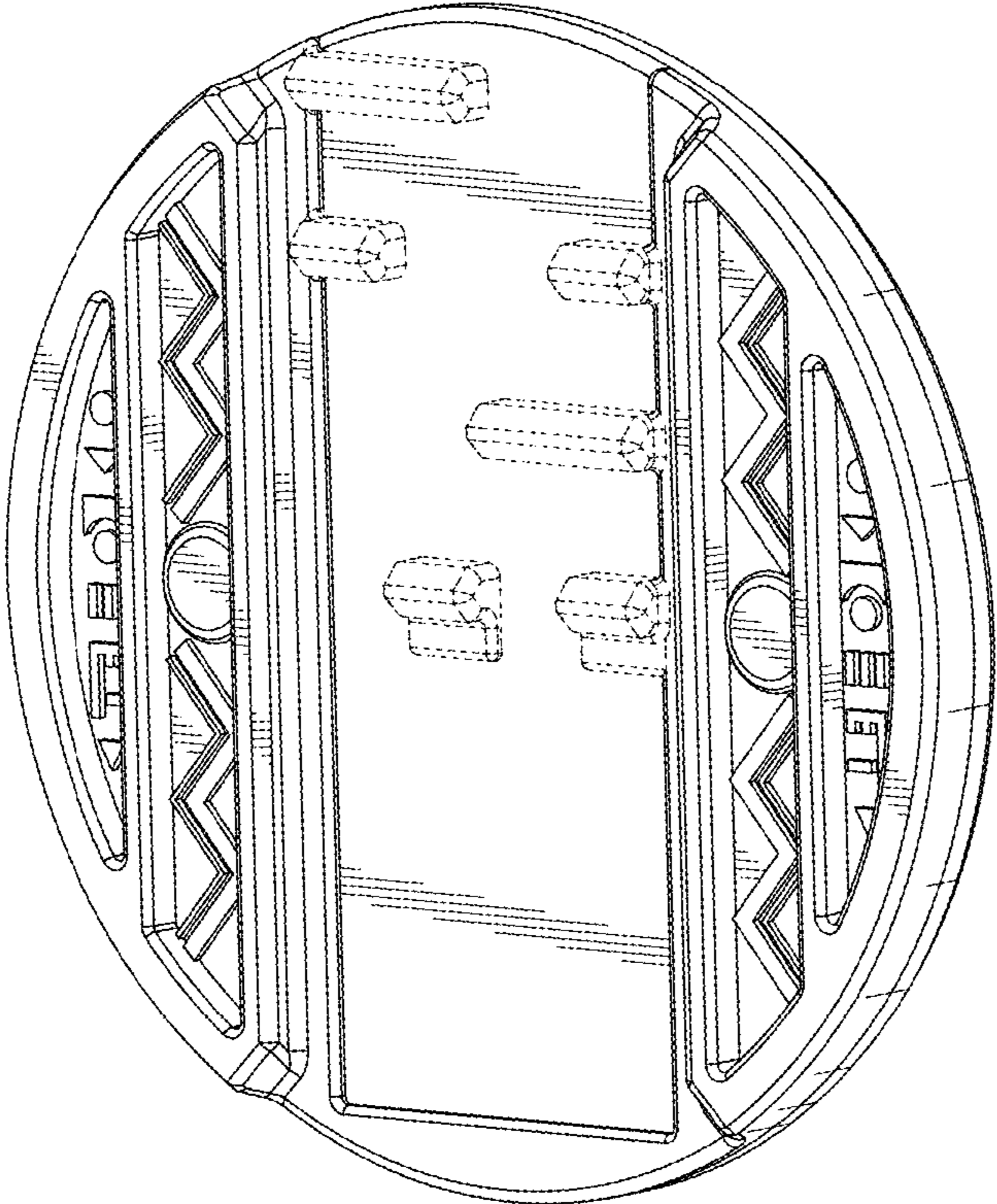
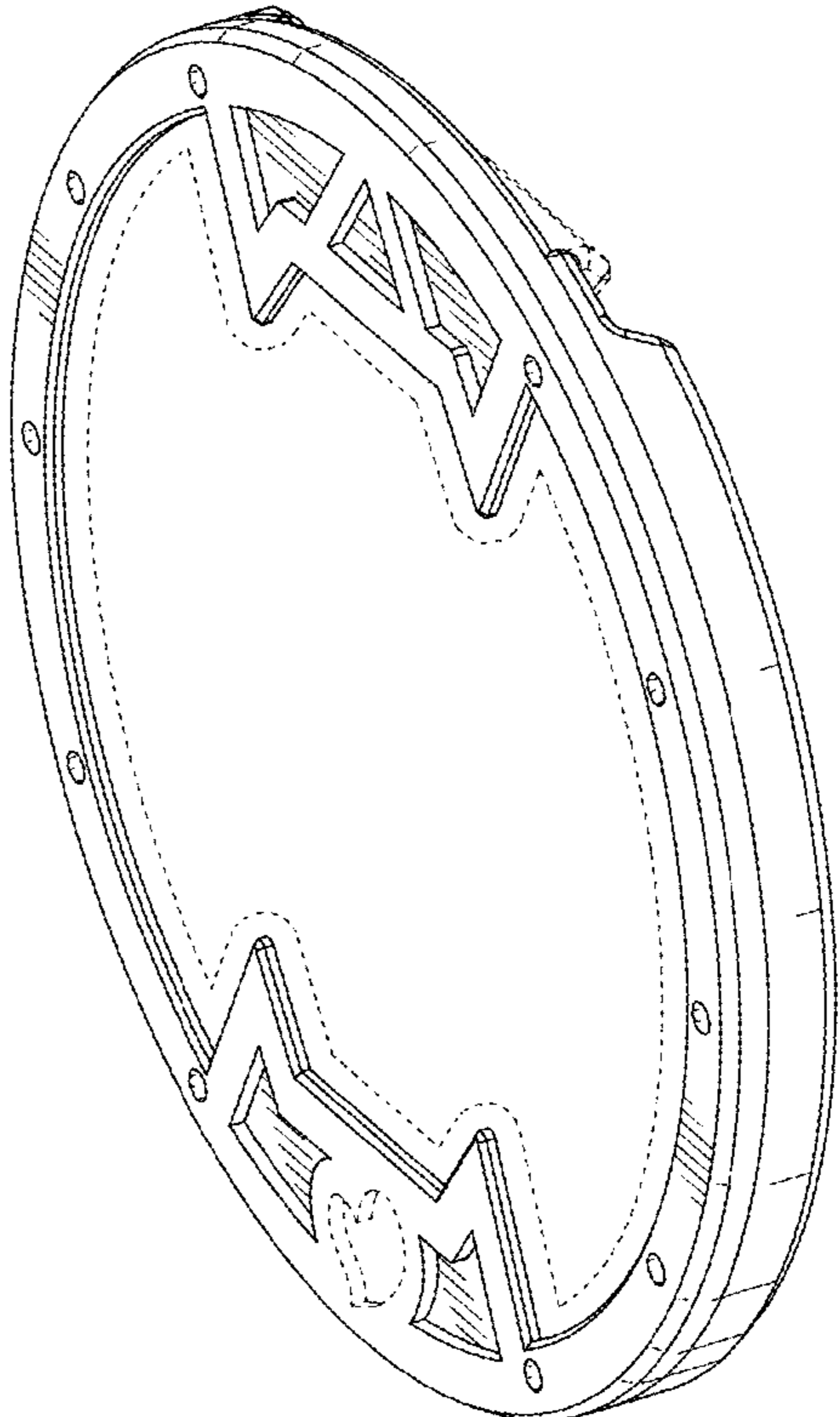


FIG. 2




FIG. 3

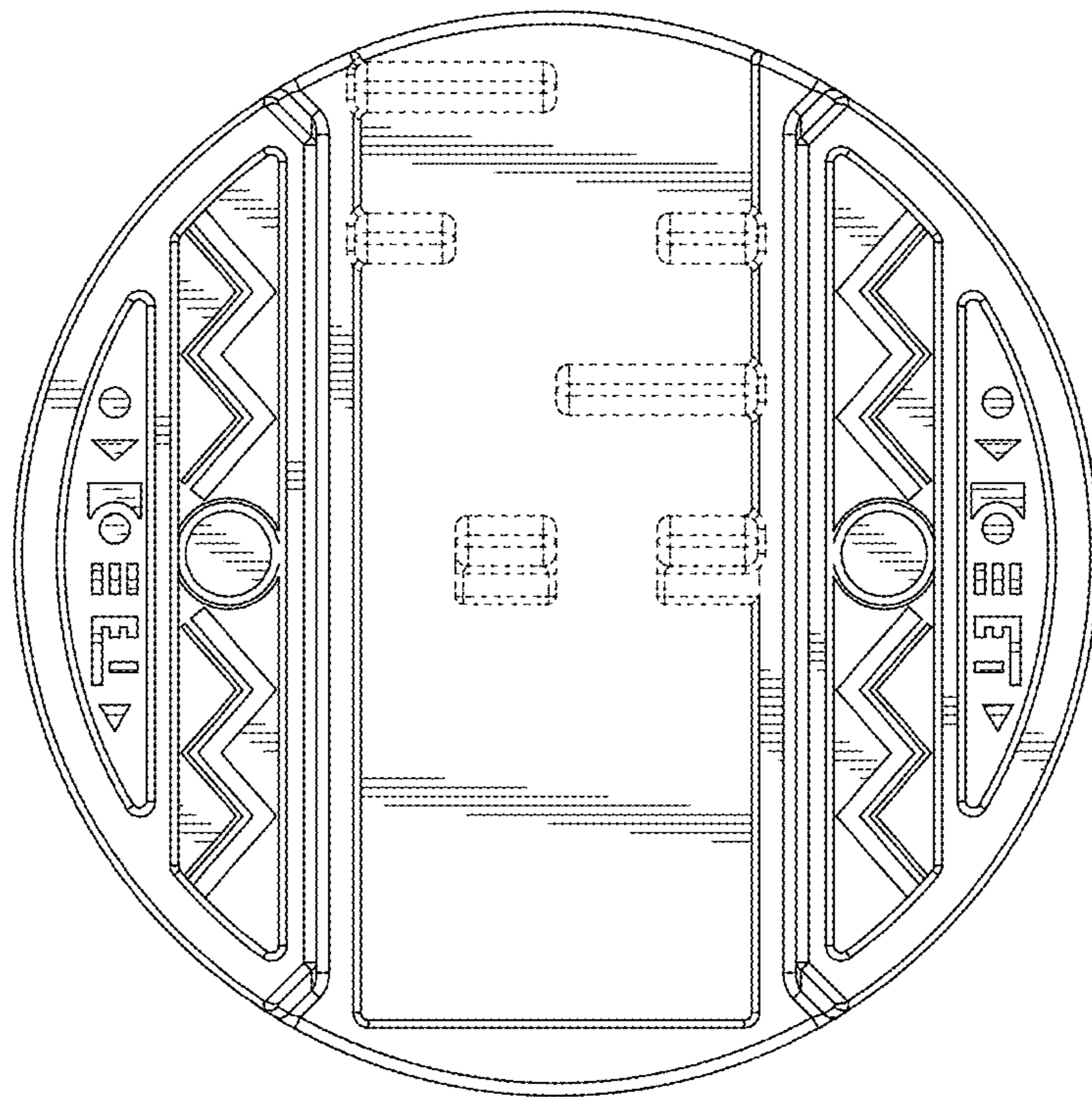


FIG. 4

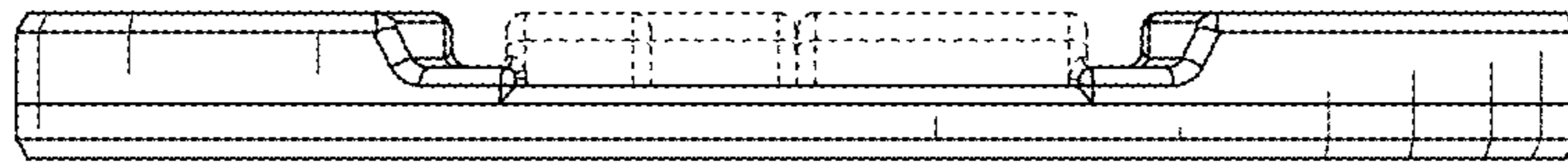


FIG. 5




FIG. 6

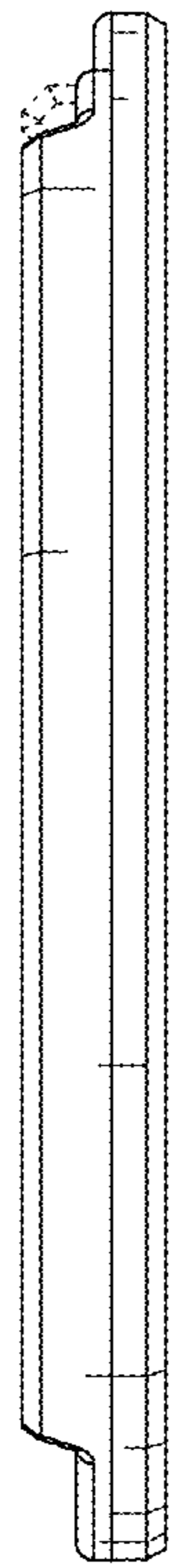


FIG. 7

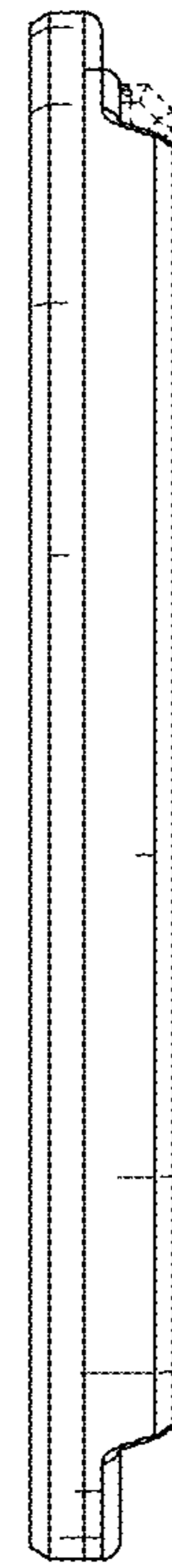


FIG. 8