



US00D769980S

(12) **United States Design Patent** (10) **Patent No.:** **US D769,980 S**
Dubuis (45) **Date of Patent:** **** Oct. 25, 2016**

(54) **LABEL**

(71) Applicant: **Societe des Produits Nestle S.A.,**
Vevey (CH)

(72) Inventor: **Marianne Dubuis,** Château-d'Oex
(CH)

(73) Assignee: **Societe des Produits Nestle S.A.,**
Vevey (CH)

(**) Term: **15 Years**

(21) Appl. No.: **29/535,874**

(22) Filed: **Aug. 11, 2015**

(51) **LOC (10) Cl.** **19-08**

(52) **U.S. Cl.**
USPC **D20/25**

(58) **Field of Classification Search**
USPC D20/11, 22-31, 34, 37, 38, 40, 99;
D5/20, 27; D7/396.4; D19/6; D21/351
CPC G09F 1/00; G09F 1/02; G09F 3/00;
G09F 3/0288; G09F 2003/0208; G09F
2003/023; G09F 2003/0257; G09F
2003/0264; G09F 2003/0266; G09F
2003/0267; G09F 2003/0269; G09F
2003/0272; G09F 2003/0279

See application file for complete search history.

(56) **References Cited**

U.S. PATENT DOCUMENTS

D43,620 S * 2/1913 Kirilow D19/6
D73,717 S * 10/1927 Thimgan D20/31
D86,104 S * 2/1932 Brewer D20/34
D88,095 S * 10/1932 Kimball D20/31
D91,451 S * 1/1934 Stafford D20/31
D94,800 S * 3/1935 Winters D20/38
2,096,960 A * 10/1937 Colby G09F 3/0288

206/831
D267,619 S * 1/1983 Rubin D20/11
D370,696 S * 6/1996 Nutter D20/11
D761,913 S * 7/2016 Madsen D21/351

OTHER PUBLICATIONS

Illustration of workers—p. 7—3,800 Early Advertising Cust,
Deberny Type Foundry Selected and arranged by Carol Belanger
Grafton © 1991—Dover Publications, Inc.*

* cited by examiner

Primary Examiner — Mary Ann Calabrese

(74) *Attorney, Agent, or Firm* — K&L Gates LLP


(57) **CLAIM**

The ornamental design for a label, as shown and described.

DESCRIPTION

FIG. 1 illustrates a front side elevational view of a label according to the present disclosure;
FIG. 2 illustrates a back side elevational view thereof;
FIG. 3 illustrates a right side elevational view thereof;
FIG. 4 illustrates a left side elevational view thereof;
FIG. 5 illustrates a top plan view thereof;
FIG. 6 illustrates a bottom plan view thereof;
FIG. 7 illustrates a front side elevational view showing the label of FIG. 1 applied to a package;
FIG. 8 illustrates a right side elevational view showing the label of FIG. 1 applied to a package;
FIG. 9 illustrates a left side elevational view showing the label of FIG. 1 applied to a package;
FIG. 10 illustrates a top plan view showing the label of FIG. 1 applied to a package; and,
FIG. 11 illustrates a bottom plan view showing the label of FIG. 1 applied to a package.
The broken line illustrating a package in FIGS. 7-11 form no part of the claimed design.

1 Claim, 7 Drawing Sheets






FIG. 1




FIG. 2



FIG. 3



FIG. 4

FIG. 5

FIG. 6




FIG. 7

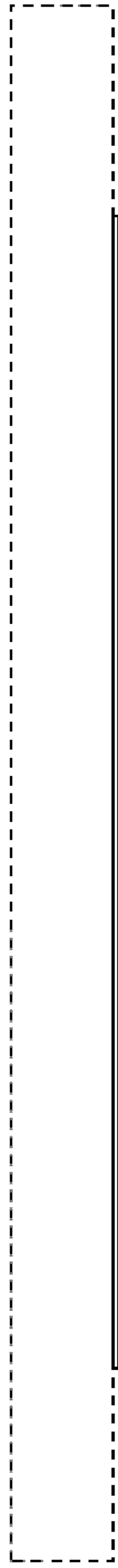


FIG. 8




FIG. 9



FIG. 10



FIG. 11