



US00D769979S

(12) **United States Design Patent** (10) **Patent No.:** **US D769,979 S**
Dubuis (45) **Date of Patent:** **** Oct. 25, 2016**

- (54) **LABEL**
- (71) Applicant: **Societe des Produits Nestle S.A.,**
Vevey (CH)
- (72) Inventor: **Marianne Dubuis,** Château-d'Oex
(CH)
- (73) Assignee: **Societe des Produits Nestle S.A.,**
Vevey (CH)
- (**) Term: **15 Years**
- (21) Appl. No.: **29/535,884**
- (22) Filed: **Aug. 11, 2015**
- (51) **LOC (10) Cl.** **19-08**
- (52) **U.S. Cl.**
USPC **D20/23**
- (58) **Field of Classification Search**
USPC D20/11, 22-31, 34, 37, 38, 40, 99;
D5/20, 27; D7/396.4; D19/6; D21/351
CPC G09F 1/00; G09F 1/02; G09F 3/00;
G09F 3/0288; G09F 2003/0208; G09F
2003/023; G09F 2003/0257; G09F
2003/0264; G09F 2003/0266; G09F
2003/0267; G09F 2003/0269; G09F
2003/0272; G09F 2003/0279
See application file for complete search history.

- (56) **References Cited**
U.S. PATENT DOCUMENTS
D43,620 S * 2/1913 Kirilow D19/6
D73,717 S * 10/1927 Thimgan D20/31
D86,104 S * 2/1932 Brewer D20/34
D88,095 S * 10/1932 Kimball D20/31
D91,451 S * 1/1934 Stafford D20/31
D94,800 S * 3/1935 Winters D20/38

- 2,096,960 A * 10/1937 Colby G09F 3/0288
206/831
- D267,619 S * 1/1983 Rubin D20/11
- D370,696 S * 6/1996 Nutter D20/11
- D761,913 S * 7/2016 Madsen D21/351

OTHER PUBLICATIONS

Illustration of workers—p. 7—3,800 Early Advertising Cust, Deberny Type Foundry Selected and arranged by Carol Belanger Grafton © 1991—Dover Publications, Inc.*

* cited by examiner

Primary Examiner — Mary Ann Calabrese
(74) *Attorney, Agent, or Firm* — K&L Gates LLP

(57) **CLAIM**
The ornamental design for a label, as shown and described.

DESCRIPTION

FIG. 1 illustrates a front side elevational view of a label according to the present disclosure;
 FIG. 2 illustrates a back side elevational view thereof;
 FIG. 3 illustrates a right side elevational view thereof;
 FIG. 4 illustrates a left side elevational view thereof;
 FIG. 5 illustrates a top plan view thereof;
 FIG. 6 illustrates a bottom plan view thereof;
 FIG. 7 illustrates a front side elevational view showing the label of FIG. 1 applied to a package;
 FIG. 8 illustrates a right side elevational view showing the label of FIG. 1 applied to a package;
 FIG. 9 illustrates a left side elevational view showing the label of FIG. 1 applied to a package;
 FIG. 10 illustrates a top plan view showing the label of FIG. 1 applied to a package; and,
 FIG. 11 illustrates a bottom plan view showing the label of FIG. 1 applied to a package.
 The broken line illustrating a package in FIGS. 7-11 form no part of the claimed design.

1 Claim, 7 Drawing Sheets





FIG. 1




FIG. 2




FIG. 3




FIG. 4



FIG. 5



FIG. 6




FIG. 7




FIG. 8




FIG. 9




FIG. 10



FIG. 11