



US00D769976S

(12) **United States Design Patent** (10) **Patent No.:** **US D769,976 S**  
**Dubuis** (45) **Date of Patent:** **\*\* Oct. 25, 2016**

- (54) **LABEL**
- (71) Applicant: **Societe des Produits Nestle S.A.,**  
Vevey (CH)
- (72) Inventor: **Marianne Dubuis,** Château-d'Oex  
(CH)
- (73) Assignee: **Societe des Produits Nestle S.A.,**  
Vevey (CH)
- (\*\*) Term: **15 Years**
- (21) Appl. No.: **29/535,876**
- (22) Filed: **Aug. 11, 2015**
- (51) **LOC (10) Cl.** ..... **19-08**
- (52) **U.S. Cl.**  
USPC ..... **D20/23**
- (58) **Field of Classification Search**  
USPC ..... D20/11, 22-31, 34, 37, 38, 40, 99;  
D5/20, 27; D7/396.4; D19/5; D21/351  
CPC ..... G09F 1/00; G09F 1/02; G09F 3/00;  
G09F 3/0288; G09F 2003/0208; G09F  
2003/023; G09F 2003/0257; G09F  
2003/0264; G09F 2003/0266; G09F  
2003/0267; G09F 2003/0269; G09F  
2003/0272; G09F 2003/0279  
See application file for complete search history.

(56) **References Cited**

**U.S. PATENT DOCUMENTS**

- D43,620 S \* 2/1913 Kirilow ..... D19/6
- D73,717 S \* 10/1927 Thimgan ..... D20/31
- D86,104 S \* 2/1932 Brewer ..... D20/34
- D88,095 S \* 10/1932 Kimball ..... D20/31
- D91,451 S \* 1/1934 Stafford ..... D20/31
- D94,800 S \* 3/1935 Winters ..... D20/38
- 2,096,960 A \* 10/1937 Colby ..... G09F 3/0288  
206/831

- D267,619 S \* 1/1983 Rubin ..... D20/11
- D370,696 S \* 6/1996 Nutter ..... D20/11
- D761,913 S \* 7/2016 Madsen ..... D21/351

**OTHER PUBLICATIONS**

Illustration of workers—p. 7—3,800 Early Advertising Cust,  
Deberny Type Foundary Selected and arranged by Carol Belanger  
Grafton © 1991—Dover Publications, Inc.\*

\* cited by examiner

*Primary Examiner* — Mary Ann Calabrese

(74) *Attorney, Agent, or Firm* — K&L Gates LLP


(57) **CLAIM**

The ornamental design for a label, as shown and described.

**DESCRIPTION**

FIG. 1 illustrates a front side elevational view of a label according to the present disclosure;  
 FIG. 2 illustrates a back side elevational view thereof;  
 FIG. 3 illustrates an enlarged right side elevational view thereof;  
 FIG. 4 illustrates a left side elevational view thereof;  
 FIG. 5 illustrates a reduced scale top plan view thereof;  
 FIG. 6 illustrates a bottom plan view thereof;  
 FIG. 7 illustrates a front side elevational view showing the label of FIG. 1 applied to a package;  
 FIG. 8 illustrates a right side elevational view showing the label of FIG. 1 applied to a package;  
 FIG. 9 illustrates a left side elevational view showing the label of FIG. 1 applied to a package;  
 FIG. 10 illustrates a reduced scale top plan view showing the label of FIG. 1 applied to a package; and,  
 FIG. 11 illustrates a bottom plan view showing the label of FIG. 1 applied to a package.  
 The broken line illustrating a package in FIGS. 7-11 form no part of the claimed design.

**1 Claim, 7 Drawing Sheets**






FIG. 1




FIG. 2




FIG. 4




FIG. 3



FIG. 5



FIG. 6




FIG. 7



FIG. 9




FIG. 8



FIG. 10

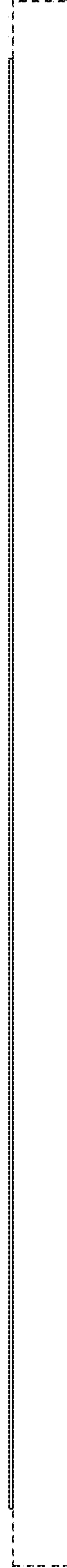


FIG. 11