



US00D769969S

(12) **United States Design Patent** (10) **Patent No.:** **US D769,969 S**  
**Witsil et al.** (45) **Date of Patent:** **\*\* \*Oct. 25, 2016**

- (54) **VERTICALLY-ORIENTED TRANSACTION CARD**
- (76) Inventors: **Kathleen H. Witsil**, Wilmington, DE (US); **Dori K. Skelding**, Wilmington, DE (US)
- (\* ) Notice: This patent is subject to a terminal disclaimer.
- (\*\*) Term: **14 Years**
- (21) Appl. No.: **29/336,285**
- (22) Filed: **Apr. 30, 2009**
- (51) **LOC (10) Cl.** ..... **19-08**
- (52) **U.S. Cl.**  
USPC ..... **D19/10**
- (58) **Field of Classification Search**  
USPC ..... D19/1-34; 40/124.01-124.15, 672, 40/661, 726, 776, 617; 283/72, 74, 75, 283/103, 105, 106, 112, 904; 206/449; D20/10, 22, 27, 40, 42, 11; D14/435-437; 235/492, 493  
CPC B42D 15/042; B42D 15/022; B42D 15/045; B42D 15/027; B65D 27/00  
See application file for complete search history.

5,951,057	A *	9/1999	Spector	.....	283/117
D429,760	S *	8/2000	Leon	.....	D19/1
D462,714	S *	9/2002	Creighton	.....	D19/9
6,471,127	B2 *	10/2002	Pentz et al.	.....	235/493
D467,247	S *	12/2002	Pentz	.....	D14/436
6,902,116	B2 *	6/2005	Finkelstein	.....	235/492
D510,601	S *	10/2005	Best et al.	.....	D20/27
D522,052	S *	5/2006	Lubking	.....	D19/10
D524,859	S *	7/2006	Graves et al.	.....	D19/9
D530,741	S *	10/2006	Blossom	.....	D19/9
D580,973	S *	11/2008	Turner et al.	.....	D19/1
D649,596	S *	11/2011	Hancock	.....	D20/29

OTHER PUBLICATIONS

Flexi Card, [http://www.flexicard.com.tr/new\\_generation\\_card.html](http://www.flexicard.com.tr/new_generation_card.html), pp. 1-5, Garanti Bank, Turkey, Copyright 2005.

\* cited by examiner

Primary Examiner — David Muller  
(74) Attorney, Agent, or Firm — Hunton & Williams LLP

(57) **CLAIM**  
The ornamental design for a vertically-oriented transaction card, as shown and described.

DESCRIPTION

FIG. 1 depicts a perspective view of a front face of a vertically-oriented transaction card.  
 FIG. 2 depicts a front elevational view of FIG. 1.  
 FIG. 3 depicts a back elevational view of FIG. 1.  
 FIG. 4 depicts a side elevational view of FIG. 1.  
 FIG. 5 depicts an opposite side elevational view of FIG. 1.  
 FIG. 6 depicts a bottom plan view of FIG. 1; and,  
 FIG. 7 depicts a top plan view of FIG. 1.  
 The broken lines in the drawings illustrate environmental structure on the article and form no part of the claimed design.

1 Claim, 4 Drawing Sheets

- (56) **References Cited**
- U.S. PATENT DOCUMENTS
- |           |     |         |                  |       |         |
|-----------|-----|---------|------------------|-------|---------|
| 3,034,430 | A * | 5/1962  | Bradford         | ..... | D19/10  |
| 3,949,501 | A * | 4/1976  | Andrews et al.   | ..... | D19/10  |
| 3,994,085 | A * | 11/1976 | Groselak et al.  | ..... | 40/665  |
| 4,815,768 | A * | 3/1989  | Applebaum et al. | ..... | D19/10  |
| 4,897,533 | A * | 1/1990  | Lyszczarz        | ..... | 235/493 |
| D306,745  | S * | 3/1990  | Block            | ..... | D19/2   |
| 5,352,155 | A * | 10/1994 | Fahey            | ..... | 462/25  |
| 5,380,046 | A * | 1/1995  | Stephens         | ..... | 283/75  |
| D399,265  | S * | 10/1998 | Chin             | ..... | D20/42  |
| D406,861  | S * | 3/1999  | Leedy, Jr.       | ..... | D19/10  |






FIG. 1




FIG. 2




FIG. 3

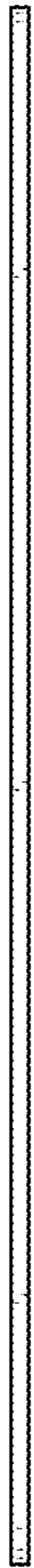


FIG. 4

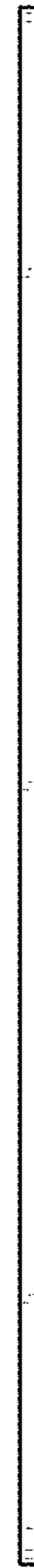


FIG. 5




FIG. 6



FIG. 7

UNITED STATES PATENT AND TRADEMARK OFFICE  
**CERTIFICATE OF CORRECTION**

PATENT NO. : D769,969 S  
APPLICATION NO. : 29/336285  
DATED : October 25, 2016  
INVENTOR(S) : Kathleen H. Witsil et al.

Page 1 of 1

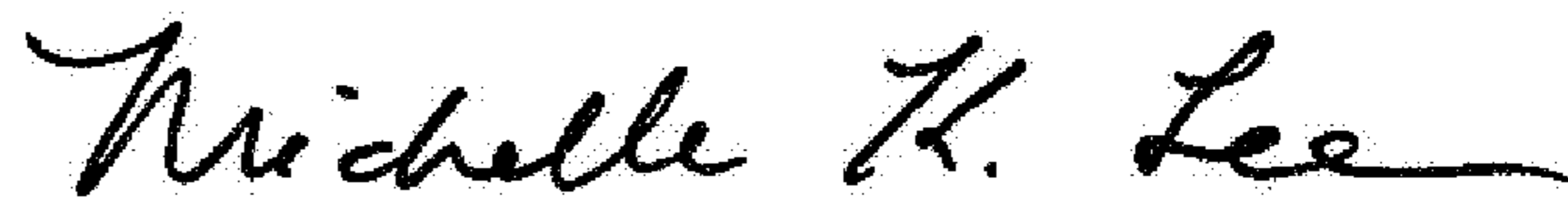
It is certified that error appears in the above-identified patent and that said Letters Patent is hereby corrected as shown below:

On the Title Page

(73) Assignee, should read as follows:

--JPMorgan Chase Bank N.A., New York, NY (US)--

Signed and Sealed this  
Sixteenth Day of May, 2017



Michelle K. Lee  
*Director of the United States Patent and Trademark Office*