



US00D769839S

(12) **United States Design Patent**
Tani et al.

(10) **Patent No.:** **US D769,839 S**
(45) **Date of Patent:** **** Oct. 25, 2016**

(54) **TELEPHONE BASE UNIT WITH CAMERA**

(71) Applicant: **Panasonic Intellectual Property Management Co., Ltd., Osaka (JP)**

(72) Inventors: **Atsushi Tani, Osaka (JP); Takehito Katori, Kyoto (JP)**

(73) Assignee: **Panasonic Intellectual Property Management Co., Ltd., Osaka (JP)**

(**) Term: **15 Years**

(21) Appl. No.: **29/535,372**

(22) Filed: **Aug. 6, 2015**

(30) **Foreign Application Priority Data**

Feb. 25, 2015 (EM) 002640367-0003

(51) **LOC (10) Cl.** **14-03**

(52) **U.S. Cl.**
USPC **D14/144; D14/257; D14/130**

(58) **Field of Classification Search**
USPC D14/140, 140.1, 140.7, 140.8, 140.9, D14/141.2, 142, 147, 144, 148, 149, 151, D14/150, 158, 159, 188, 217, 240, 243, 247, D14/248, 251, 257, 299, 329; D21/517; D18/1, 7; D10/104.1; 455/557, 575, 455/575.1, 575.2, 575.3, 575.4, 74.1; 710/303; 379/88.17, 90.01, 93.17, 379/387.01, 388.02, 419-420.04, 420.02, 379/428.01-428.04, 434-436, 440, 379/446-447, 454-455, 93.23
CPC H04M 1/00; H04M 1/003; H04M 1/02; H04M 1/03; H04M 1/04; H04M 1/0202; H04M 1/0297; H04M 1/20; H04M 1/21; H04M 1/22; H04M 1/23; H04M 1/233; H04M 1/236

See application file for complete search history.

(56) **References Cited**

U.S. PATENT DOCUMENTS

D309,304 S * 7/1990 Takada D14/130
5,305,097 A * 4/1994 Sato H04M 1/27455
348/14.01

D398,302 S * 9/1998 Lio D14/130
D463,780 S 10/2002 Hung
D478,881 S 8/2003 O'Leary et al.
D489,342 S * 5/2004 Campbell D14/130
D529,477 S * 10/2006 Hsu D14/151

(Continued)

OTHER PUBLICATIONS

Telephones_fd59a0ee-88d9-4299-be01-dd511b1b24e1-220607(Design -© Questel). orbit.com [online PDF] 23 pages. Print Dates range from Dec. 8, 2014 to Nov. 11, 2015 [retrieved on Aug. 26, 2016] <https://sobjprd.questel.fr/export/QPTUJ214/pdf2/fd59a0ee-88d9-4299-be01-dd511b1b24e1-220607.pdf>.*

Primary Examiner — Susan Bennett Hattan
Assistant Examiner — Marie Fast Horse
(74) *Attorney, Agent, or Firm* — Panasonic IP Management; Kerry S. Culpepper

(57) **CLAIM**

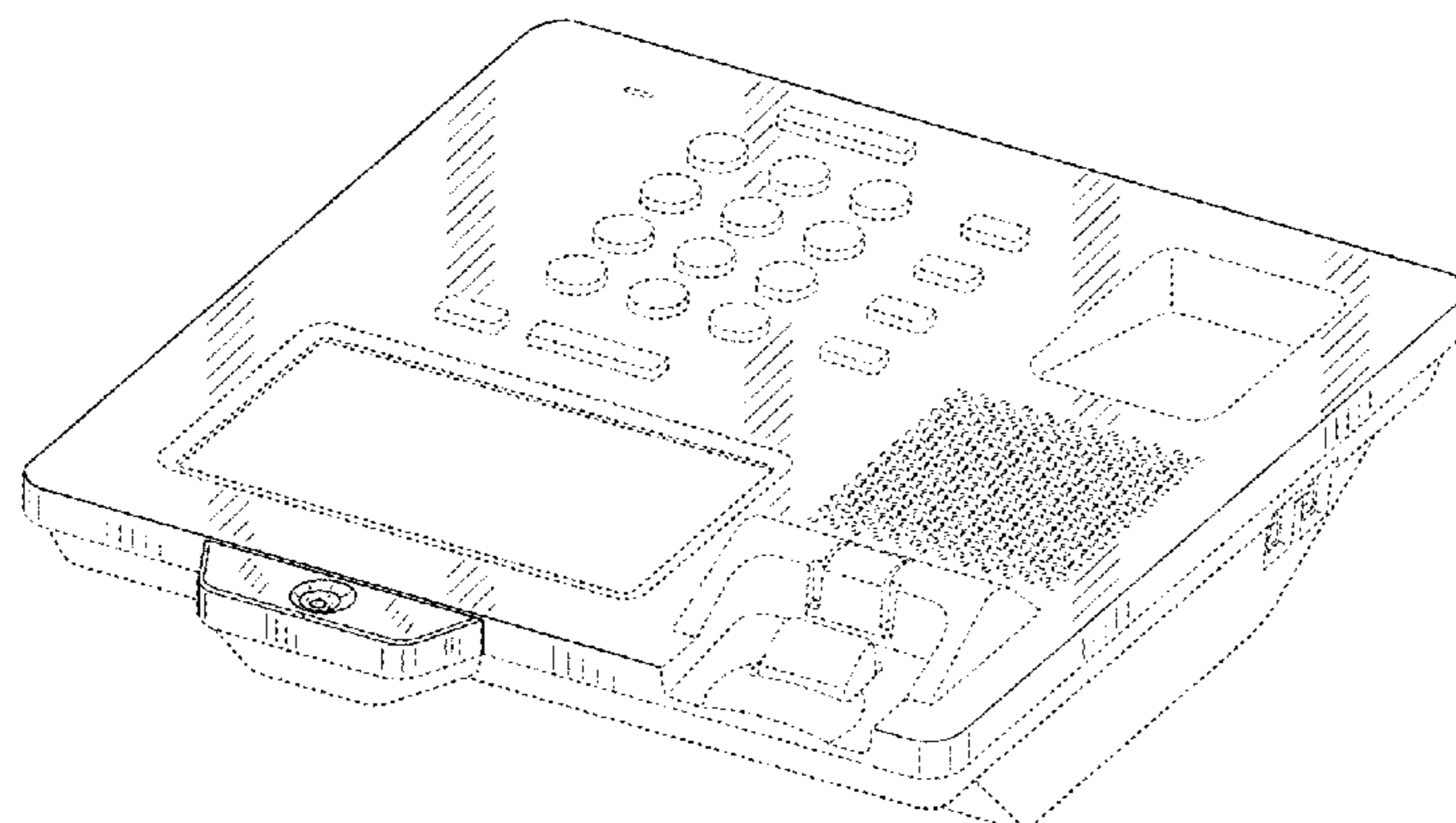
We claim the ornamental design for a telephone base unit with camera, as shown and described.

DESCRIPTION

FIG. 1 is a rear perspective view of a telephone base unit with camera of the present invention; FIG. 2 is a front view thereof; FIG. 3 is a rear view thereof; FIG. 4 is a top view thereof; FIG. 5 is a bottom view thereof; FIG. 6 is a left side view thereof; and, FIG. 7 is a right side view thereof.

The broken lines immediately adjacent to the shaded surfaces define the bounds of the claim which extends to the boundaries but does not include the boundaries; the remaining broken lines depict portions of the telephone base unit with camera that form no part of the claim; all broken lines form no part of the claim.

1 Claim, 7 Drawing Sheets



(56)

References Cited

U.S. PATENT DOCUMENTS

D608,759 S *	1/2010	Chun	D14/151	D694,208 S *	11/2013	Duys	D14/126
D609,662 S	2/2010	Noreng et al.		D718,730 S *	12/2014	Andresen	D14/126
D637,985 S *	5/2011	Andresen	D14/126	D723,503 S *	3/2015	Jeon	D14/130
D651,185 S *	12/2011	Andresen	D14/126	D750,591 S *	3/2016	Katori	D14/149
D657,773 S *	4/2012	Corsini	D14/151	D750,607 S *	3/2016	Katori	D14/149
D668,901 S *	10/2012	Jones	D6/575	D753,624 S *	4/2016	Ji	D14/151
D675,592 S *	2/2013	Fuxen	D14/151	D757,677 S *	5/2016	Hutt	D14/151
				D758,984 S *	6/2016	Maxwell	D14/130
				2010/0061531 A1*	3/2010	Lund	H04M 1/247 379/142.04

* cited by examiner

FIG. 1

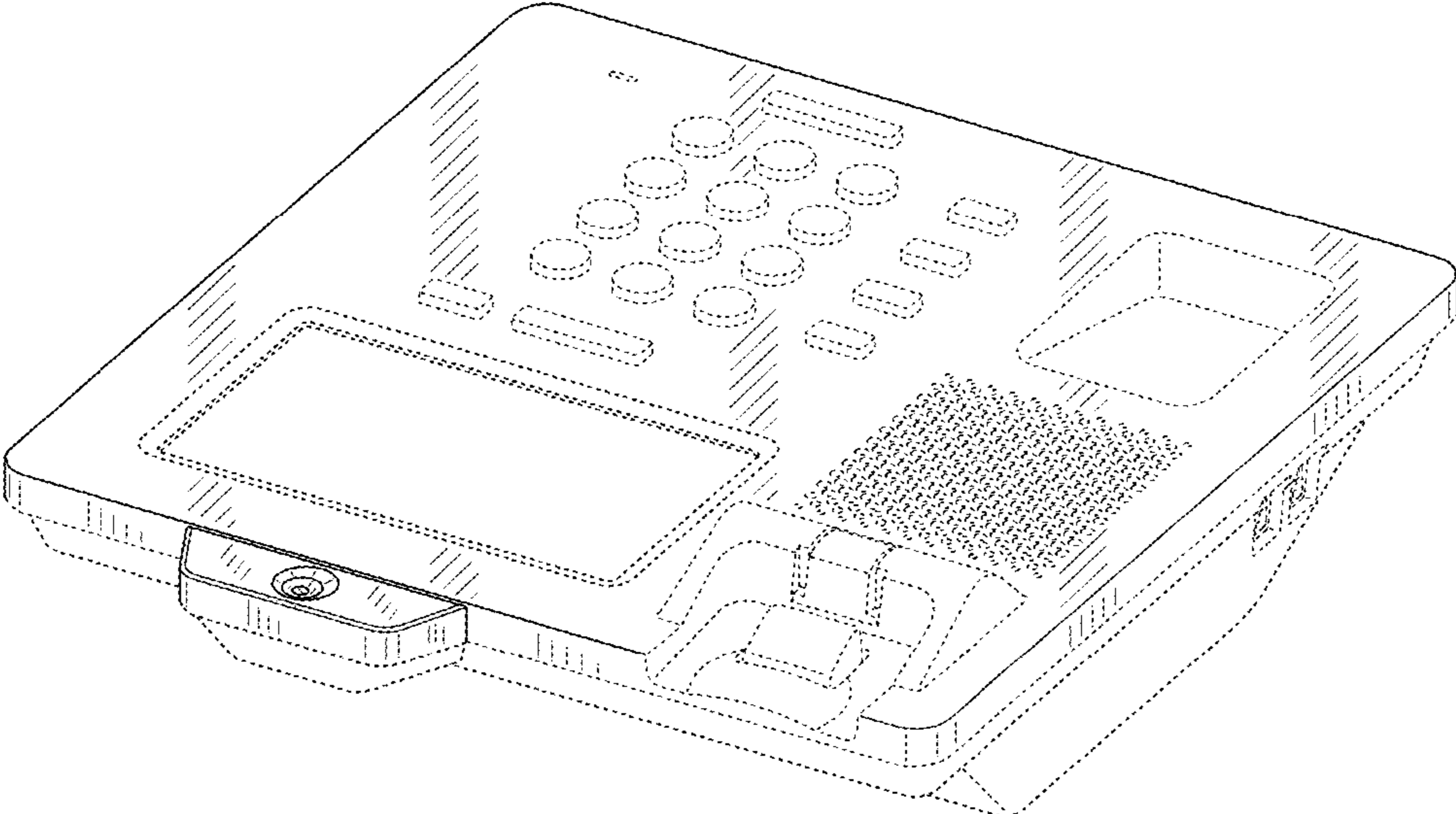


FIG. 2

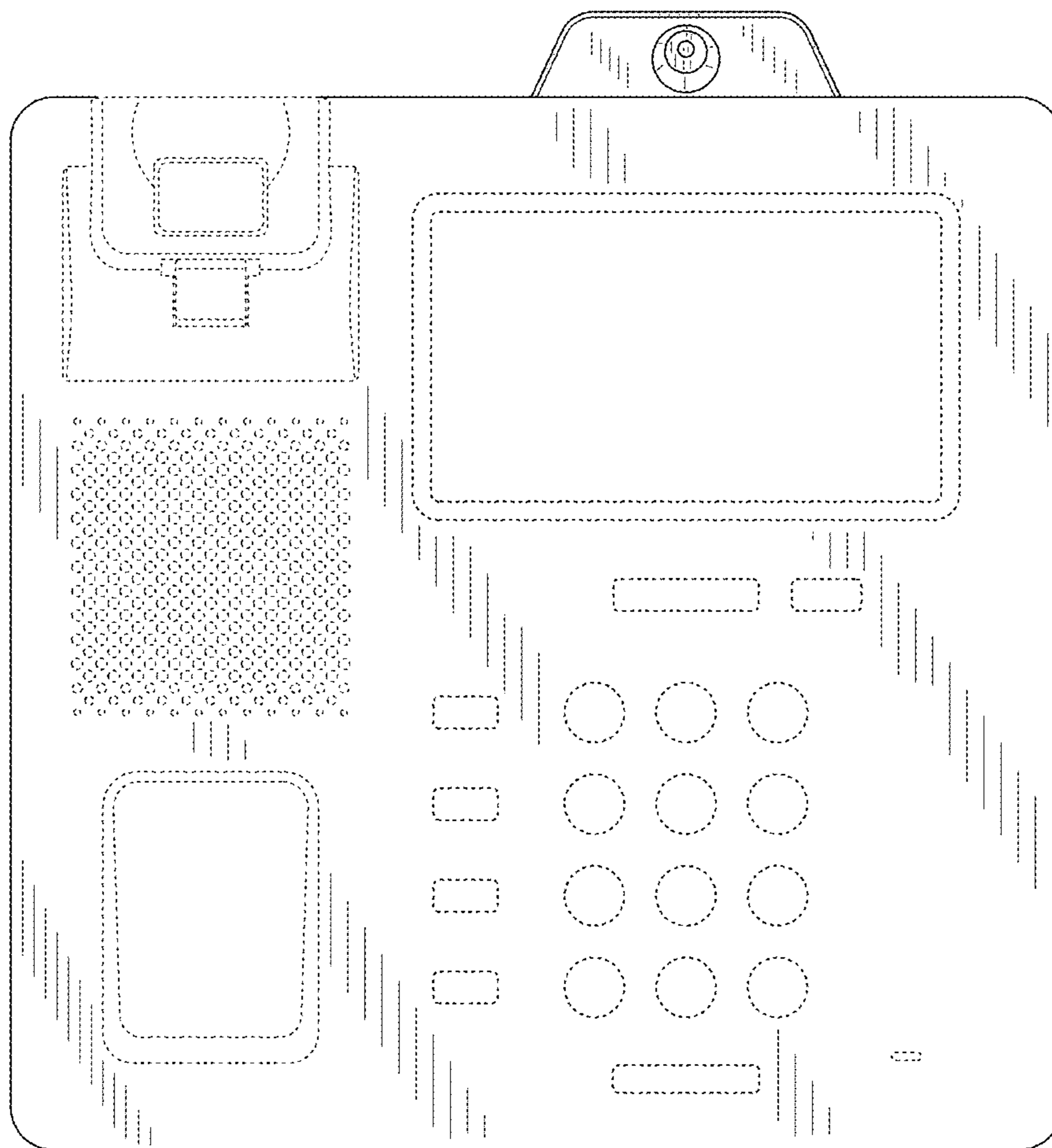


FIG. 3

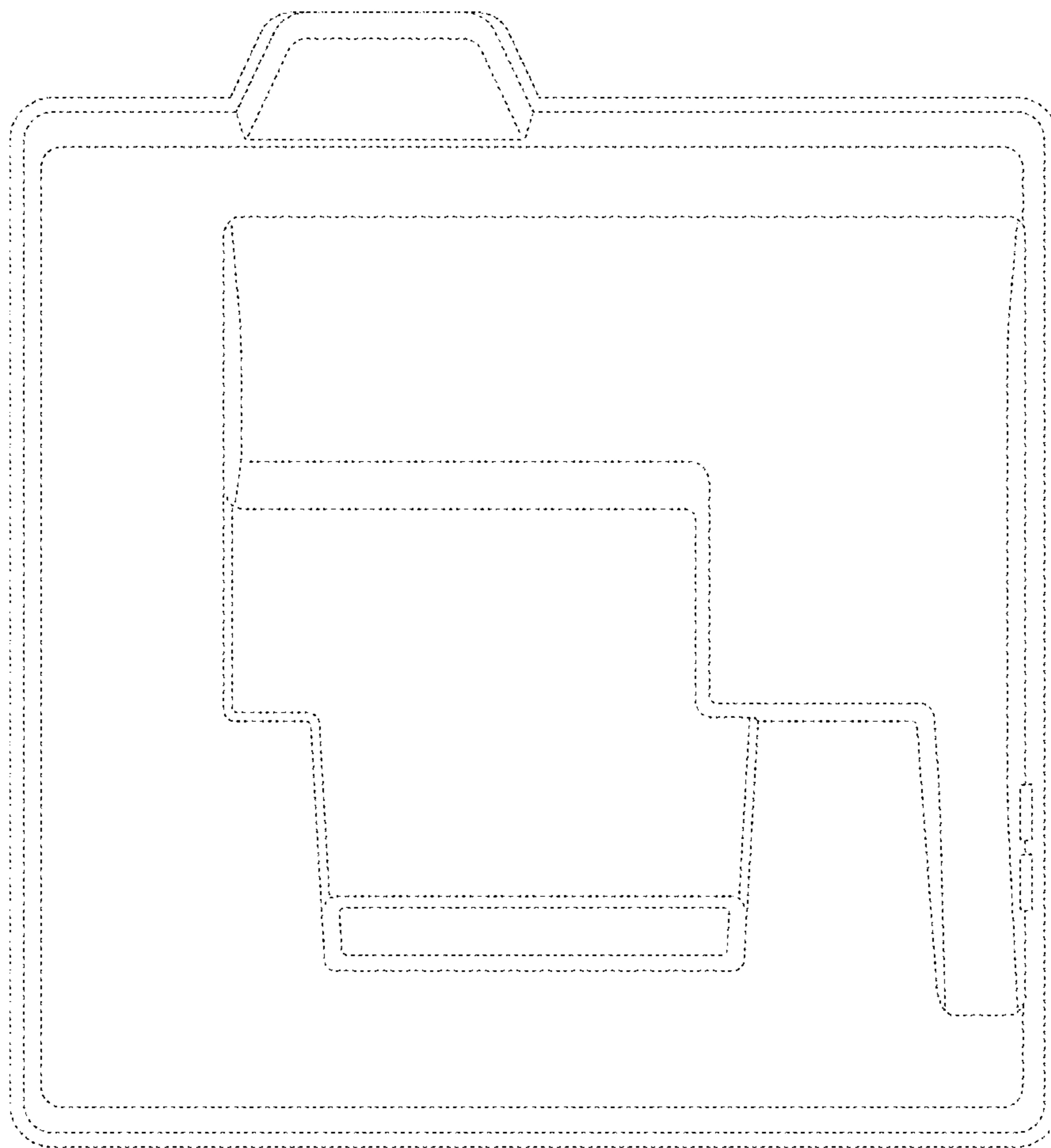


FIG. 4

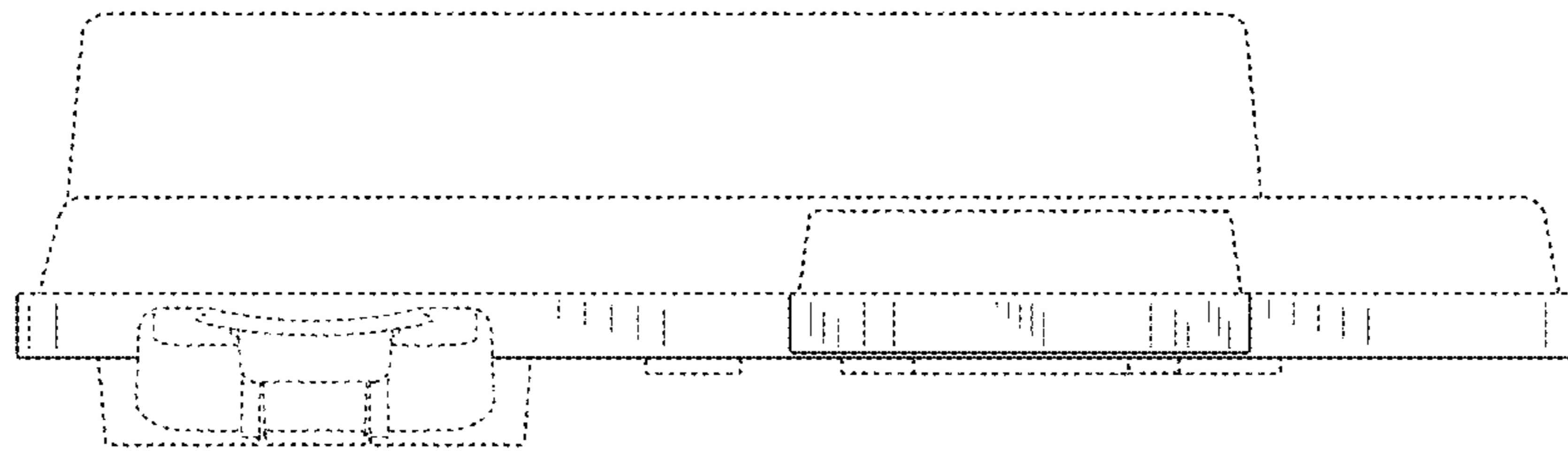


FIG. 5




FIG. 6




FIG. 7

