

US00D769833S

(12) **United States Design Patent**  
**Aoyagi et al.**

(10) **Patent No.:** **US D769,833 S**  
(45) **Date of Patent:** **\*\* Oct. 25, 2016**

- (54) **COMPONENT FOR ELECTRONIC DEVICE**
- (71) Applicant: **Apple Inc.**, Cupertino, CA (US)
- (72) Inventors: **Shota Aoyagi**, San Francisco, CA (US);  
**Richard P. Howarth**, San Francisco, CA (US); **Shayan Malek**, San Jose, CA (US); **Scott A. Myers**, San Francisco, CA (US); **David A. Pakula**, San Francisco, CA (US); **Gregory Nicolaus Stephens**, Sunnyvale, CA (US)
- (73) Assignee: **Apple Inc.**, Cupertino, CA (US)
- (\*\*) Term: **14 Years**
- (21) Appl. No.: **29/501,054**
- (22) Filed: **Aug. 29, 2014**
- (51) **LOC (10) Cl.** ..... **13-03**
- (52) **U.S. Cl.**  
USPC ..... **D13/182**
- (58) **Field of Classification Search**  
USPC ..... D13/182; D14/436  
CPC .... H05K 13/04; H05K 13/0486; H05K 3/36; H05K 3/361; H05K 3/363; H05K 3/0061; H05K 3/0058; H05K 3/30; H05K 3/301; H05K 3/303; H05K 3/34; H05K 3/0052; H05K 3/284; H05K 2201/0715; H05K 1/0393; H05K 1/118; H05K 1/028; H05K 1/11; H05K 1/144; H05K 1/141; H05K 1/142; H05K 1/182; H05K 7/1429; H01L 21/4853; H01L 2924/14; G06F 1/184; G06F 1/183; G06F 1/181; G06F 1/185; G06F 1/186; G06F 1/18  
See application file for complete search history.

6,235,995	B1	5/2001	Cheng et al.	
6,479,755	B1	11/2002	Kim et al.	
6,542,358	B1 *	4/2003	Kunz .....	H05K 5/0273 361/679.4
D508,681	S	8/2005	Enderlein et al.	
7,052,296	B2	5/2006	Yang et al.	
D525,213	S	7/2006	Enderlein et al.	
D556,158	S *	11/2007	Kong .....	D13/182
7,492,596	B1	2/2009	Peng et al.	
7,583,505	B2	9/2009	Wakabayashi et al.	
D637,157	S	5/2011	Andre et al.	
D637,192	S	5/2011	Andre et al.	
D637,193	S	5/2011	Andre et al.	
D652,041	S *	1/2012	Andre .....	D14/436
8,243,450	B2	8/2012	Takeguchi et al.	
D673,515	S	1/2013	Corbin et al.	
8,477,512	B2 *	7/2013	Zheng .....	G06F 1/1601 361/748
D700,899	S *	3/2014	Corbin .....	D13/182
D716,310	S *	10/2014	Andre .....	D14/436
D742,338	S *	11/2015	Akana .....	D13/182
D742,883	S *	11/2015	Akana .....	D14/432
D743,399	S *	11/2015	Frank .....	D14/435
2002/0131253	A1 *	9/2002	Kobayashi .....	H05K 1/0271 361/760
2006/0067054	A1 *	3/2006	Wang .....	H01L 23/3672 361/704
2010/0126760	A1	5/2010	Ishikawa	

\* cited by examiner

*Primary Examiner* — Elizabeth J Oswecki  
(74) *Attorney, Agent, or Firm* — Sterne, Kessler, Goldstein & Fox P.L.L.C.

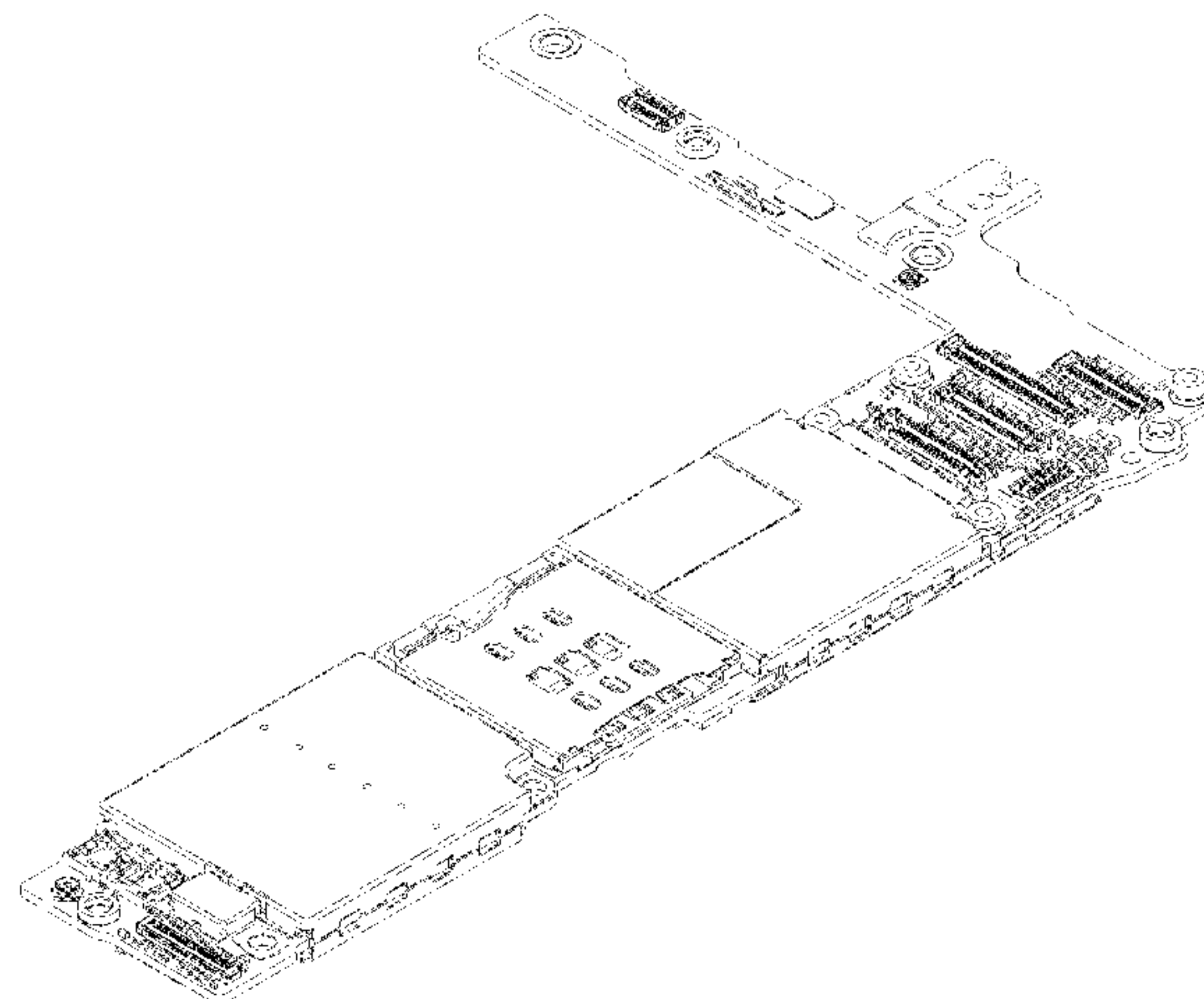
(57) **CLAIM**  
The ornamental design for a component for electronic device, as shown and described.

**DESCRIPTION**

FIG. 1 is a front perspective view of a component for electronic device showing our new design;  
FIG. 2 is a front view thereof;  
FIG. 3 is a rear view thereof;  
FIG. 4 is a left side view thereof;  
FIG. 5 is a right side view thereof;  
FIG. 6 is a top view thereof; and,  
FIG. 7 is a bottom view thereof.

**1 Claim, 7 Drawing Sheets**

- (56) **References Cited**  
U.S. PATENT DOCUMENTS  
5,121,297 A \* 6/1992 Haas ..... H05K 3/4691  
174/254  
5,206,792 A 4/1993 Reynolds  
6,104,613 A 8/2000 Urda et al.



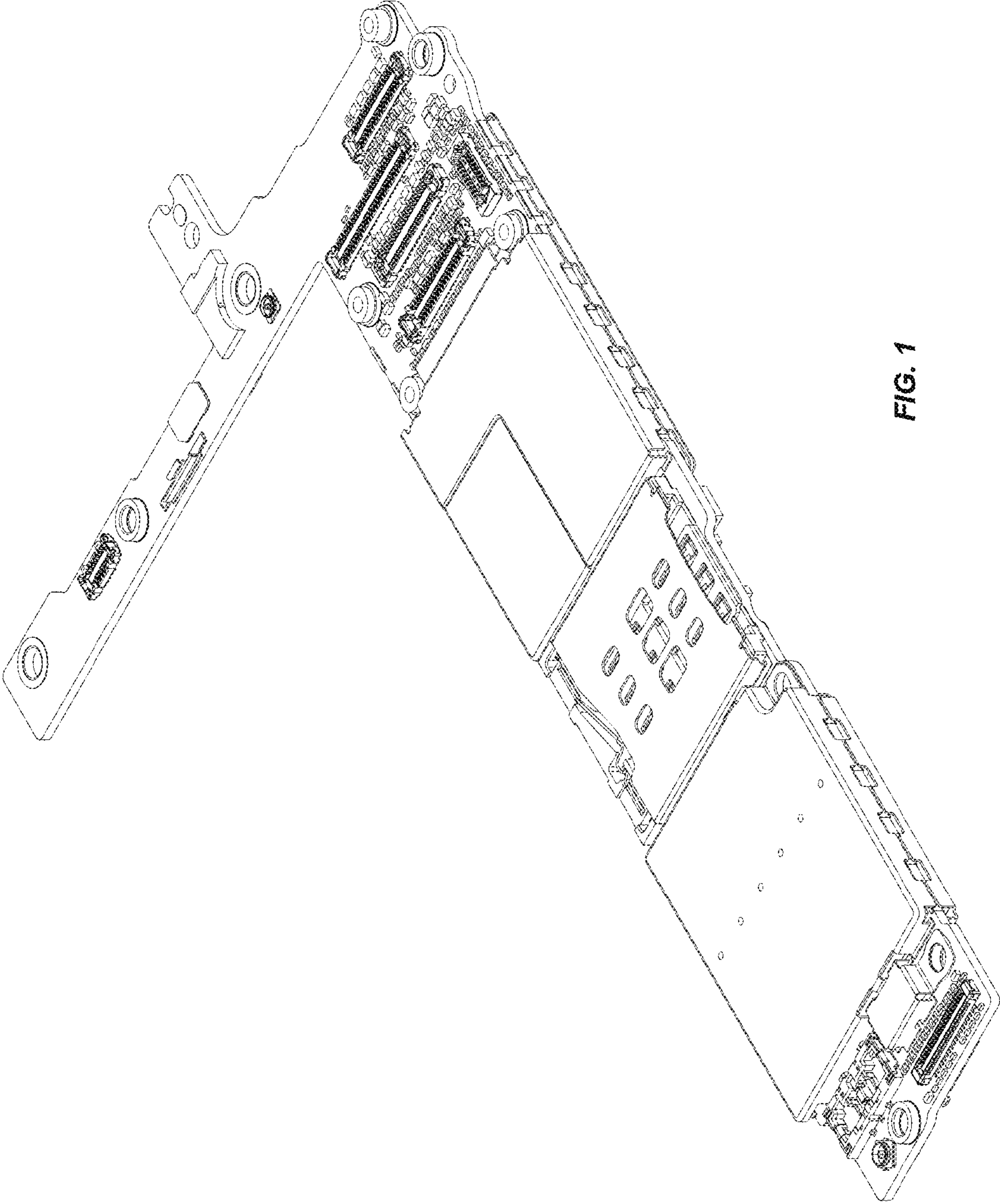


FIG. 1

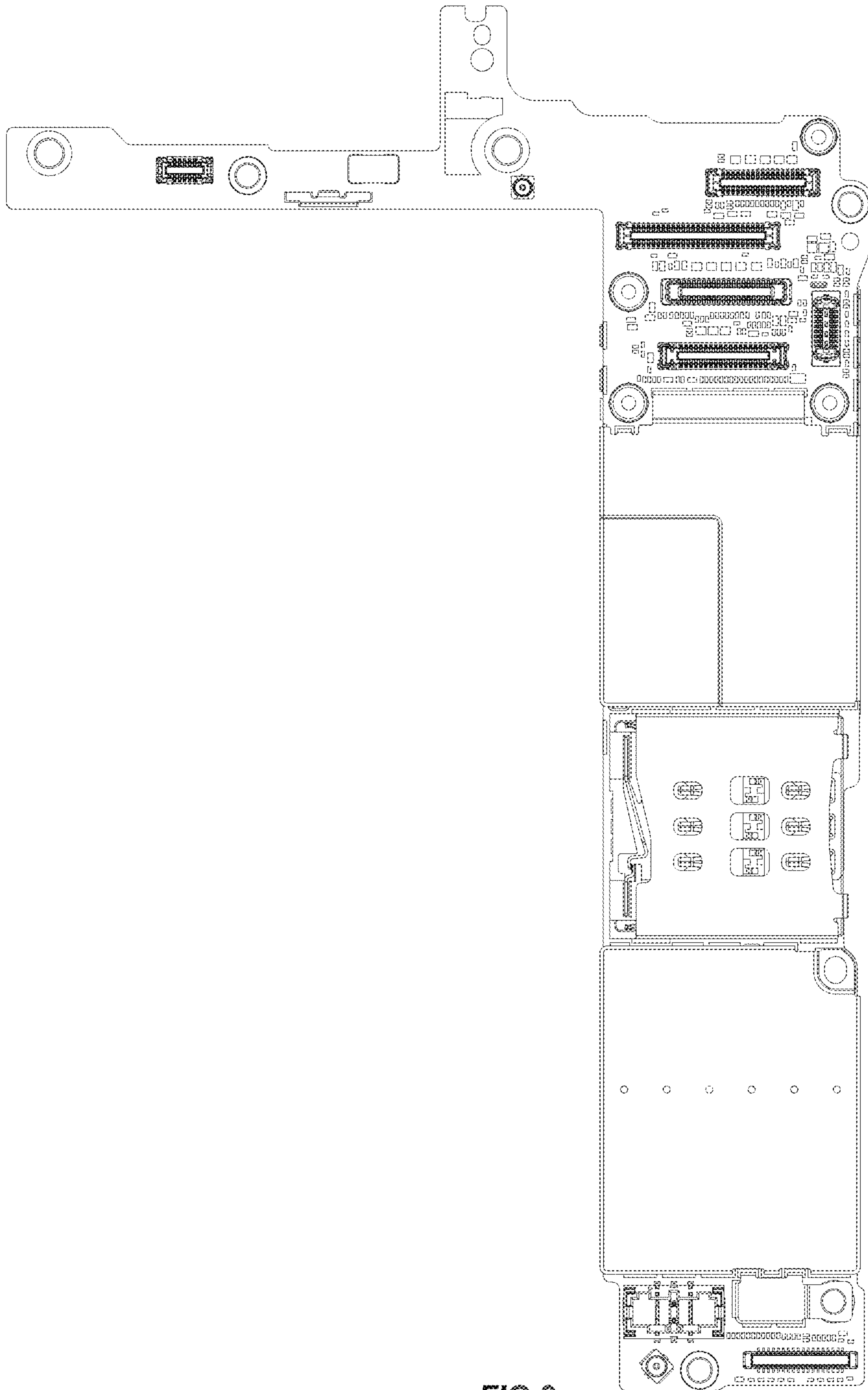


FIG.2



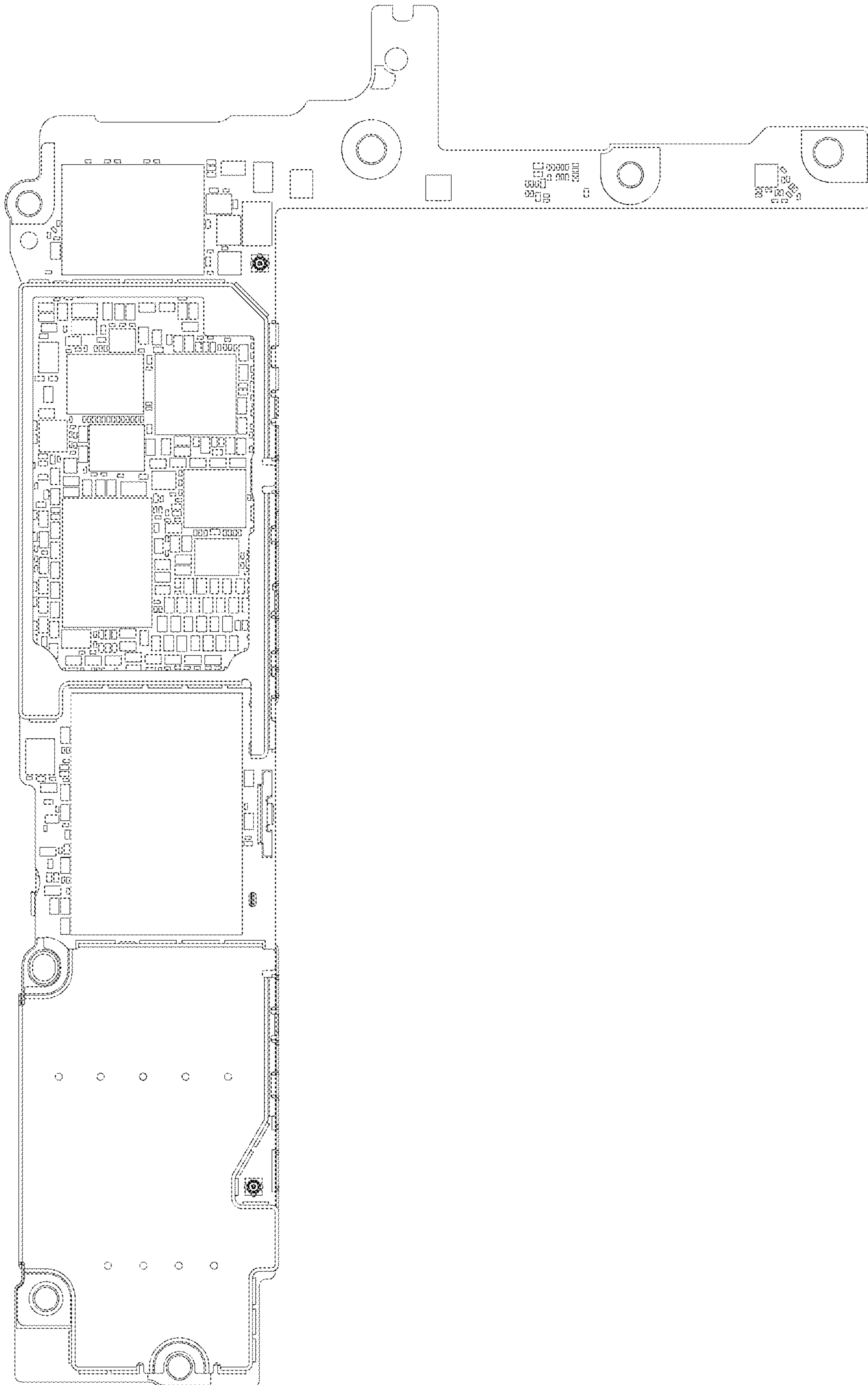
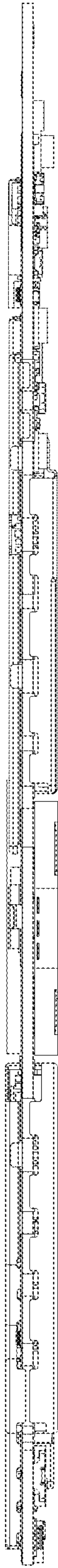
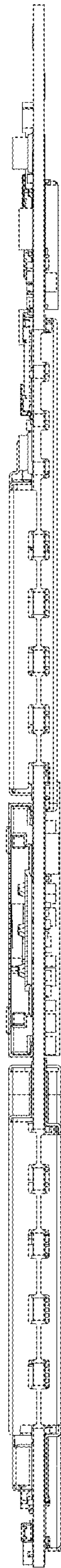


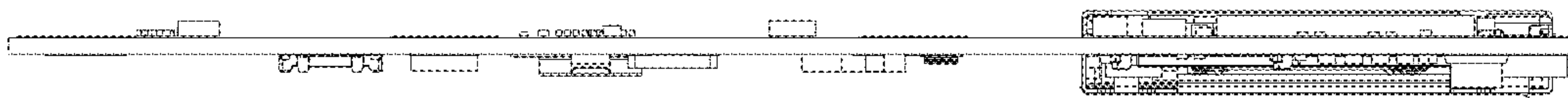
FIG.3



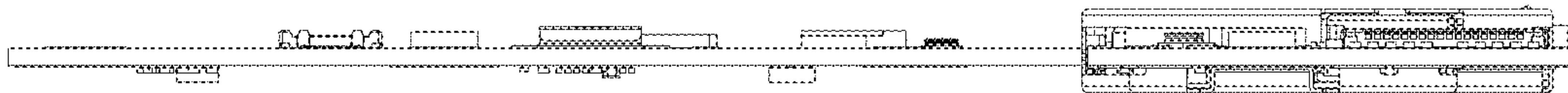
**FIG.4**



**FIG.5**



**FIG.6**



**FIG.7**