



US00D769804S

(12) **United States Design Patent** (10) **Patent No.:** **US D769,804 S**
Zhao et al. (45) **Date of Patent:** **** Oct. 25, 2016**

(54) **TIRE**
(71) Applicants: **Hongling Zhao**, Qingdao (CN);
Jingjing Ma, Shandong Province (CN);
Xueyi Wang, Qingdao (CN); **Wen Sun**,
Laixi (CN)
(72) Inventors: **Hongling Zhao**, Qingdao (CN);
Jingjing Ma, Shandong Province (CN);
Xueyi Wang, Qingdao (CN); **Wen Sun**,
Laixi (CN)

D628,958 S * 12/2010 Fleckner D12/600
D631,000 S * 1/2011 Yonetsu D12/600
D631,428 S * 1/2011 Yonetsu D12/600
D684,524 S * 6/2013 Ohashi D12/586
D693,290 S * 11/2013 Yonetsu D12/586
D735,651 S * 8/2015 Nomoto D12/587
D739,816 S * 9/2015 Lamb D12/589

* cited by examiner

Primary Examiner — Robert M Spear
Assistant Examiner — John Voytek

(**) Term: **14 Years**

(21) Appl. No.: **29/525,522**

(22) Filed: **Apr. 30, 2015**

(51) **LOC (10) Cl.** **12-15**

(52) **U.S. Cl.**
USPC **D12/600**

(58) **Field of Classification Search**
USPC D12/568-604, 900
CPC B60C 1/0016; B60C 11/0306; B60C
11/0302; B60C 3/06; B60C 9/17
See application file for complete search history.

(56) **References Cited**

U.S. PATENT DOCUMENTS

D597,023 S * 7/2009 Park D12/594
D614,567 S * 4/2010 Yonetsu D12/600

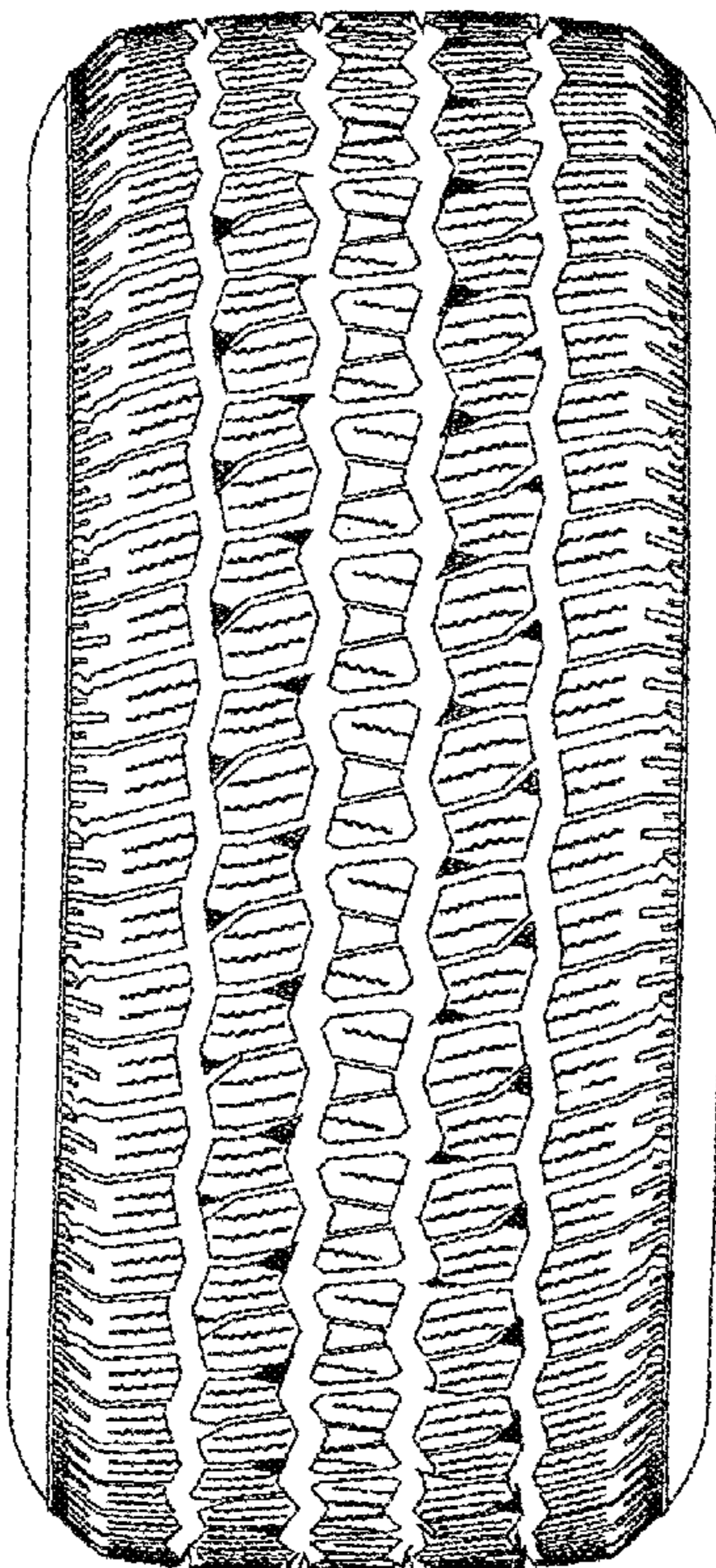
(57) **CLAIM**

The ornamental design for a tire, as shown and described.

DESCRIPTION

FIG. 1 is the front elevational view of a tire, for which the other sides, include rear, top and bottom elevational views being identical thereto;
FIG. 2 is a left side elevational view thereof, the opposite side elevational view being identical thereto;
FIG. 3 is an enlarged fragmentary top elevational view thereof; and,
FIG. 4 is a perspective view of a tire showing the new design, it being understood that the pattern repeats uniformly throughout the circumference of the tread.

1 Claim, 4 Drawing Sheets



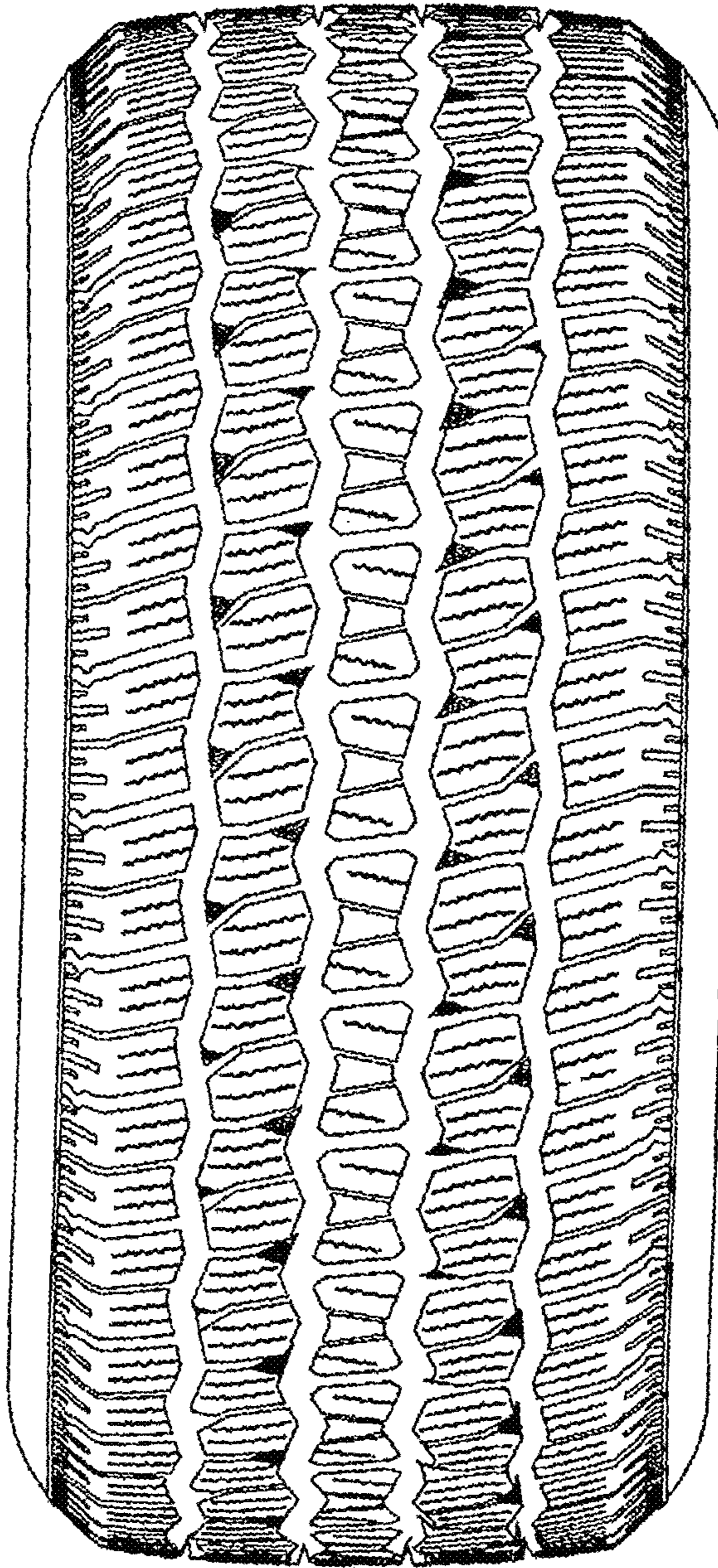


Fig. 1

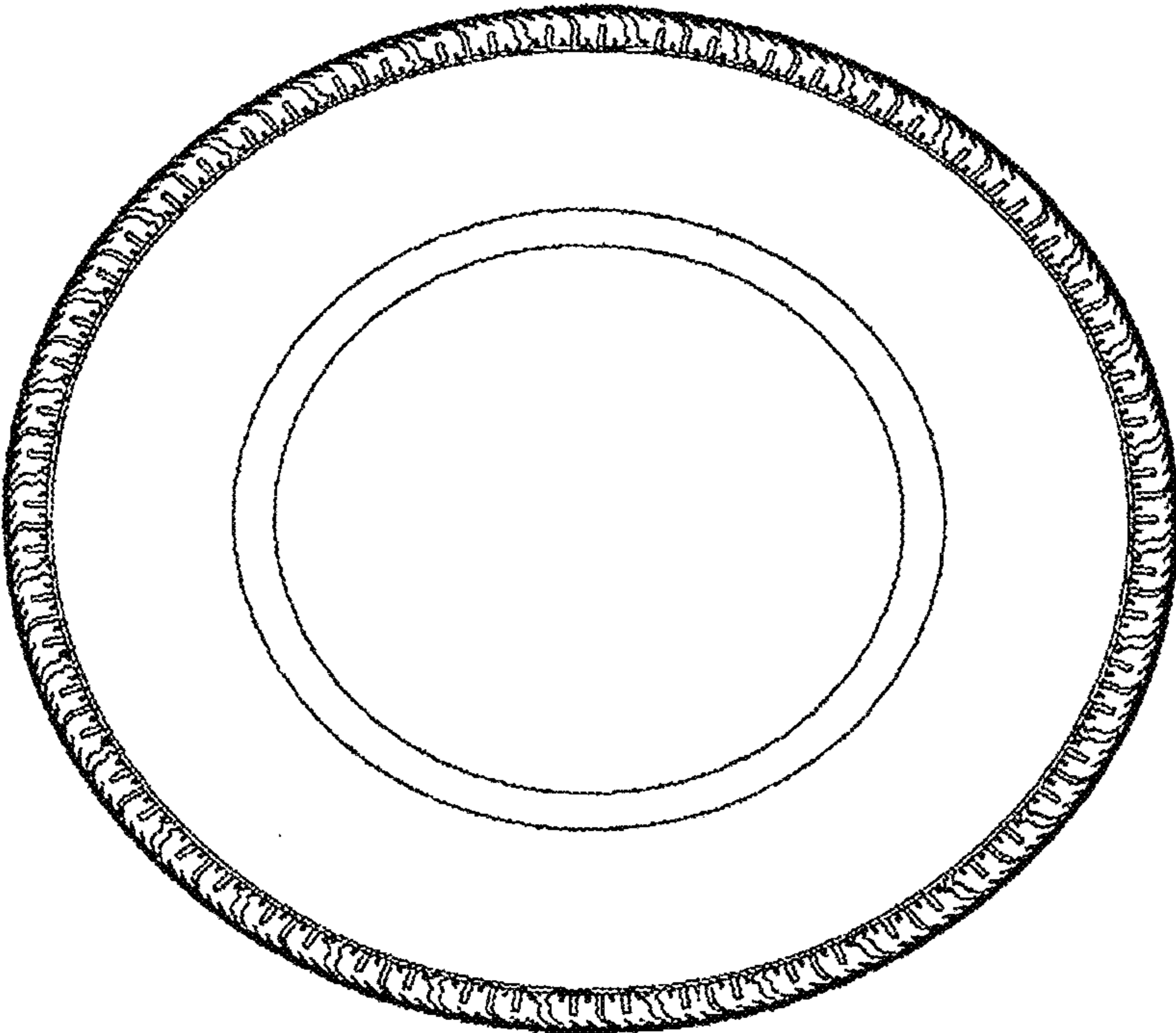


Fig. 2

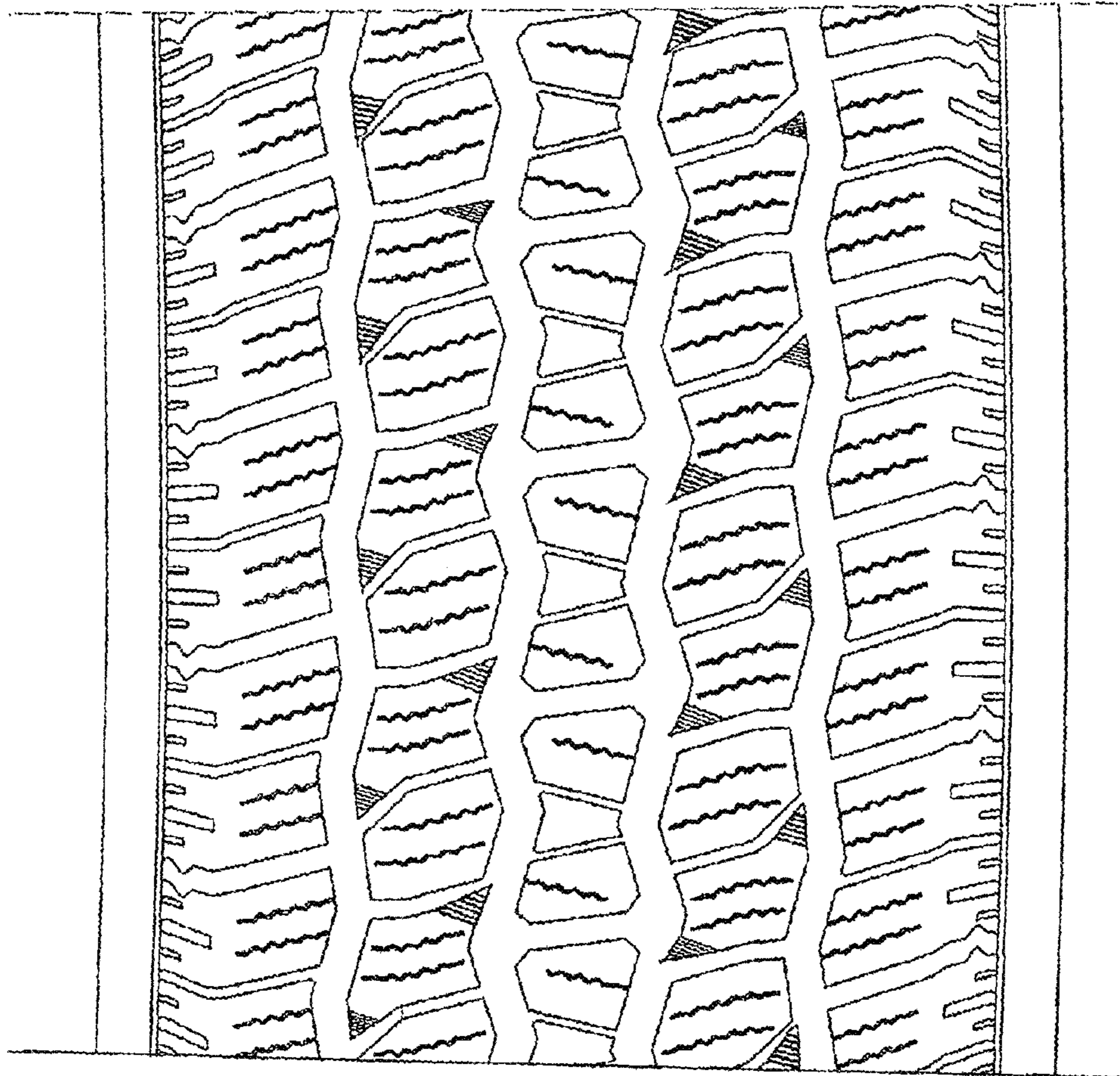


Fig. 3




Fig. 4