



US00D769800S

(12) **United States Design Patent** (10) **Patent No.:** **US D769,800 S**  
**Raatikainen et al.** (45) **Date of Patent:** **\*\* Oct. 25, 2016**

(54) **TIRE TREAD**

(56) **References Cited**

(71) Applicants: **Jouni Juhani Raatikainen**, Lempäälä, FL (US); **Henri Sakari Kossi**, Nokia (FI); **Mikko Tapani Väänänen**, Nokia (FI); **Marko Christer Johannes Ylitolva**, Nokia (FI)

U.S. PATENT DOCUMENTS

D384,617 S	*	10/1997	Regallis .....	D12/590
D418,454 S	*	1/2000	Himuro .....	D12/590
D427,551 S	*	7/2000	Weber .....	D12/588
D458,213 S	*	6/2002	Guspodin .....	D12/590
D601,951 S	*	10/2009	Haga .....	D12/590
D610,970 S	*	3/2010	You .....	D12/590
D654,014 S	*	2/2012	Nobunaga .....	D12/587
D659,084 S	*	5/2012	Graas .....	D12/590
D734,246 S	*	7/2015	Parr .....	D12/601

(72) Inventors: **Jouni Juhani Raatikainen**, Lempäälä, FL (US); **Henri Sakari Kossi**, Nokia (FI); **Mikko Tapani Väänänen**, Nokia (FI); **Marko Christer Johannes Ylitolva**, Nokia (FI)

\* cited by examiner

(73) Assignee: **BLACK DONUTS ENGINEERING OY**, Pirkkala (FI)

*Primary Examiner* — Robert M Spear

(74) *Attorney, Agent, or Firm* — Thompson Hine LLP

(\*\*) Term: **15 Years**

(21) Appl. No.: **29/530,658**

(57) **CLAIM**

The ornamental design for tire tread, as shown and described.

(22) Filed: **Jun. 18, 2015**

(30) **Foreign Application Priority Data**

**DESCRIPTION**

Dec. 18, 2014 (EM) ..... 002601468-0002

(51) **LOC (10) Cl.** ..... **12-15**

(52) **U.S. Cl.**  
USPC ..... **D12/590**

(58) **Field of Classification Search**  
USPC ..... D12/559, 564, 586, 588, 589, 590, 591,  
D12/594, 595, 598, 600, 601, 602, 603  
CPC ... B60C 11/0306; B60C 11/11; B60C 11/12;  
B60C 11/0311; B60C 11/0346; B60C  
11/0386

FIG. 1 is a perspective view of one embodiment of the design;

FIG. 2 is a front view of the design of FIG. 1;

FIG. 3 is a side view of a first side of the design of FIG. 1;

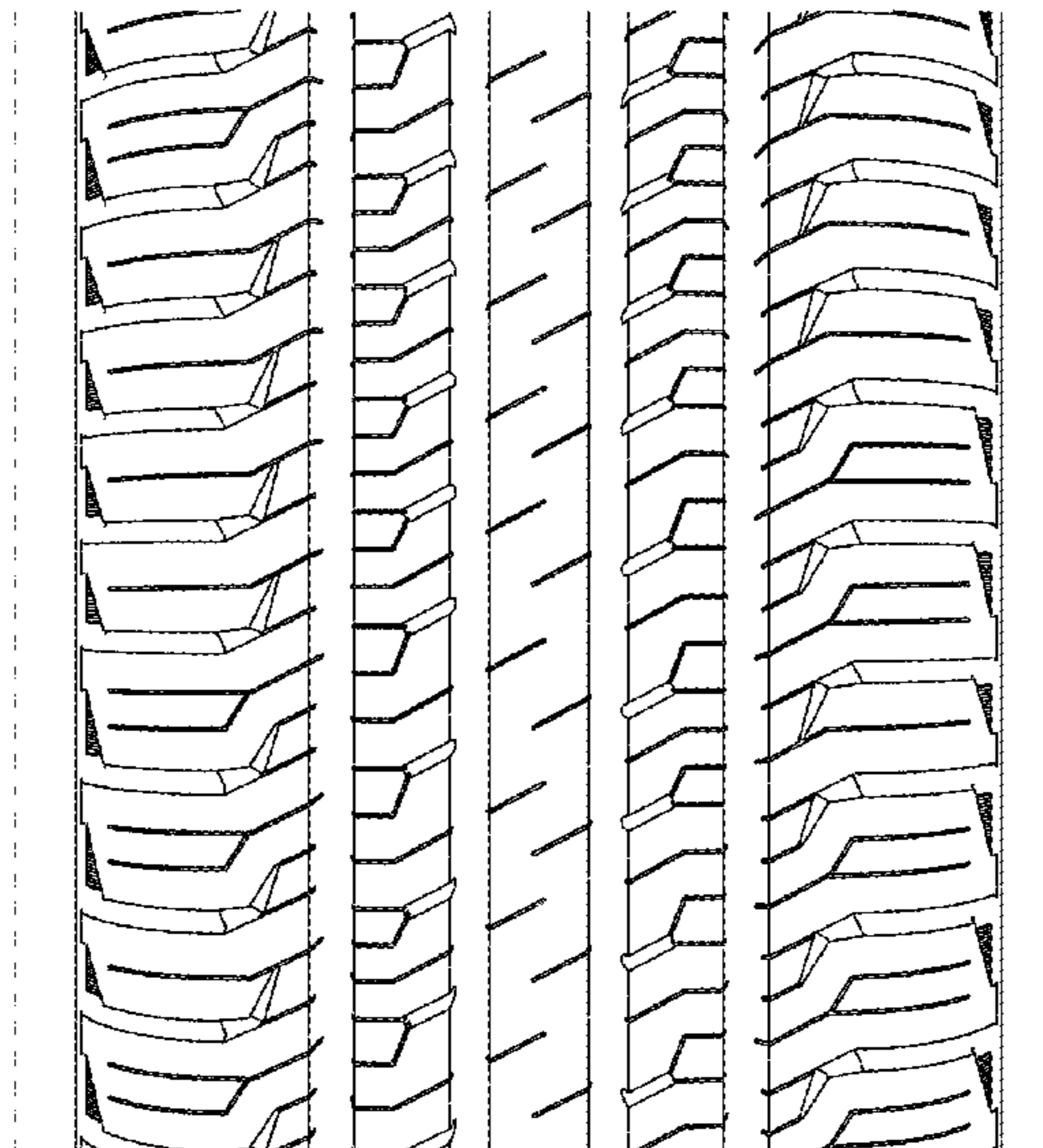
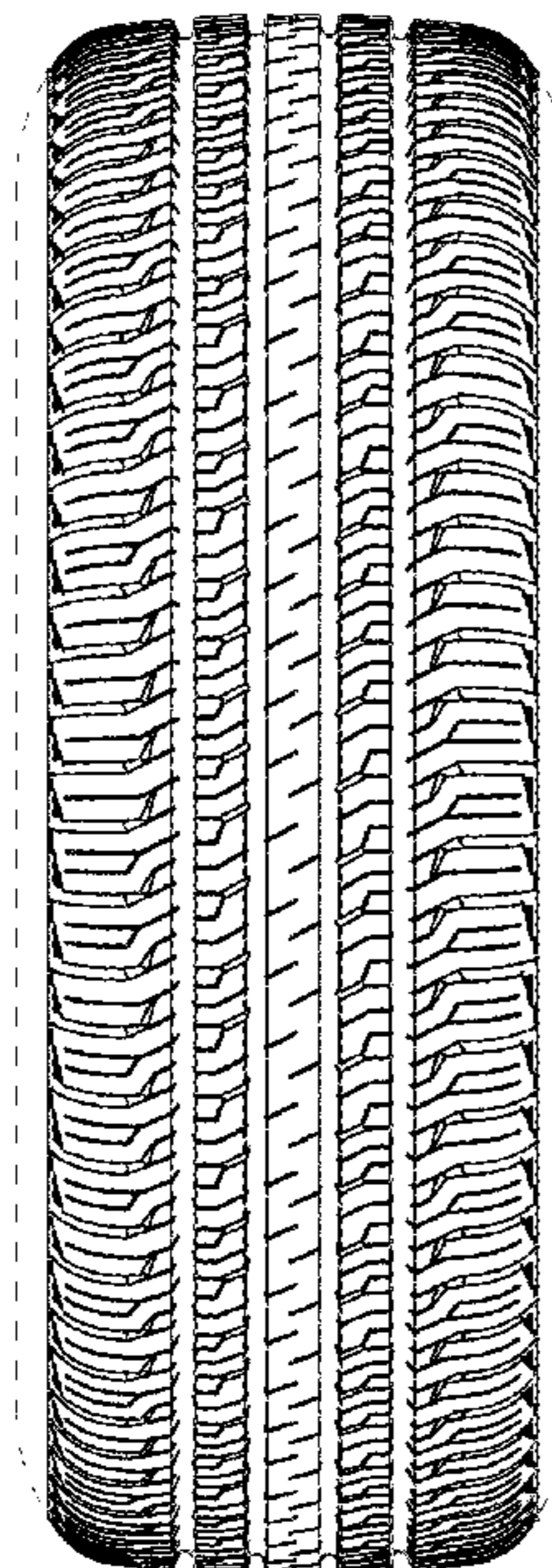
FIG. 4 is a side view of a second side of the design of FIG. 1; and,

FIG. 5 is a detail view of a portion of FIG. 2.

In the drawings, the broken lines depict environmental subject matter only and form no part of the claimed design.

See application file for complete search history.

**1 Claim, 5 Drawing Sheets**



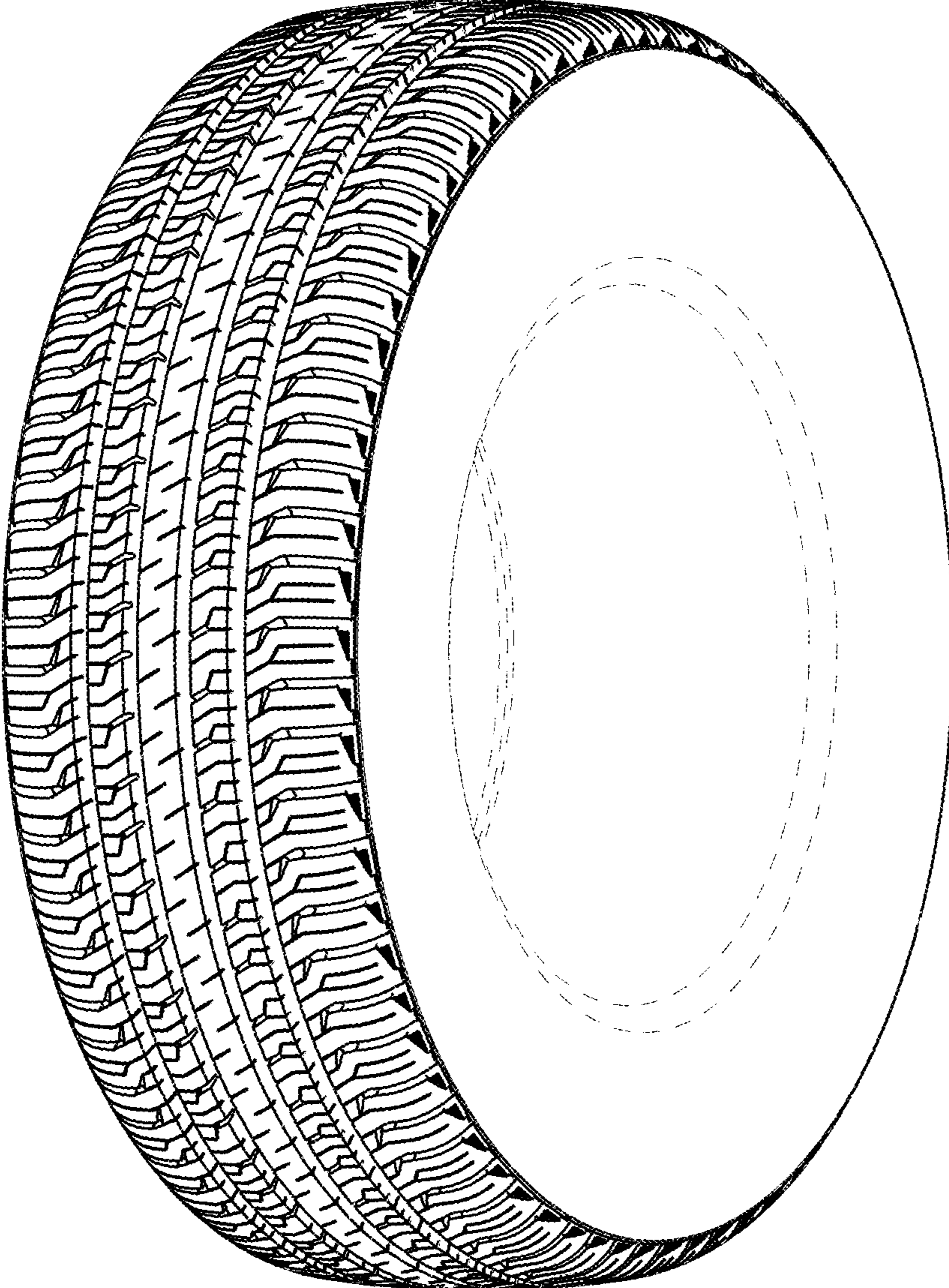


FIG. 1

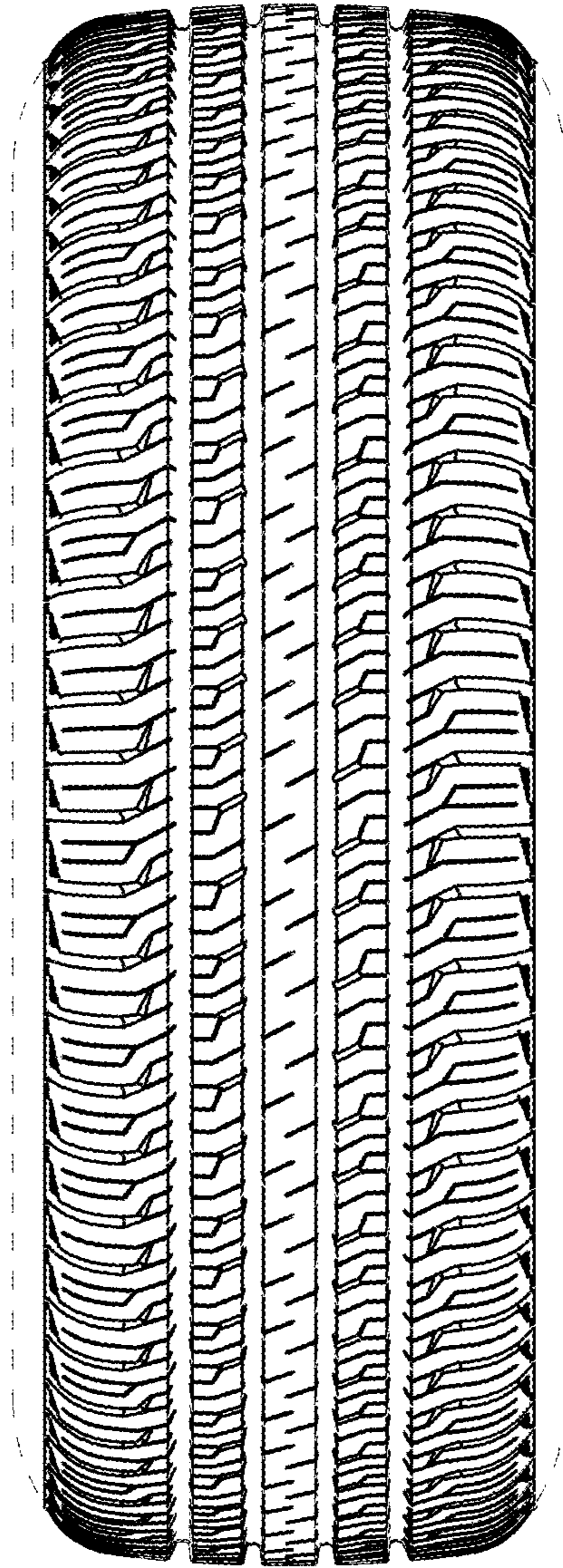


FIG. 2

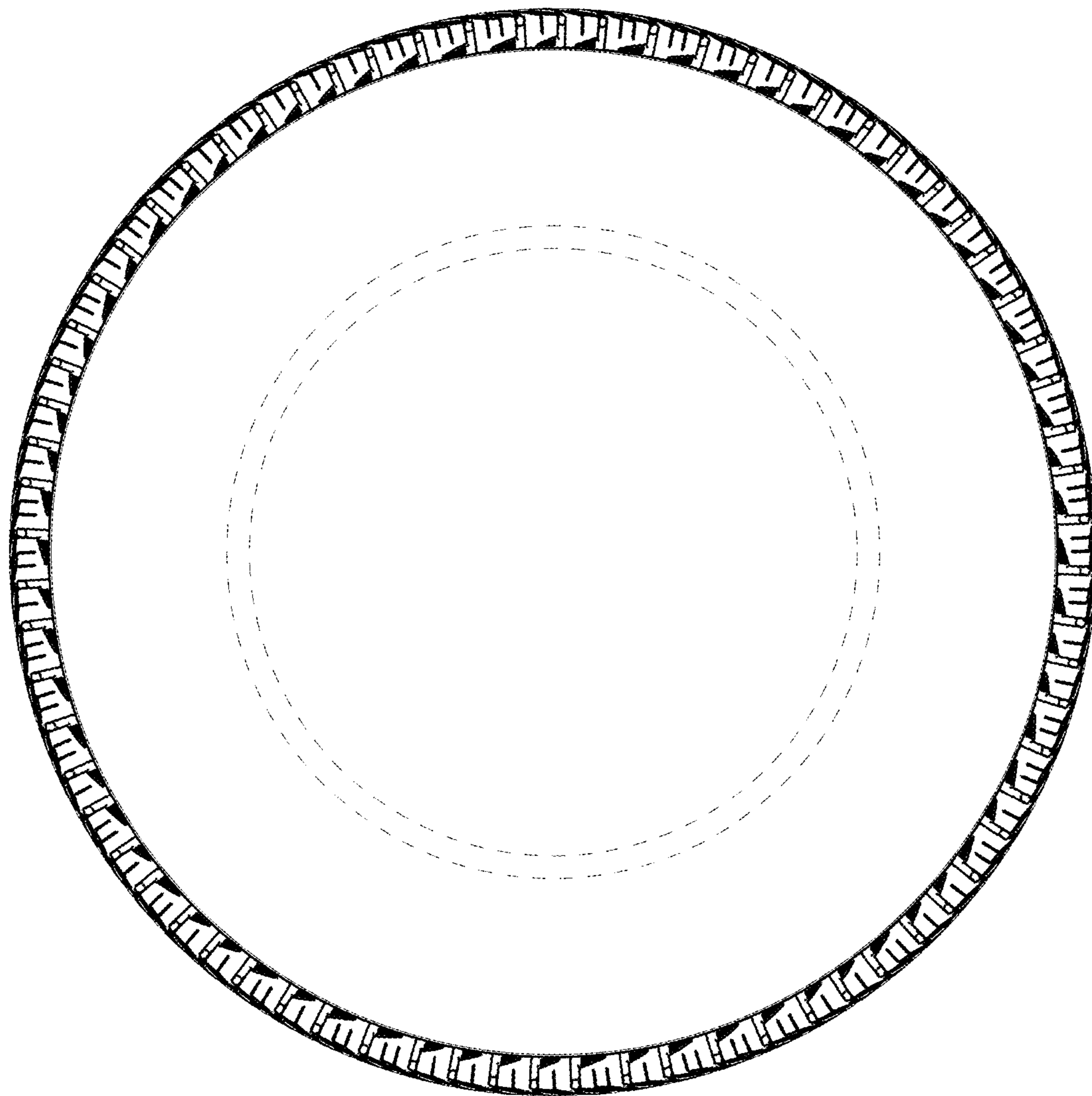


FIG. 3




FIG. 4

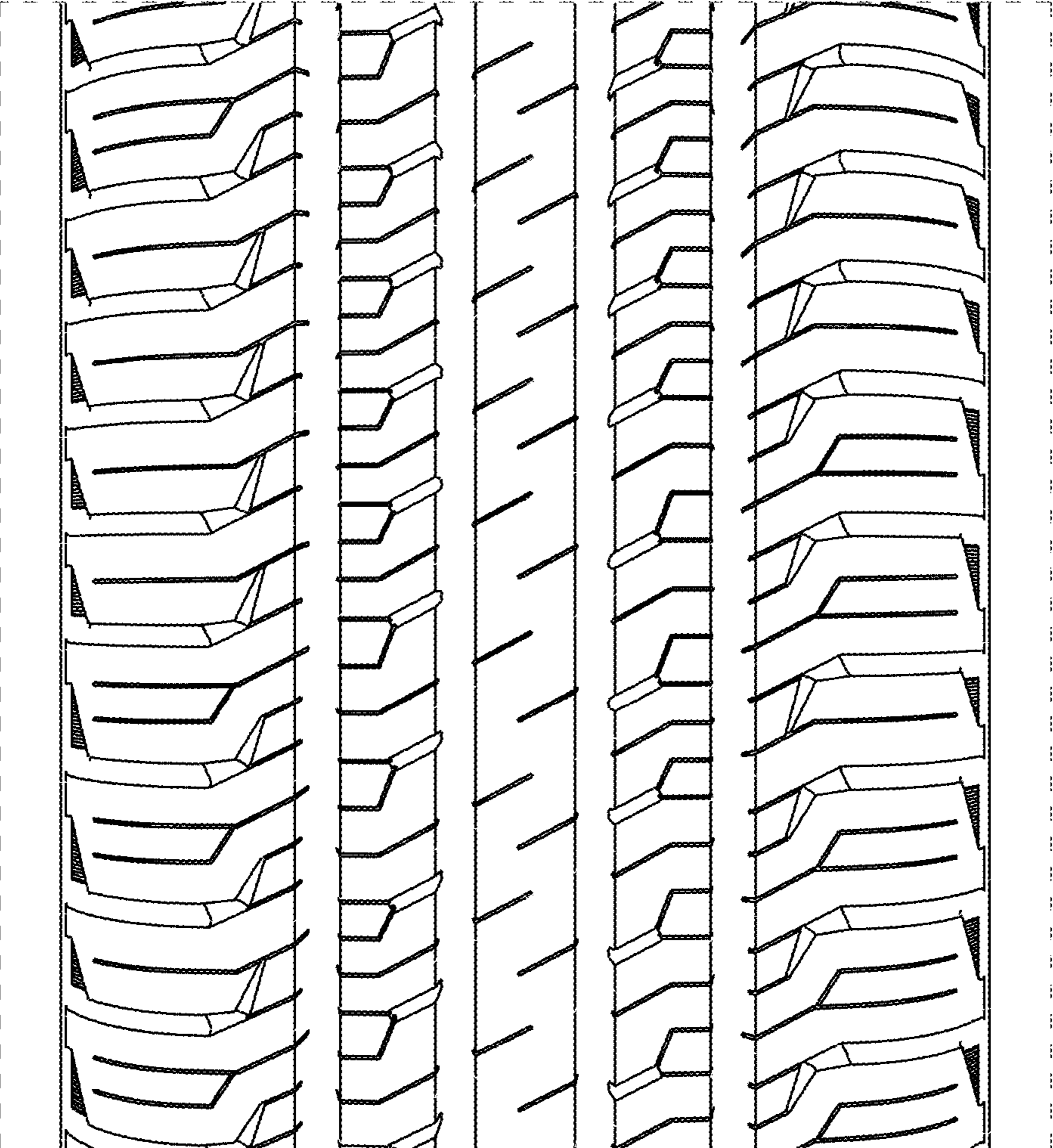


FIG. 5