



US00D769796S

(12) **United States Design Patent** (10) **Patent No.:** **US D769,796 S**  
**Gayton et al.** (45) **Date of Patent:** **\*\* Oct. 25, 2016**

(54) **TIRE TREAD**

(56) **References Cited**

(71) Applicants: **COMPAGNIE GENERALE DES ETABLISSEMENTS MICHELIN**, Clermont-Ferrand (FR); **Michelin Recherche et Technique S.A.**, Granges-Paccot (CH)

U.S. PATENT DOCUMENTS

D119,184 S *	2/1940	Lee .....	D12/584
D127,334 S *	5/1941	Thacker .....	D12/584
D313,782 S *	1/1991	Hazama .....	D12/584
D602,423 S *	10/2009	Westaway .....	D12/583
D620,879 S *	8/2010	Westaway .....	D12/583
D647,464 S *	10/2011	Scharis .....	D12/585
D653,198 S *	1/2012	Buchinger-Barnstorf ...	D12/585
D682,776 S *	5/2013	Miyazaki .....	D12/585
D690,258 S *	9/2013	Oraison .....	D12/583
D721,640 S *	1/2015	Oraison .....	D12/583

(72) Inventors: **Christophe Gayton**, Clermont-Ferrand (FR); **Walid Djabour**, Clermont-Ferrand (FR)

\* cited by examiner

(73) Assignees: **COMPAGNIE GENERALE DES ETABLISSEMENTS MICHELIN** (FR); **MICHELIN RECHERCHE ET TECHNIQUE S.A.** (CH)

*Primary Examiner* — Robert M Spear

(74) *Attorney, Agent, or Firm* — Dickinson Wright PLLC

(\*\*) Term: **15 Years**

(57) **CLAIM**

(21) Appl. No.: **29/530,364**

The ornamental design for a tire tread, as shown and described.

(22) Filed: **Jun. 16, 2015**

**DESCRIPTION**

(30) **Foreign Application Priority Data**

Dec. 16, 2014 (EM) ..... 002598763-0001

(51) **LOC (10) Cl.** ..... **12-15**

(52) **U.S. Cl.**  
USPC ..... **D12/582**

(58) **Field of Classification Search**  
USPC ..... D12/559, 564, 570, 574, 581, 582, 583, D12/584, 585, 586, 588, 589, 590, 591, 594, D12/595, 598, 600, 601, 602, 603  
CPC ... B60C 11/03; B60C 11/0306; B60C 11/11; B60C 11/12; B60C 11/0311; B60C 11/0346; B60C 11/0386


FIG. 1 is a perspective view of the tire tread of our design; FIG. 2 is a front elevation view of the tire tread of our design;

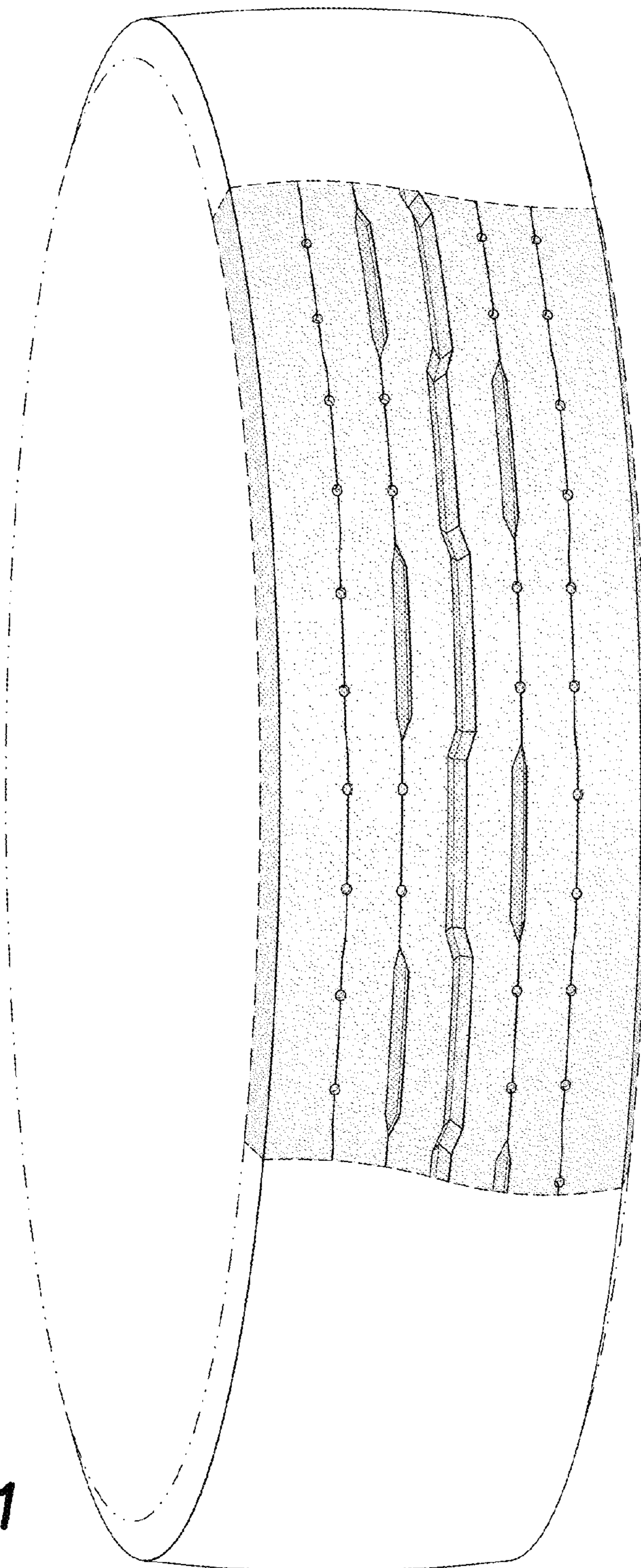
FIG. 3 is a side elevation view of the tire tread of our design; FIG. 4 is a side elevation view of the tire tread of our design, taken from the opposite side of that shown in FIG. 3; and, FIG. 5 is an enlarged, partial view of FIG. 1.

In the drawings, the broken lines depict environmental subject matter that forms no part of the claimed design. The dash-dot lines represent the peripheral boundary between the claimed tire tread and the unclaimed sidewall. The tread pattern is understood to repeat uniformly throughout the circumference of the tire.

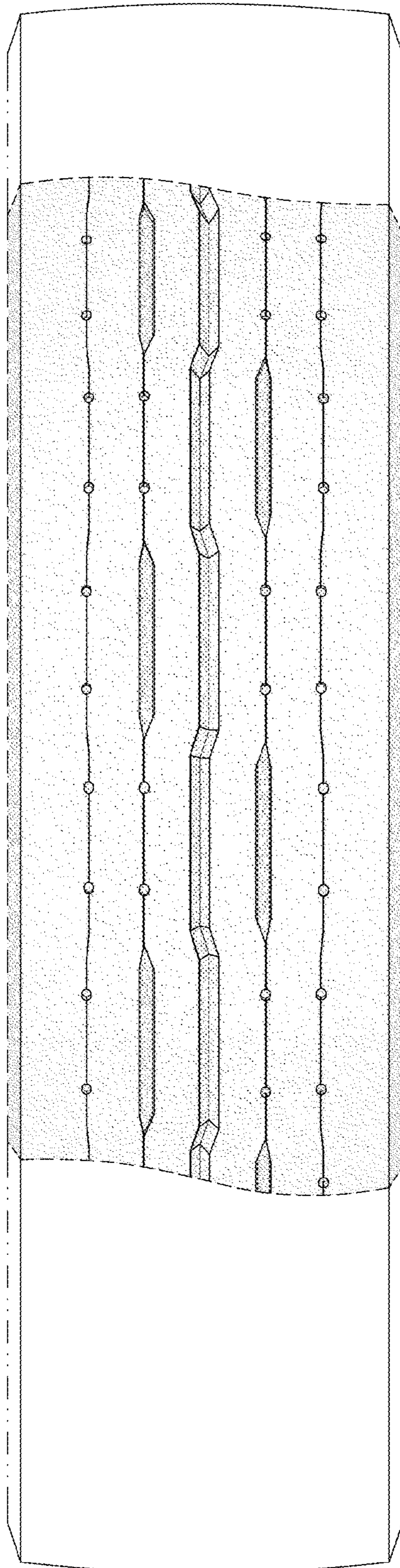
See application file for complete search history.

**1 Claim, 5 Drawing Sheets**







**FIG. 1**



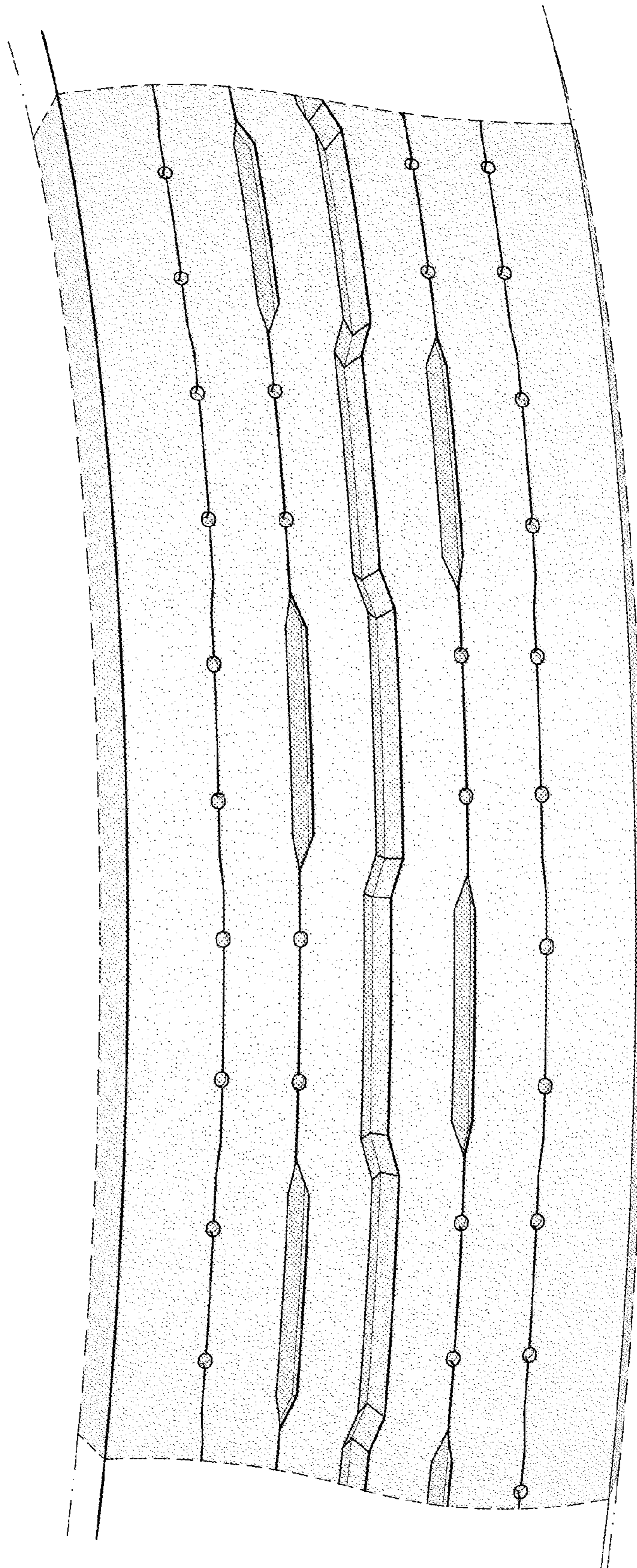
**FIG. 2**



**FIG. 3**



**FIG. 4**



**FIG. 5**