



US00D769784S

(12) **United States Design Patent**
Bazinski

(10) **Patent No.:** **US D769,784 S**

(45) **Date of Patent:** **** Oct. 25, 2016**

(54) **VEHICLE WHEEL**

(71) Applicant: **Bayerische Motoren Werke
Aktiengesellschaft, Munich (DE)**

(72) Inventor: **Andrew Stephen Bazinski,
Amherstburg (CA)**

(73) Assignee: **Bayerische Motoren Werke
Aktiengesellschaft, Munich (DE)**

(**) Term: **15 Years**

(21) Appl. No.: **29/539,459**

(22) Filed: **Sep. 15, 2015**

(30) **Foreign Application Priority Data**

Mar. 16, 2015 (DE) 40 2015 100 249

(51) **LOC (10) Cl.** **12-16**

(52) **U.S. Cl.**
USPC **D12/209**

(58) **Field of Classification Search**
USPC D12/204-213
CPC B60B 7/00; B60B 7/02; B60B 7/04;
B60B 7/01; B60B 7/06; B60B 3/02; B60B
3/04; B60B 3/06; B60B 3/10; B60B 1/00;
B60B 1/08; B60B 1/10; B60B 1/12
See application file for complete search history.

(56) **References Cited**

U.S. PATENT DOCUMENTS

D421,953 S * 3/2000 Sims D12/211
D527,330 S * 8/2006 Madden D12/211
D527,333 S 8/2006 Blasi
D586,285 S * 2/2009 Fridie D12/211
D593,922 S 6/2009 Blasi
D596,552 S * 7/2009 Beermann D12/211
D613,230 S * 4/2010 Antoniadis D12/211

D617,714 S * 6/2010 Gallert D12/211
D622,649 S 8/2010 Weil
D626,489 S * 11/2010 Laengerer D12/211
D632,240 S * 2/2011 Szews D12/211
D666,953 S 9/2012 Pollmann
D669,010 S * 10/2012 Nakano D12/211
D671,881 S * 12/2012 Roura D12/211
D682,181 S * 5/2013 Zhao D12/211
D697,016 S * 1/2014 Gonser D12/211
D705,153 S * 5/2014 Hall D12/209
D718,207 S * 11/2014 Grake D12/211
D722,547 S * 2/2015 Zhao D12/211
D731,391 S * 6/2015 Zhao D12/211
D748,559 S * 2/2016 Zhao D12/211

FOREIGN PATENT DOCUMENTS

EM 000422795-0003 12/2005
EM 000997572-0007 10/2008
EM 001558883-0007 4/2010
EM 001846346-0005 8/2012

* cited by examiner

Primary Examiner — Stacia Cadmus

(74) *Attorney, Agent, or Firm* — Crowell & Moring LLP

(57) **CLAIM**

The ornamental design for a vehicle wheel, as shown and described.

DESCRIPTION

FIG. 1 is a perspective view of a vehicle wheel according to the design;
FIG. 2 is an additional perspective view thereof;
FIG. 3 is an additional perspective view thereof;
FIG. 4 is a front view thereof;
FIG. 5 is a rear view thereof in a lighter gray scale, representing environmental features that form no part of the claimed design; and,
FIG. 6 is a side view thereof.

1 Claim, 6 Drawing Sheets







Fig. 1



Fig. 2



Fig. 3



Fig. 4




Fig. 5




Fig. 6