



US00D769777S

(12) **United States Design Patent**
Haigh

(10) **Patent No.:** **US D769,777 S**

(45) **Date of Patent:** **** Oct. 25, 2016**

- (54) **WHEELCHAIR HANDLE**
- (71) Applicant: **James H. Haigh**, Eden Prairie, MN (US)
- (72) Inventor: **James H. Haigh**, Eden Prairie, MN (US)
- (73) Assignee: **Centricare Corporation**, Minnetonka, MN (US)
- (**) Term: **15 Years**
- (21) Appl. No.: **29/529,289**
- (22) Filed: **Jun. 5, 2015**
- (51) **LOC (10) Cl.** **12-12**
- (52) **U.S. Cl.**
USPC **D12/133**
- (58) **Field of Classification Search**
USPC D12/128–133
CPC .. A61G 5/00–5/14; A61H 3/00; A61H 3/04;
A61H 2003/001–2003/007; A61H 2003/043;
A61H 2003/046
See application file for complete search history.

D573,921 S *	7/2008	Guzman	D12/133
7,694,606 B1 *	4/2010	Williams	A61G 5/10 74/551.3
D631,403 S *	1/2011	Knopf	D12/133
D648,248 S *	11/2011	Braaten	D12/133
D654,833 S *	2/2012	Pettersson	D12/133
D705,134 S *	5/2014	Childs	D12/133
8,919,362 B1 *	12/2014	Mortenson	A45B 9/04 135/66
D720,664 S *	1/2015	Wang	D12/133
D720,666 S *	1/2015	Farmer	D12/133
D747,238 S *	1/2016	Mascull	D12/133
2012/0060878 A1 *	3/2012	Thiessens	A45B 1/04 135/66

* cited by examiner

Primary Examiner — Charles Hanson

(74) *Attorney, Agent, or Firm* — DuFault Law Firm, P.C.;
Dustin R. DuFault

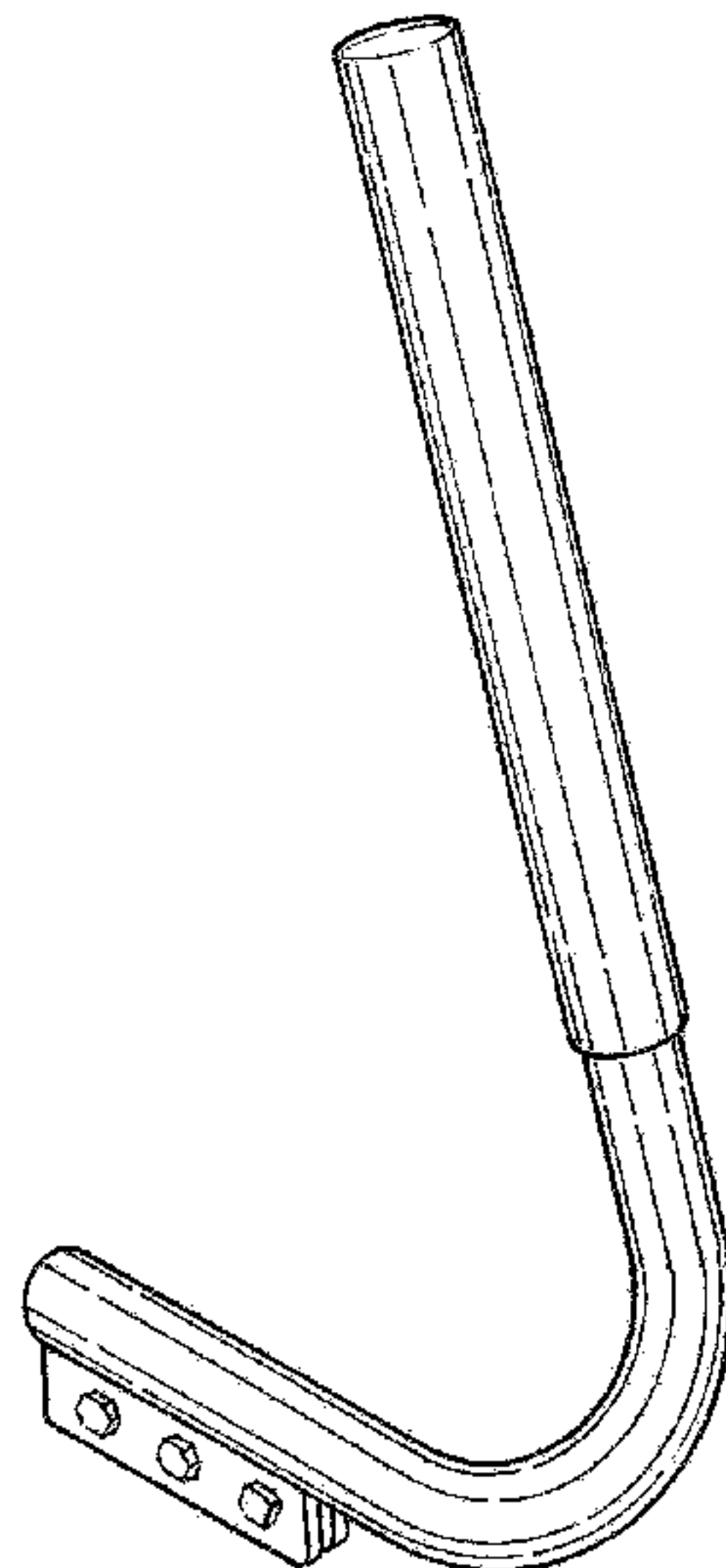
(57) **CLAIM**

I claim the ornamental design for a wheelchair handle, substantially as shown and described.

DESCRIPTION

FIG. 1 is a perspective view of a wheelchair handle in accordance with the present design.
 FIG. 2 is a back view of the wheelchair handle in accordance with the present design.
 FIG. 3 is a frontal view of the wheelchair handle in accordance with the present design.
 FIG. 4 is a left-side view of the wheelchair handle in accordance with the present design.
 FIG. 5 is a right-side view of the wheelchair handle in accordance with the present design.
 FIG. 6 is a top view of the wheelchair handle in accordance with the present design; and,
 FIG. 7 is a bottom view of the wheelchair handle in accordance with the present design.

1 Claim, 4 Drawing Sheets



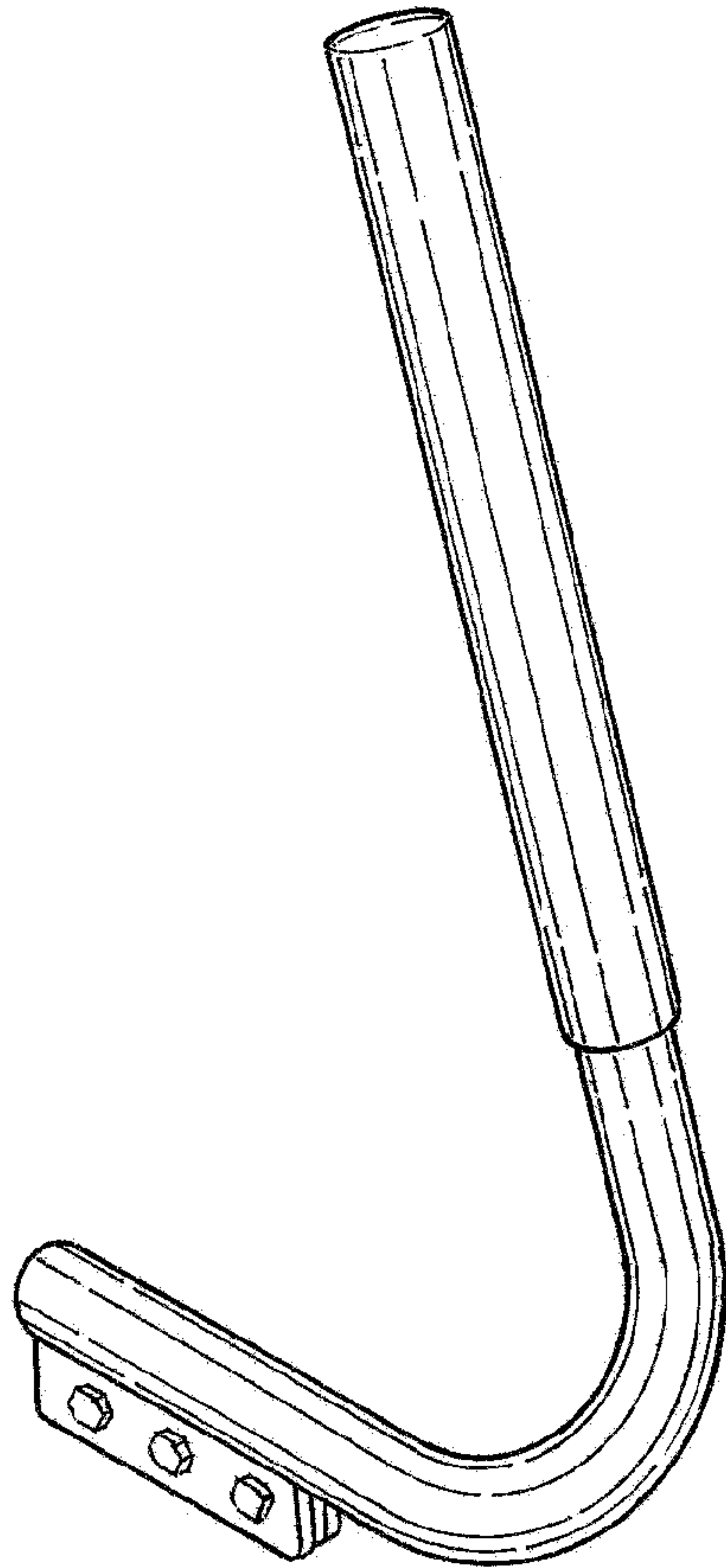


FIG.1



FIG. 2



FIG. 3

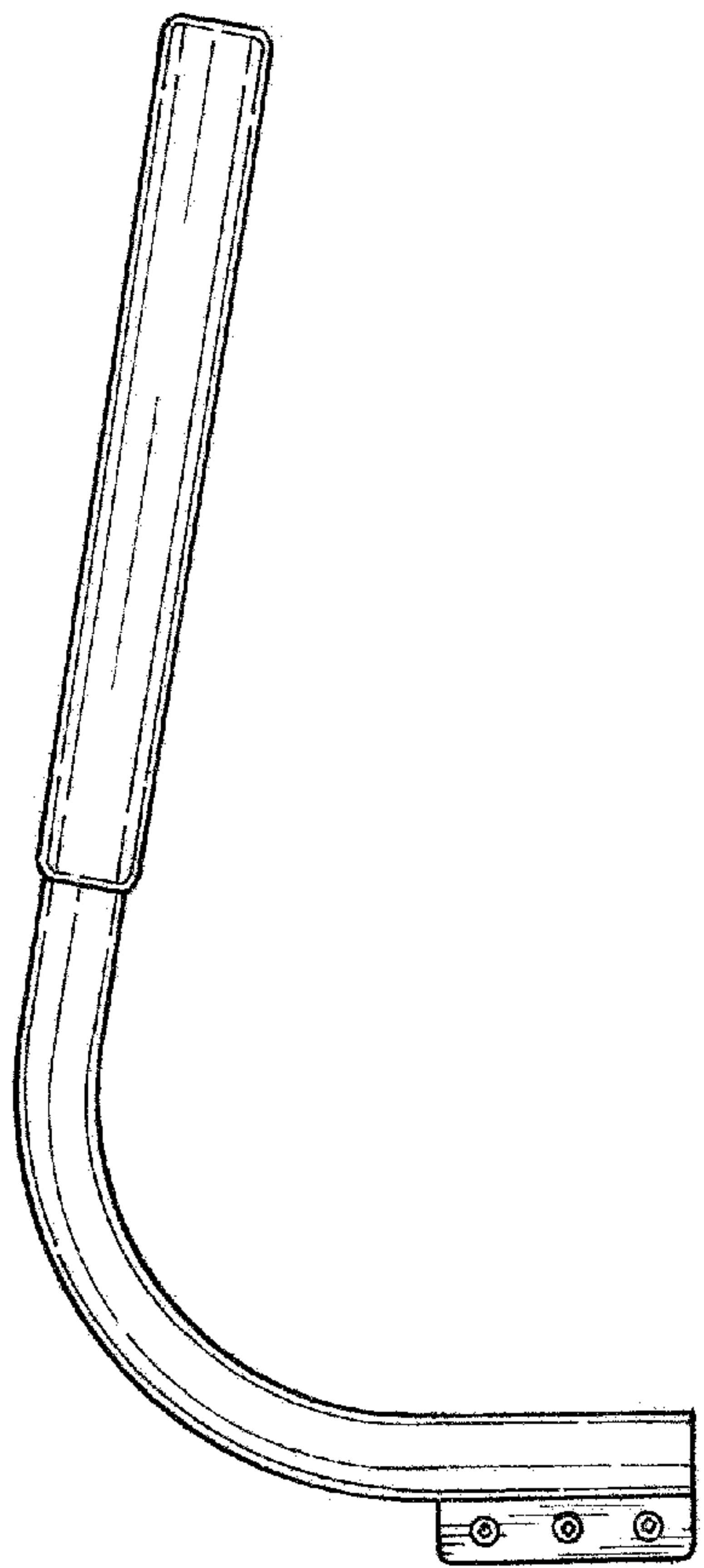


FIG. 4

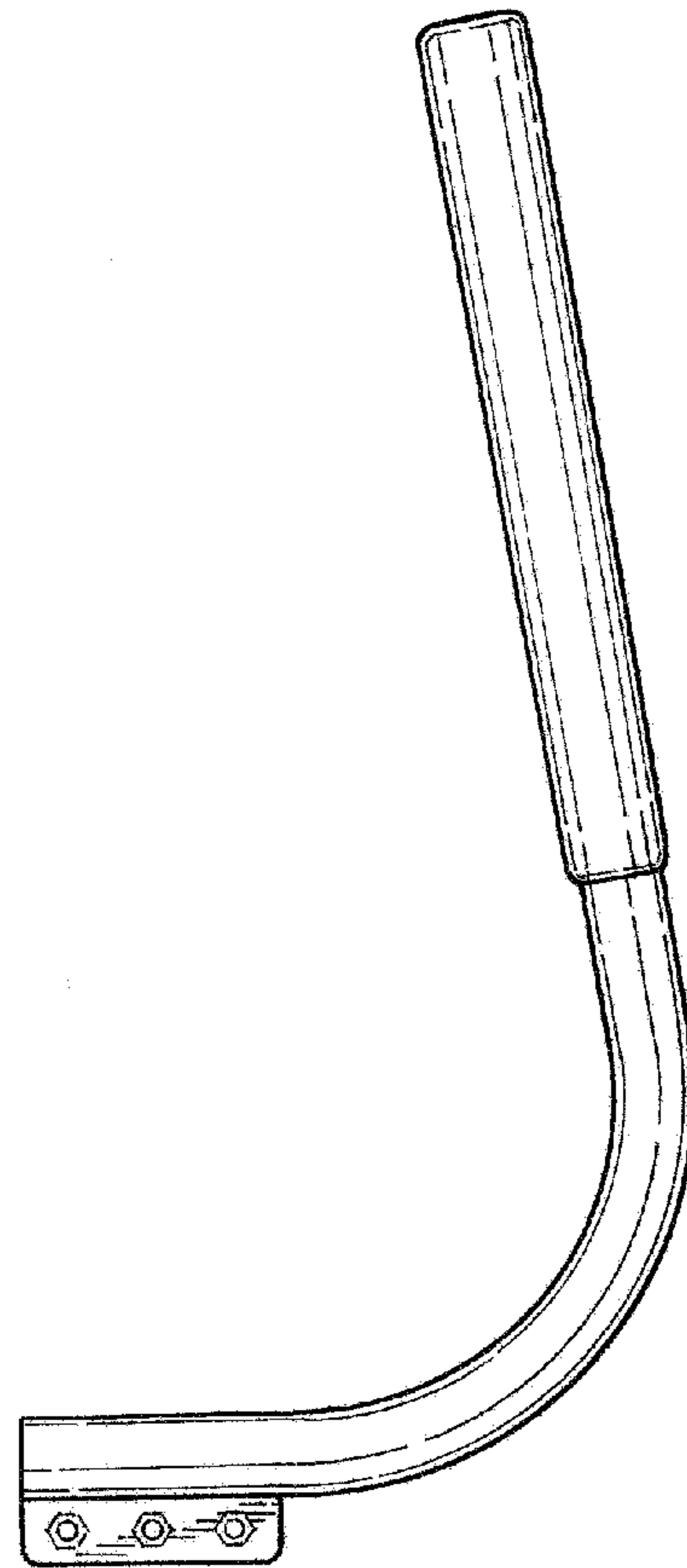


FIG. 5

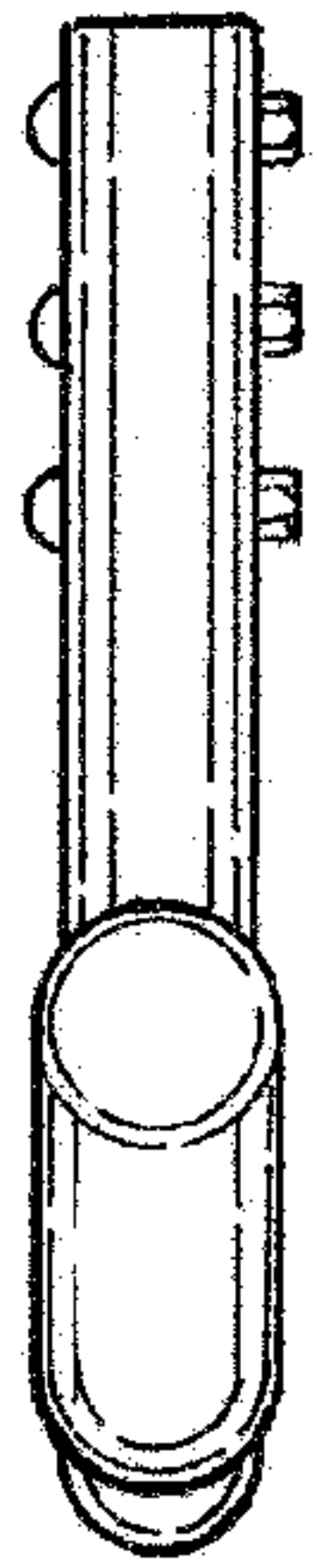


FIG. 6




FIG. 7