



US00D769774S

(12) **United States Design Patent**
Lesnik et al.

(10) **Patent No.:** **US D769,774 S**
(45) **Date of Patent:** **** Oct. 25, 2016**

(54) **VEHICLE, TOY, AND/OR REPLICAS
THEREOF**

D711,790 S * 8/2014 Futschik D12/164
D716,198 S * 10/2014 Futschik D12/164
D744,383 S * 12/2015 Futschik D12/164
D747,671 S * 1/2016 Frei D12/164

(71) Applicant: **Daimler AG**, Stuttgart (DE)

* cited by examiner

(72) Inventors: **Robert Lesnik**, Leonberg (DE);
Gorden Wagener, Gaeufelden (DE)

Primary Examiner — Melody N Brown

(73) Assignee: **Daimler AG**, Stuttgart (DE)

(74) *Attorney, Agent, or Firm* — Crowell & Moring LLP

(**) Term: **14 Years**

(57) **CLAIM**

The ornamental design for a vehicle, toy, and/or replicas thereof, as shown and described.

(21) Appl. No.: **29/524,885**

DESCRIPTION

(22) Filed: **Apr. 24, 2015**

This application contains subject matter related to the following co-pending U.S. design patent applications:

(30) **Foreign Application Priority Data**

Application Ser. No. 29/524,875, filed herewith and entitled "Vehicle, Toy, and/or Replicas Thereof";

Oct. 27, 2014 (WO) DM/084841

Application Ser. No. 29/524,876, filed herewith and entitled "Front Portion of a Vehicle, Toy, and/or Replicas Thereof";

(51) **LOC (10) Cl.** **12-08**

Application Ser. No. 29/524,878, filed herewith and entitled "Front Portion of a Vehicle, Toy, and/or Replicas Thereof";

(52) **U.S. Cl.**

USPC **D12/92**

Application Ser. No. 29/524,880, filed herewith and entitled "Front Bumper for a Vehicle";

(58) **Field of Classification Search**

USPC D12/86, 90-92, 164; D21/421, 433,
D21/434; 296/181.1, 181.5

Application Ser. No. 29/524,886, filed herewith and entitled "Rear Bumper for a Vehicle";

CPC B62D 35/00; B62D 25/00; B62D 25/06;
B62D 25/08; B62D 33/00

Application Ser. No. 29/524,887, filed herewith and entitled "Rear Bumper for a Vehicle".

See application file for complete search history.

FIG. 1 is a left, front perspective view of a vehicle, toy, and/or replicas thereof according to the design;

(56) **References Cited**

FIG. 2 is a left, rear perspective view thereof;

U.S. PATENT DOCUMENTS

FIG. 3 is a left side view thereof;

D580,826 S * 11/2008 Rhoades D12/92

FIG. 4 is a right side view thereof;

D601,924 S 10/2009 Bauer et al.

FIG. 5 is a front view thereof;

D602,410 S 10/2009 Bauer et al.

FIG. 6 is a rear view thereof; and,

D664,078 S * 7/2012 Futschik D12/164

FIG. 7 is a top view thereof.

D701,798 S * 4/2014 Futschik D12/164


The broken lines are for illustrative purposes only and form no part of the claimed design.

D703,112 S * 4/2014 Futschik D12/164

1 Claim, 6 Drawing Sheets

D703,584 S * 4/2014 Futschik D12/92

D703,591 S * 4/2014 Kwon D12/169



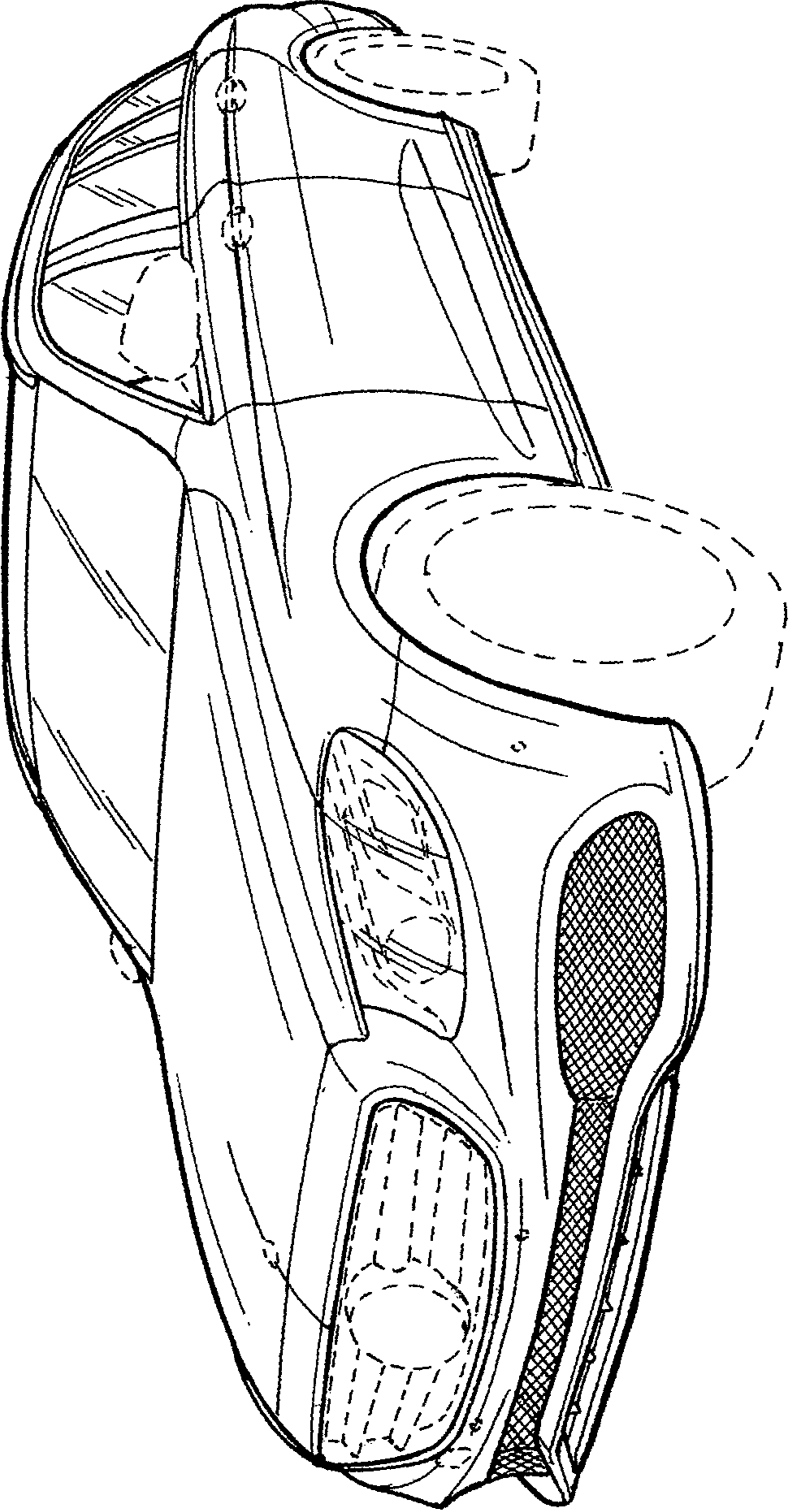


FIG. 1

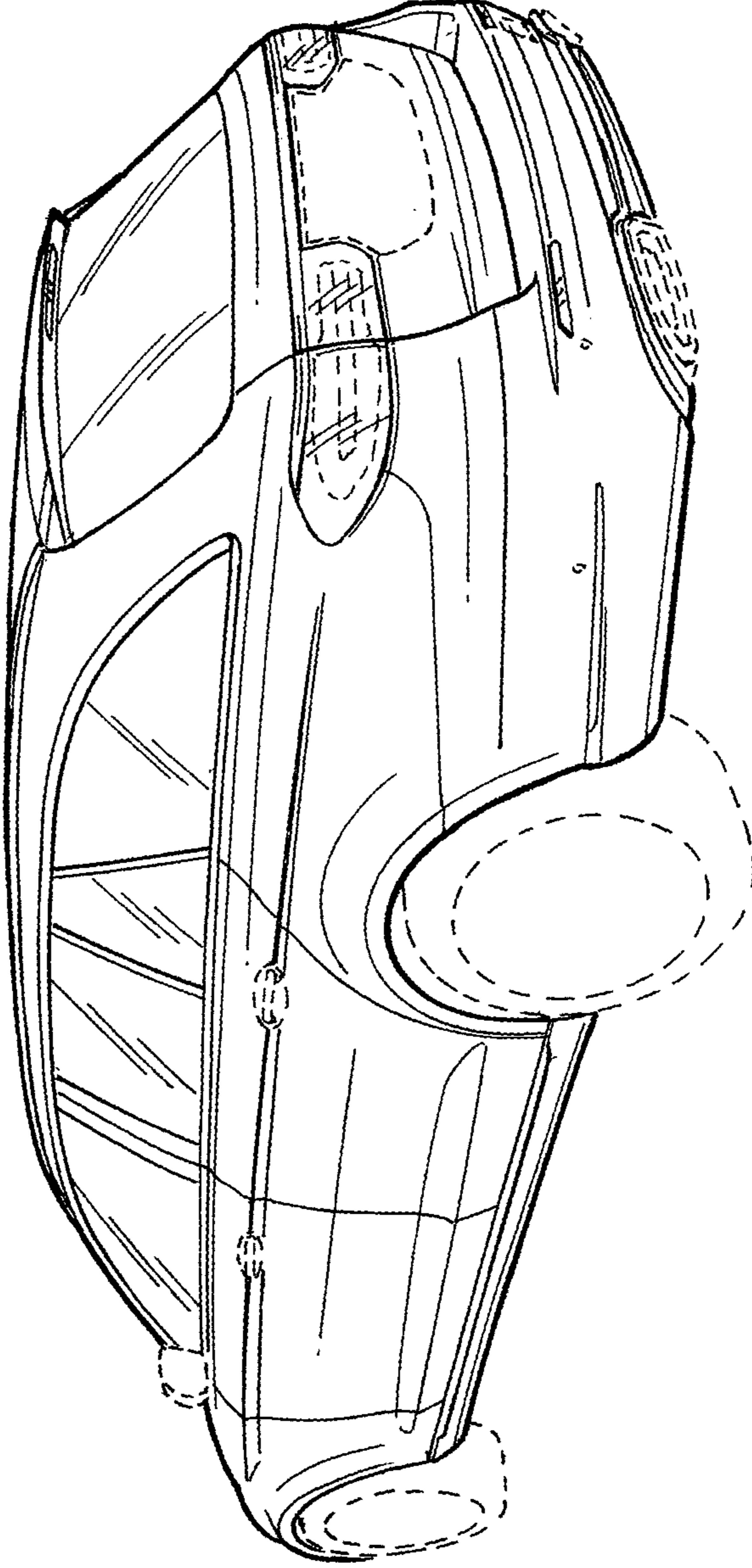


FIG. 2

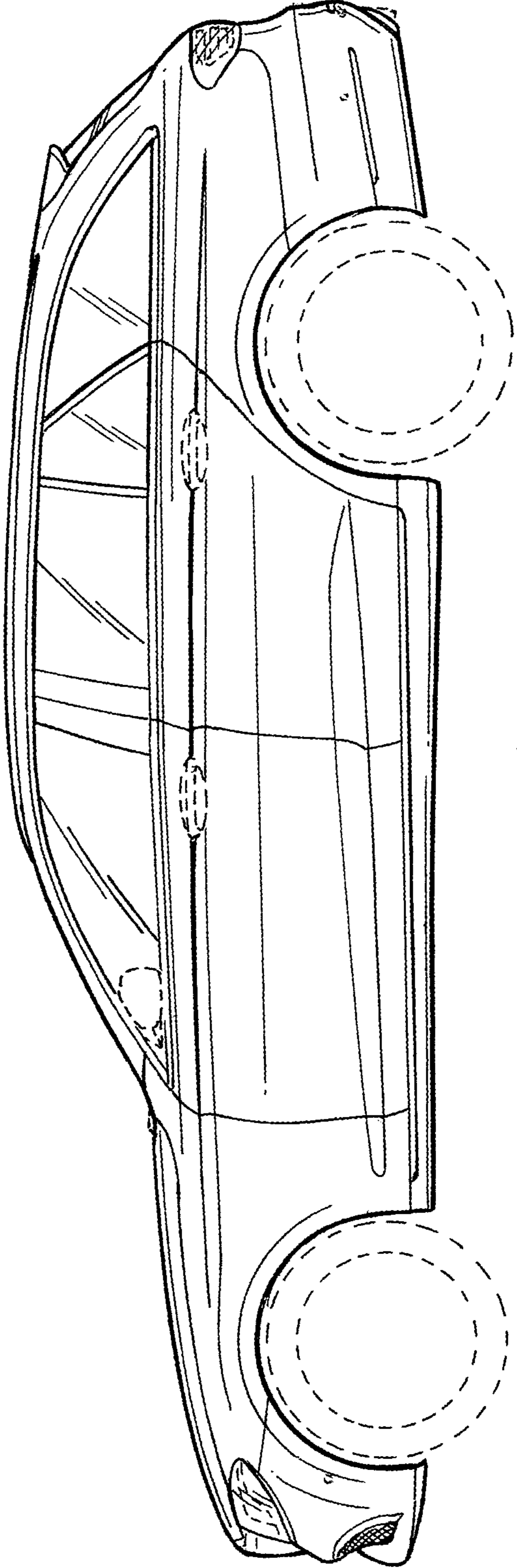


FIG. 3

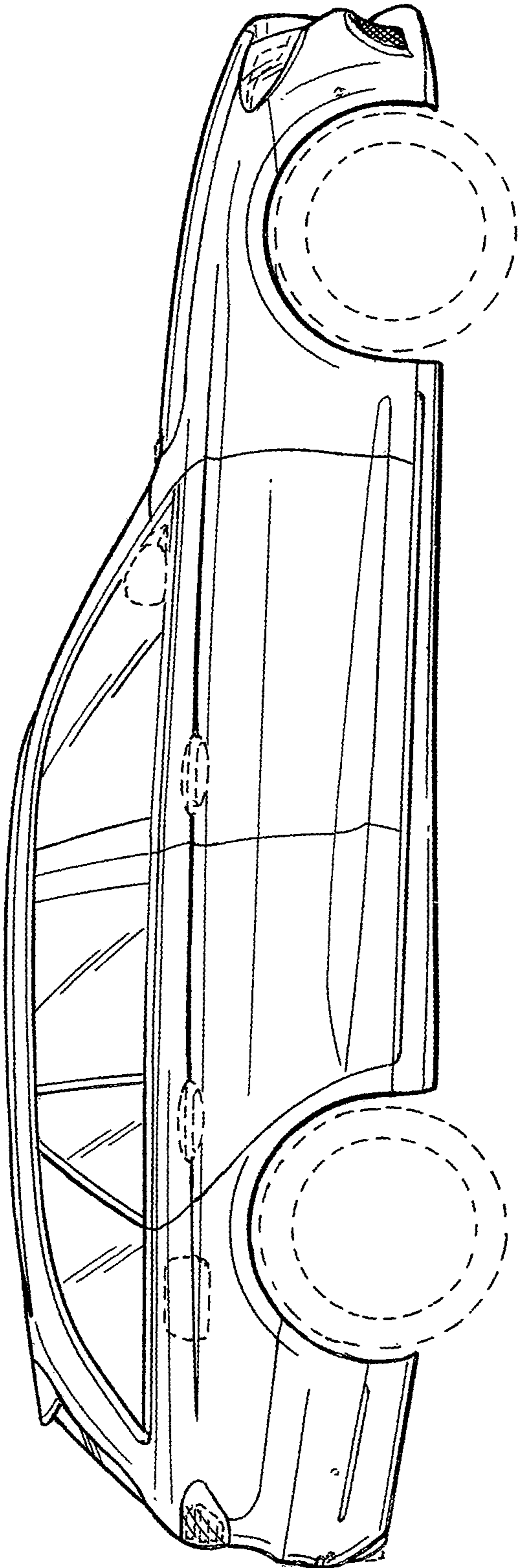


FIG. 4




FIG. 5




FIG. 6

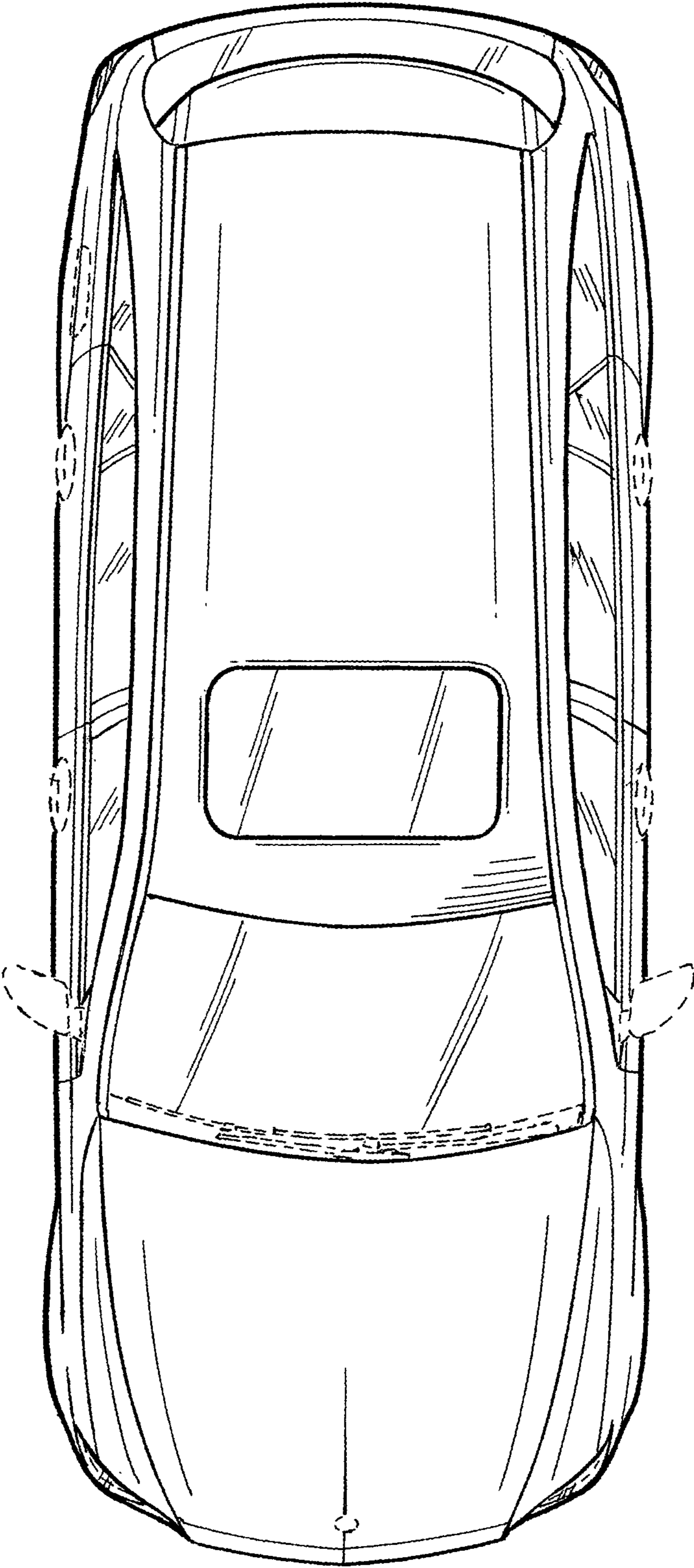


FIG. 7