



US00D769772S

(12) **United States Design Patent**
Howard

(10) **Patent No.:** **US D769,772 S**
(45) **Date of Patent:** **** Oct. 25, 2016**

(54) **FIGURINE**

(71) Applicant: **Byron G. Howard**, Fort Worth, TX
(US)

(72) Inventor: **Byron G. Howard**, Fort Worth, TX
(US)

(**) Term: **15 Years**

(21) Appl. No.: **29/535,658**

(22) Filed: **Aug. 9, 2015**

(51) **LOC (10) Cl.** **11-02**

(52) **U.S. Cl.**
USPC **D11/158**; D21/611

(58) **Field of Classification Search**
USPC D11/131, 157, 158; D21/585, 592, 596,
D21/604, 611-613, 621, 622, 650, 483, 576,
D21/161; D3/211; D30/160; 446/268, 269,
446/276, 277, 279, 285; 119/702, 707-711;
D6/598
CPC A63H 3/00; A63H 3/02; A63H 3/06;
A63H 3/14; A63H 3/28; A63H 33/00;
A63H 33/003; A63H 33/004
See application file for complete search history.

(56) **References Cited**

U.S. PATENT DOCUMENTS

D233,539 S * 11/1974 Echterling D21/611
D234,857 S * 4/1975 Dawson D21/611
D268,917 S * 5/1983 Carbajales
Santa-Eulalia D11/158
D276,324 S * 11/1984 Carbajales
Santa-Eulalia D11/158
D418,553 S * 1/2000 Sisler D21/611
D420,406 S * 2/2000 Stephensen D21/576

D428,081 S * 7/2000 Reithmeier D21/611
D437,898 S * 2/2001 Phillipson D21/611
D467,688 S * 12/2002 Yamazaki D21/611
D472,921 S * 4/2003 Brevik D19/34
D610,629 S * 2/2010 Brown D21/612
D661,891 S * 6/2012 van der Lande D21/611
D703,770 S * 4/2014 Carlson D21/611
D707,308 S * 6/2014 Carlson D21/611
D721,614 S * 1/2015 Smith D11/158
D758,506 S * 6/2016 Costa Escolano D21/611
2008/0192580 A1 * 8/2008 Larian G04C 21/00
368/10
2010/0062677 A1 * 3/2010 Savoni A63H 33/26
446/139

* cited by examiner

Primary Examiner — Cathron Brooks
Assistant Examiner — Teddy Falloway
(74) *Attorney, Agent, or Firm* — Damon R. Hickman


(57) **CLAIM**

The ornamental design for the figurine, as shown and described.

DESCRIPTION

FIG. 1 is a perspective view of a figurine according to the present application.
FIG. 2 is a front view of the figurine of FIG. 1.
FIG. 3 is a back view of the figurine of FIG. 1.
FIG. 4 is a right side view of the figurine of FIG. 1.
FIG. 5 is a left side view of the figurine of FIG. 1.
FIG. 6 is a top view of the figurine of FIG. 1; and,
FIG. 7 is a bottom view of the figurine of FIG. 1.

1 Claim, 7 Drawing Sheets








FIG. 2




FIG. 3




FIG. 4

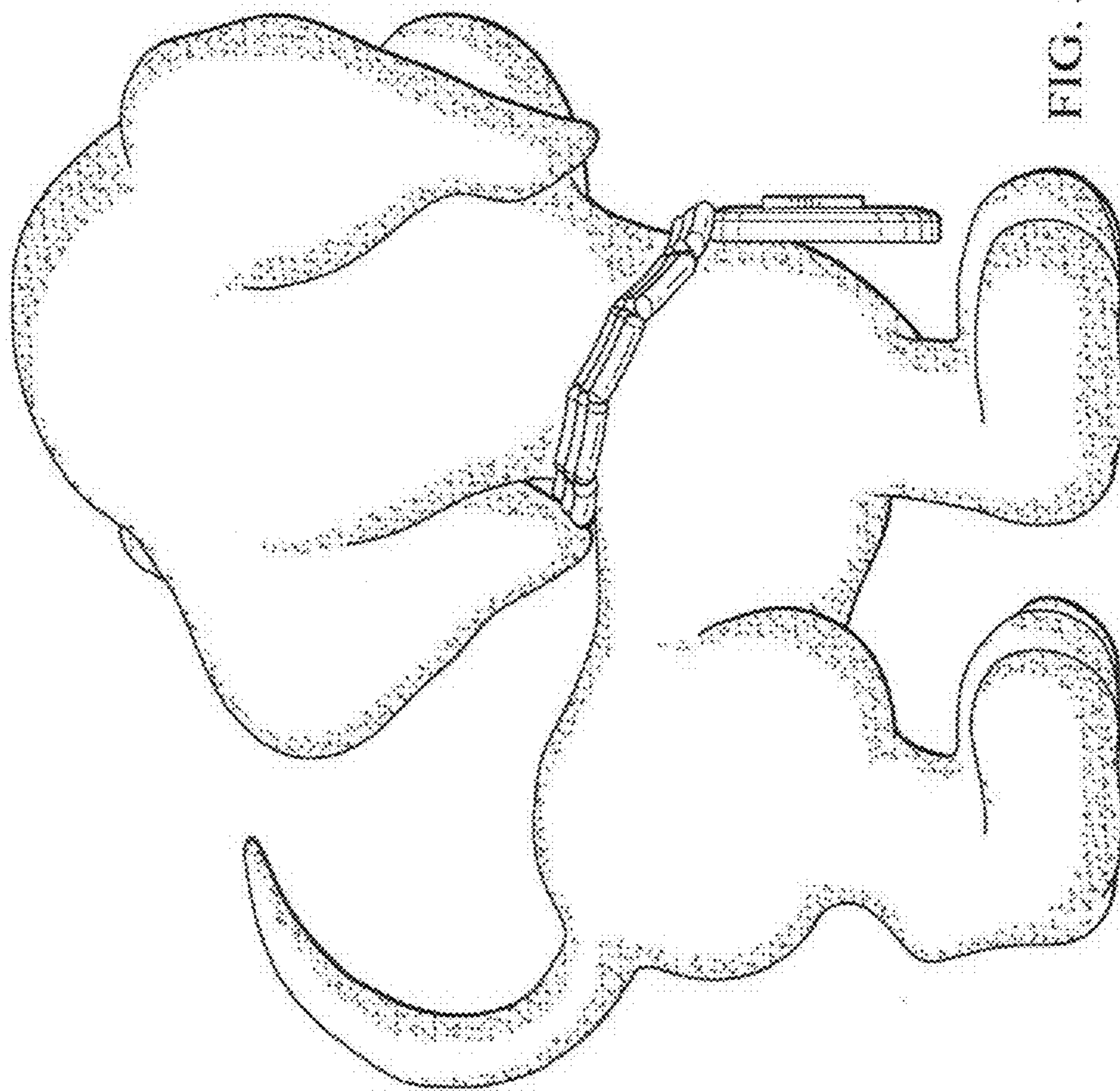


FIG. 5

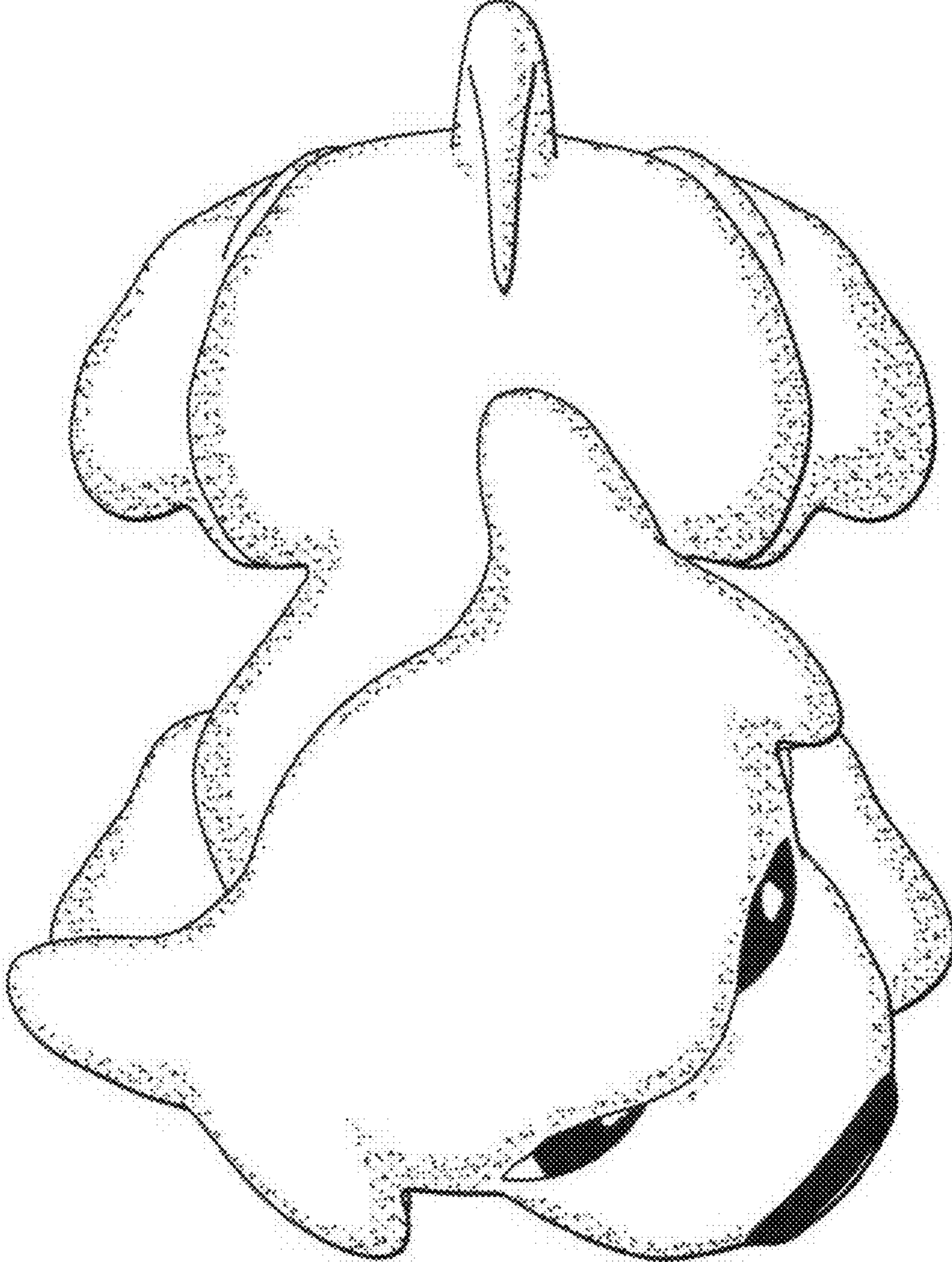


FIG. 6

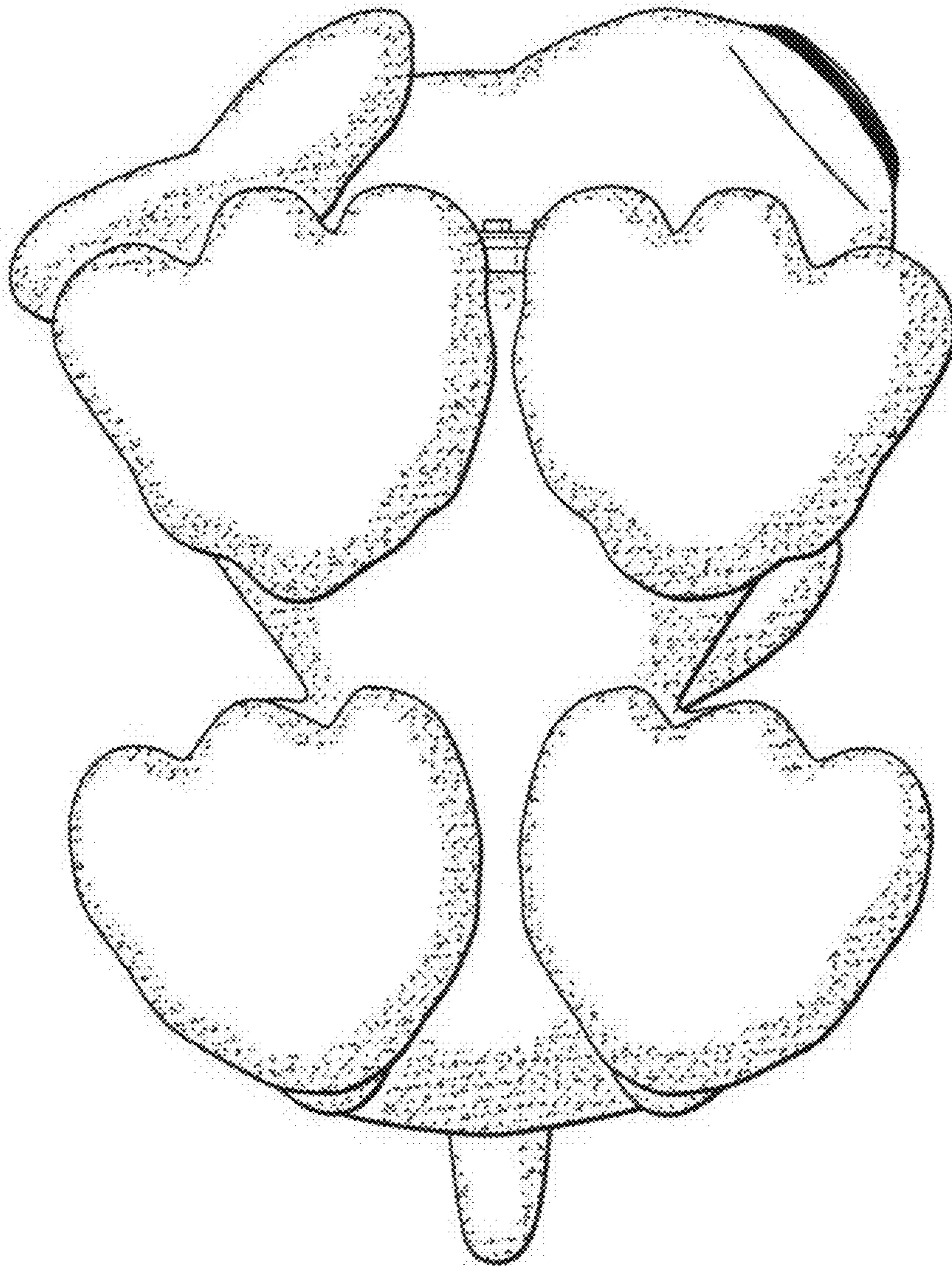


FIG. 7