

US00D769770S

(12) **United States Design Patent** (10) **Patent No.:** **US D769,770 S**
Hernández (45) **Date of Patent:** **** Oct. 25, 2016**

(54) **CROSS PENDANT**

(71) Applicant: **Juan Gilberto Hernández**, Hato Rey, PR (US)

(72) Inventor: **Juan Gilberto Hernández**, Hato Rey, PR (US)

(**) Term: **14 Years**

(21) Appl. No.: **29/493,457**

(22) Filed: **Jun. 10, 2014**

D250,900 S *	1/1979	Newman	D11/96
D300,079 S *	2/1989	Smith	D11/96
D365,781 S *	1/1996	Osborn	D11/96
D367,147 S *	2/1996	Broussard	D99/27
D381,184 S *	7/1997	Monahan	D99/27
D435,712 S *	12/2000	Knudsen	D99/27
D475,170 S *	5/2003	Garcia	D99/27
D497,464 S *	10/2004	Ruiz, Sr.	D99/27
D511,711 S *	11/2005	Steshik	D11/96
D590,288 S *	4/2009	San Martin	D11/7
D590,574 S *	4/2009	Pawlik	D11/96
D601,447 S *	10/2009	Rudy	D11/81
D610,481 S *	2/2010	Sandberg	D11/96
D637,107 S *	5/2011	Baker	D11/96
D642,491 S *	8/2011	Scamard	D11/101
D665,554 S *	8/2012	Ikezawa	D99/27
D741,212 S *	10/2015	Mihaltian	D11/83

Related U.S. Application Data

(63) Continuation-in-part of application No. 29/464,678, filed on Aug. 20, 2013, now abandoned.

(51) **LOC (10) Cl.** **11-03**

(52) **U.S. Cl.**
USPC **D11/96**

(58) **Field of Classification Search**
USPC D11/30, 40, 44, 48, 60, 79, 81, 86, D11/95-116, 125, 131, 133, 149, 157, 211, D11/217, 219, 223, 90; 63/1.11, 1.12, 1.13, 63/1.14, 1.16, 1.18, 13, 14.1, 35, 39, 19; D99/17, 23, 25, 27, 30; 428/3
CPC A44C 15/001; A44C 9/0053; A44C 15/0015; A44C 1/00; A44C 15/00; A44C 7/00; A44C 25/004; A44C 5/0092; A44C 11/002; A47G 33/02
See application file for complete search history.

* cited by examiner

Primary Examiner — T. Chase Nelson
Assistant Examiner — Mark Cavanna

(74) *Attorney, Agent, or Firm* — Eugenio J. Torres; Victor Rodriguez; Ferraiuoli LLC

(57) **CLAIM**

The ornamental design for a cross pendant, as shown and described.

DESCRIPTION

FIG. 1 is a front view of a cross pendant with chains showing the present design.

FIG. 2 is a perspective view of the cross pendant with chains showing the present design.

FIG. 3 is a right-side view of the cross pendant without chains showing the present design; and,

FIG. 4 is a back view of the cross pendant with chains showing the present design.

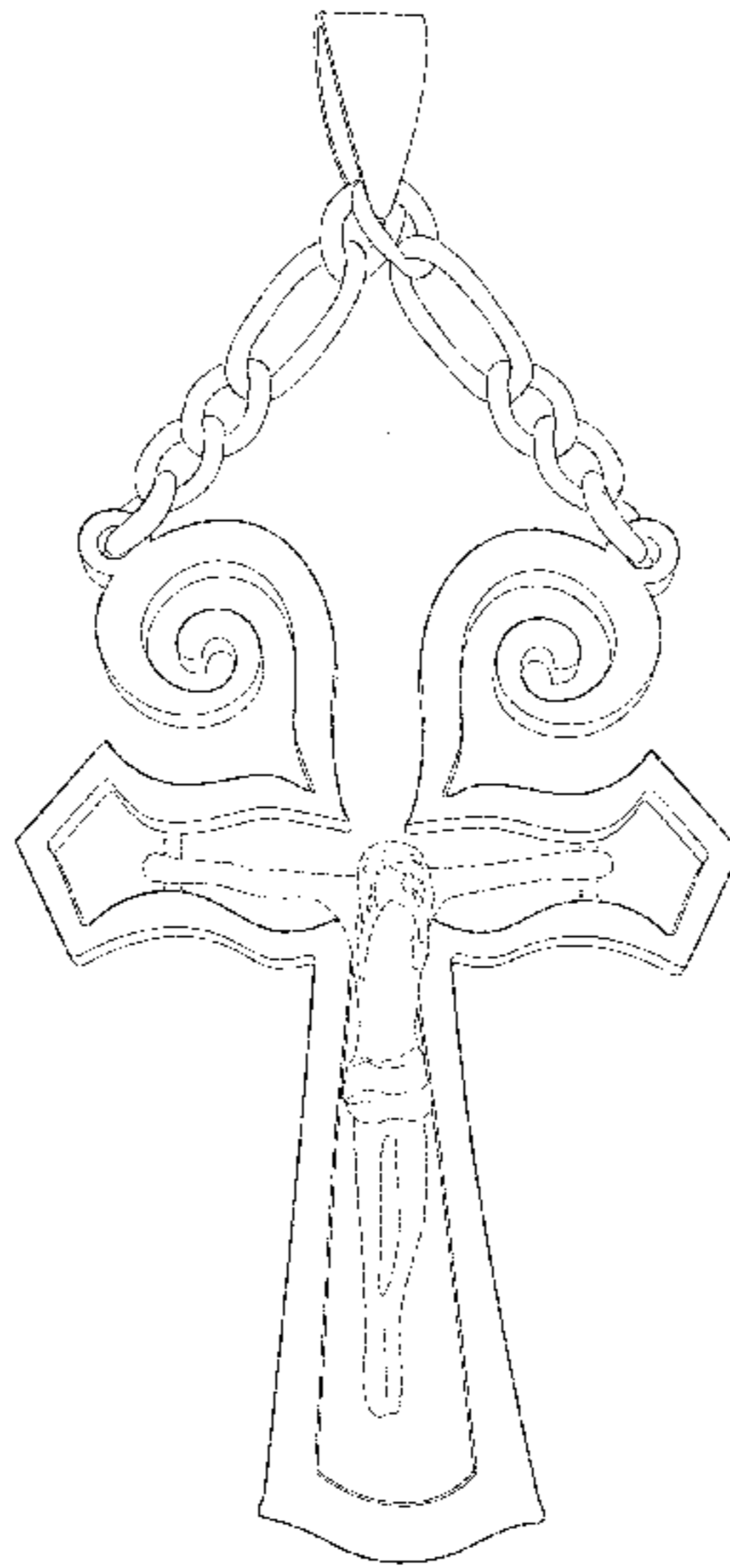
The broken lines shown are included for the purpose of illustrating portions of the cross pendant that form no part of the claimed design.

(56) **References Cited**

U.S. PATENT DOCUMENTS

2,076,701 A *	4/1937	Buck	A44C 25/005
				206/19
2,650,445 A *	9/1953	Randall	A44C 25/005
				428/3
D242,818 S *	12/1976	Wood	D11/81
D245,679 S *	9/1977	Parkison	D11/99

1 Claim, 4 Drawing Sheets






Fig. 1

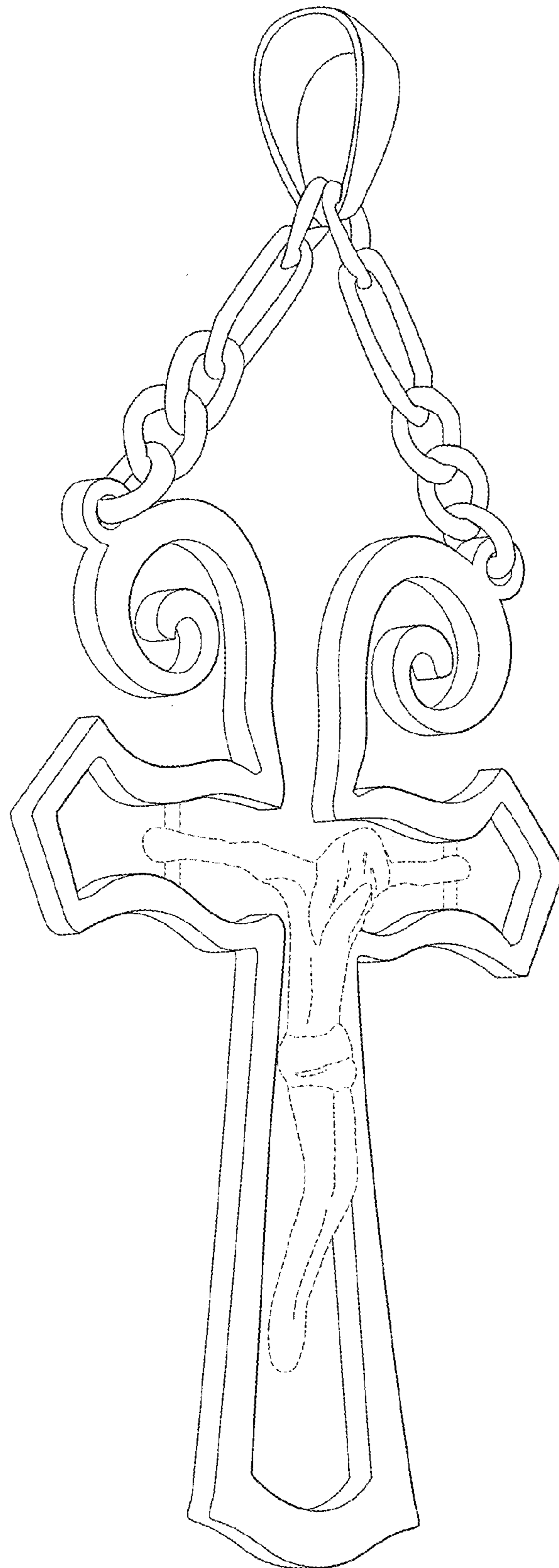


Fig. 2

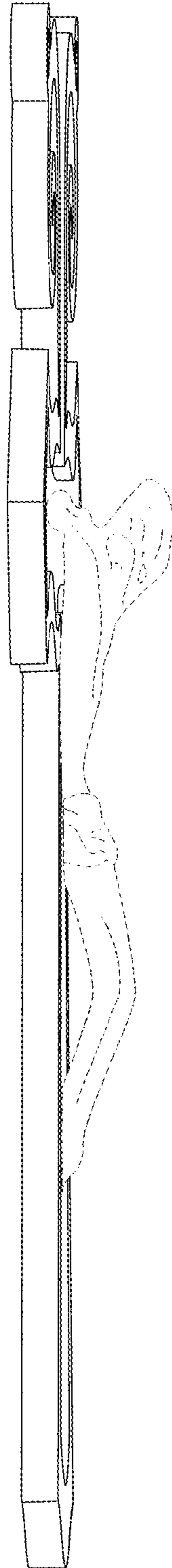


Fig. 3




Fig. 4