



US00D769768S

(12) **United States Design Patent**
Castaneda

(10) **Patent No.:** **US D769,768 S**
(45) **Date of Patent:** **** Oct. 25, 2016**

- (54) **JEWELRY COMPONENT**
- (71) Applicant: **Elena Castaneda**, New York, NY (US)
- (72) Inventor: **Elena Castaneda**, New York, NY (US)
- (**) Term: **14 Years**
- (21) Appl. No.: **29/520,977**
- (22) Filed: **Mar. 19, 2015**
- (51) **LOC (10) Cl.** **11-01**
- (52) **U.S. Cl.**
USPC **D11/83**
- (58) **Field of Classification Search**
USPC D11/1-47, 75-83, 85, 86, 93, 94
CPC A44C 5/00; A44C 5/0007; A44C 5/0015;
A44C 5/0023; A44C 5/003; A44C 5/0053;
A44C 5/0061; A44C 5/0069; A44C 5/0076;
A44C 5/0084; A44C 5/0092; A44C 5/02;
A44C 5/022; A44C 5/025; A44C 5/027;
A44C 5/04; A44C 5/08; A44C 5/10; A44C
5/102; A44C 5/105; A44C 5/107; A44C
11/002; A44C 11/00; A44C 13/00; A44C
7/00; A44C 7/002; A44C 7/003
See application file for complete search history.

- D411,813 S * 7/1999 Visser D11/13
- D570,723 S * 6/2008 Steshik D11/79
- D589,391 S * 3/2009 Sandberg D11/40
- D604,659 S * 11/2009 Sandberg D11/56
- D614,073 S * 4/2010 Cabarbaye D11/1
- D646,994 S * 10/2011 Kim D11/1
- D653,985 S * 2/2012 Sandberg D11/1
- D653,991 S * 2/2012 Sandberg D11/1
- D656,858 S * 4/2012 Mouawad D11/1
- D657,282 S * 4/2012 dos Santos Villar Filho .. D11/1
- D658,083 S * 4/2012 Ghirardi D11/1
- D679,622 S * 4/2013 Dholakiya D11/1
- D680,022 S * 4/2013 Parvex D11/34
- D680,462 S * 4/2013 Dholakiya D11/1

(Continued)

Primary Examiner — Cynthia Ramirez
Assistant Examiner — Llorellys Martinez-Rivera
 (74) *Attorney, Agent, or Firm* — Miller Canfield Paddock
 and Stone; Jeffrey M Drake


(57) **CLAIM**
 The ornamental design for a jewelry component, as shown
 and described.

DESCRIPTION

FIG. 1 is a front perspective view of a jewelry component
 shown in a first environment;
 FIG. 2 is a front perspective view of the jewelry component
 shown in a second environment;
 FIG. 3 is a front perspective view of the jewelry component
 shown in a third environment;
 FIG. 4 is a rear view of the jewelry component;
 FIG. 5 is a left side elevation view of the jewelry component;
 FIG. 6 is a right side elevation view of the jewelry compo-
 nent;
 FIG. 7 is a top plan view of the jewelry component; and,
 FIG. 8 is a bottom plan view of the jewelry component.
 The broken lines in the drawings illustrate environmental
 subject matter only and form no part of the claimed design.

1 Claim, 3 Drawing Sheets

- (56) **References Cited**
 U.S. PATENT DOCUMENTS
 245,594 A * 8/1881 Whitney A44C 5/107
 D11/13
 1,484,596 A * 2/1924 Waters B60C 27/08
 D11/14
 D154,046 S * 6/1949 Katz D11/9
 D166,343 S * 4/1952 Philippe D11/10
 D166,683 S * 5/1952 Katz D11/10
 D177,846 S * 5/1956 Katz D11/75
 D188,766 S * 9/1960 Read D11/13
 D291,425 S * 8/1987 Webb D11/56
 D375,702 S * 11/1996 Regan D11/81



US D769,768 S

Page 2

(56)

References Cited

U.S. PATENT DOCUMENTS

D688,152 S * 8/2013 Kala D11/79
D709,788 S * 7/2014 Samanta D11/4
D718,168 S * 11/2014 Wempe D11/1
D719,864 S * 12/2014 Wempe D11/1

D729,103 S * 5/2015 Kwon D11/7
D729,104 S * 5/2015 Kwon D11/7
D732,993 S * 6/2015 Shabot D11/1
D742,775 S * 11/2015 Wempe D11/1
D748,526 S * 2/2016 Behney D11/81

* cited by examiner




FIG. 1




FIG. 2


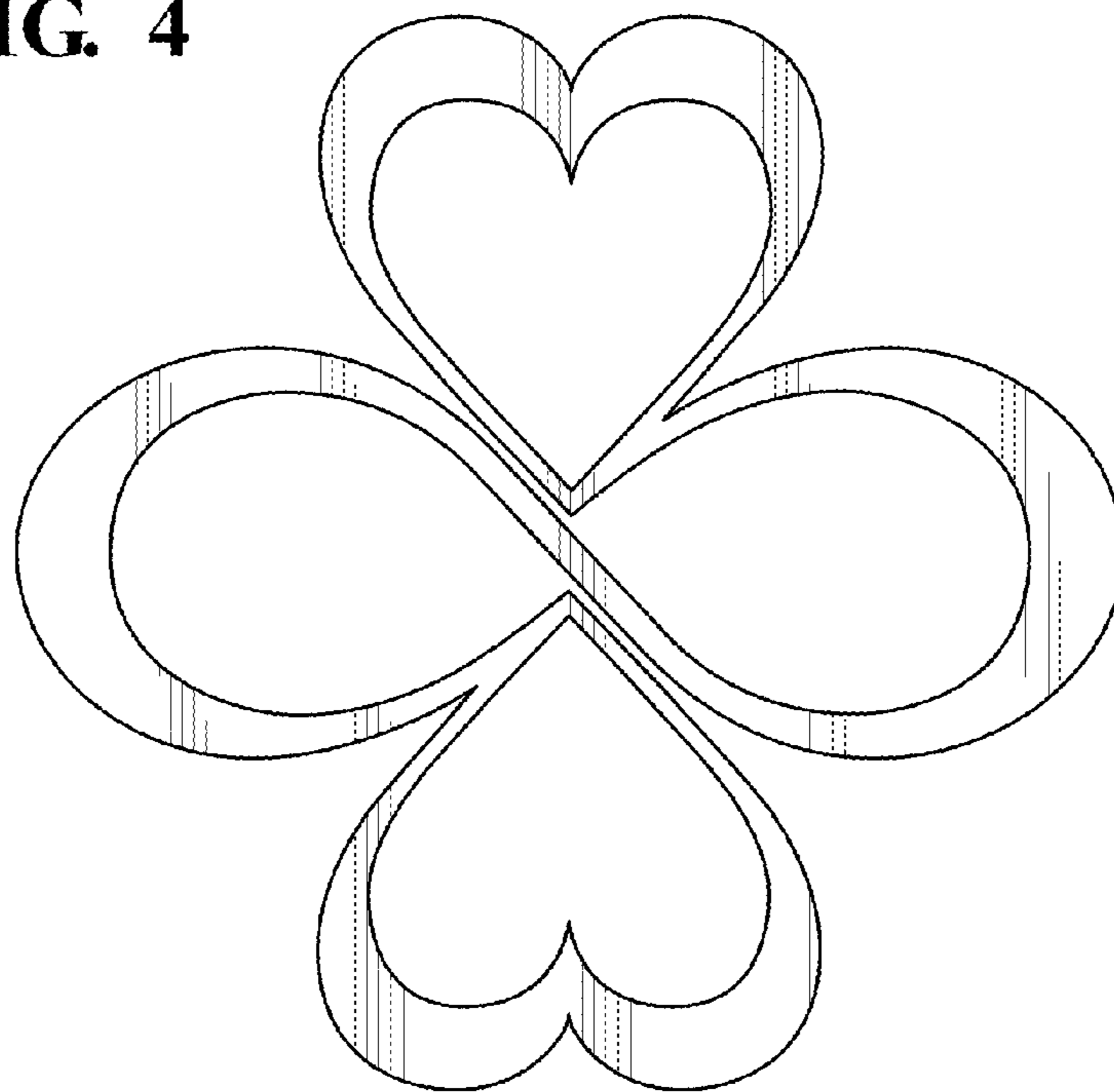


FIG. 3

FIG. 4



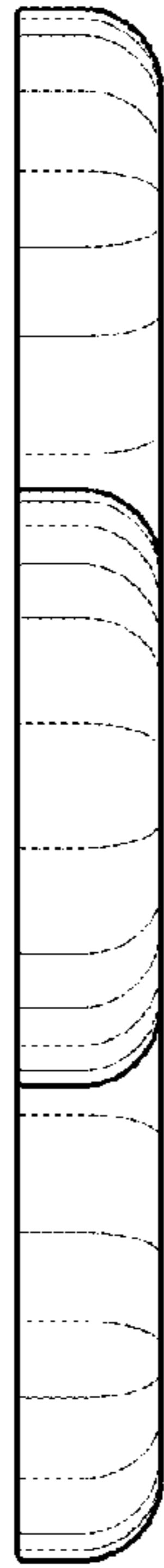


FIG. 5

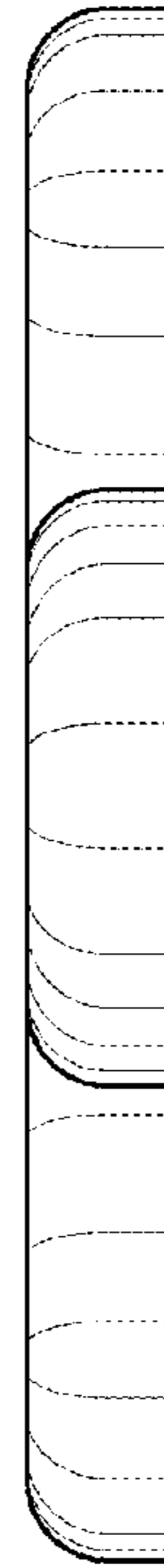


FIG. 6

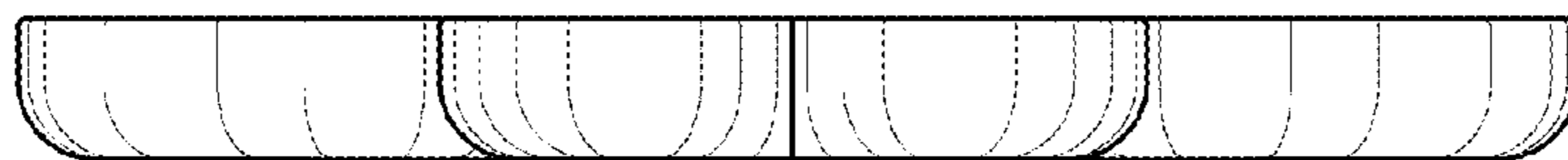


FIG. 7

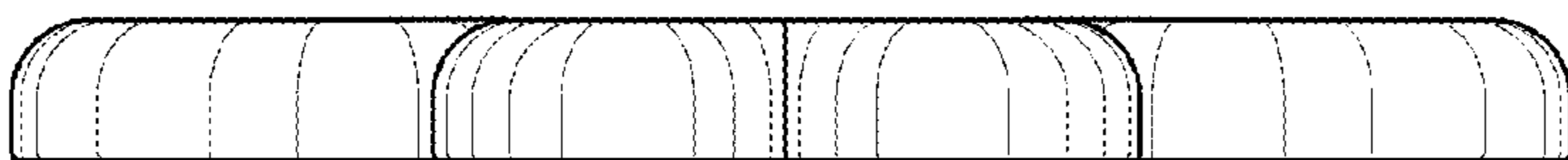


FIG. 8