



US00D769748S

(12) **United States Design Patent** (10) **Patent No.:** **US D769,748 S**  
**Teranishi et al.** (45) **Date of Patent:** **\*\* Oct. 25, 2016**

(54) **PROBE PIN** 8,669,774 B2 \* 3/2014 Kato ..... G01R 1/06722  
324/755.01  
(71) Applicant: **OMRON Corporation**, Kyoto-shi, 8,808,038 B2 \* 8/2014 Hwang ..... G01R 1/06722  
Kyoto (JP) 439/66  
(72) Inventors: **Hirotda Teranishi**, Osaka (JP); 9,130,290 B2 \* 9/2015 Sakai ..... H01R 13/2428  
**Takahiro Sakai**, Moriyama (JP) D749,968 S \* 2/2016 Huang ..... D10/77  
D750,987 S \* 3/2016 Huang ..... D10/80  
9,322,846 B2 \* 4/2016 Sakai ..... G01R 1/06716

(73) Assignee: **OMRON CORPORATION**, Kyoto (JP)

(\*\*) Term: **15 Years**

(21) Appl. No.: **29/530,263**

(22) Filed: **Jun. 15, 2015**

(30) **Foreign Application Priority Data**

Dec. 15, 2014 (JP) ..... 2014-027892

(51) **LOC (10) Cl.** ..... **10-04**

(52) **U.S. Cl.**  
USPC ..... **D10/78**

(58) **Field of Classification Search**  
USPC ..... D10/78, 80; D13/133, 154  
CPC ..... G01R 1/067; G01R 1/06705; G01R  
1/06711; G01R 1/06716; G01R 1/06722;  
G01R 1/06727; G01R 1/06733; G01R  
1/06738; G01R 1/06744; G01R 1/0675;  
G01R 1/06766; G01R 1/06772; G01R  
1/06777; G01R 1/06783; G01R 1/0678  
See application file for complete search history.

(56) **References Cited**

**U.S. PATENT DOCUMENTS**

D229,184 S \* 11/1973 Brown et al. .... D10/103  
D507,197 S \* 7/2005 Sun ..... D10/72  
D662,895 S \* 7/2012 Kimura ..... D13/154  
D665,744 S \* 8/2012 Yamauchi ..... D13/133  
D665,745 S \* 8/2012 Yamauchi ..... D13/133  
8,366,496 B2 \* 2/2013 Hsu ..... G01R 1/0466  
439/66  
8,460,010 B2 \* 6/2013 Kimura ..... G01R 1/06722  
439/66

**FOREIGN PATENT DOCUMENTS**

JP 2011-232181 A 11/2011  
TW D157152 S 11/2013

**OTHER PUBLICATIONS**

Taiwanese Office Action issued in TW Appl. No. 104303166 on Oct. 27, 2015.  
Taiwanese Office Action issued in TW Appl. No. 104303167 on Oct. 27, 2015.  
Taiwanese Office Action issued in TW Appl. No. 104303168 on Oct. 27, 2015.  
Taiwanese Office Action issued in TW Appl. No. 104303169 on Oct. 27, 2015.  
U.S. Appl. No. 29/530,260, filed Jun. 15, 2015.

(Continued)


*Primary Examiner* — Antoine D Davis  
(74) *Attorney, Agent, or Firm* — Sterne, Kessler,  
Goldstein & Fox P.L.L.C.

(57) **CLAIM**  
The ornamental design for a probe pin, as shown and described.

**DESCRIPTION**

FIG. 1 is a perspective view of a probe pin;  
FIG. 2 is a front elevation view thereof;  
FIG. 3 is a rear elevation view thereof;  
FIG. 4 is a left side view thereof;  
FIG. 5 is a right side view thereof;  
FIG. 6 is a top plan view thereof; and,  
FIG. 7 is a bottom plan view thereof.

**1 Claim, 3 Drawing Sheets**



(56)

**References Cited**

OTHER PUBLICATIONS

U.S. Appl. No. 29/530,261, filed Jun. 15, 2015.

U.S. Appl. No. 29/530,264, filed Jun. 15, 2015.

U.S. Appl. No. 29/530,265, filed Jun. 15, 2015.

U.S. Appl. No. 29/530,266, filed Jun. 15, 2015.

U.S. Appl. No. 29/530,394, filed Jun. 16, 2015.

U.S. Appl. No. 29/530,396, filed Jun. 16, 2015.

\* cited by examiner




Fig. 1

Fig. 2

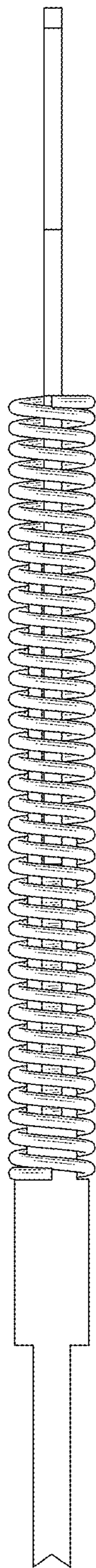


Fig. 3

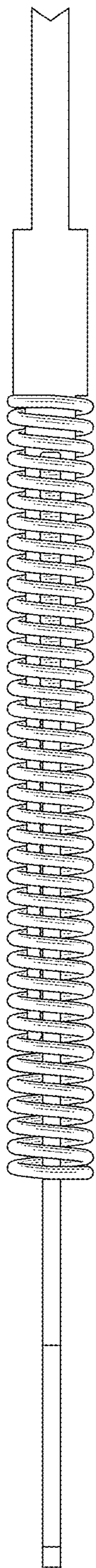


Fig. 4

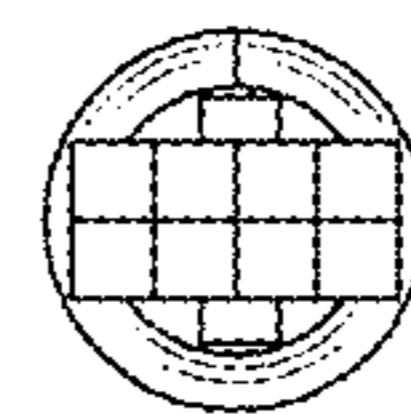


Fig. 5

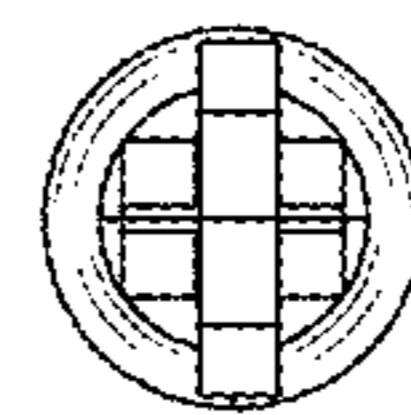


Fig. 6

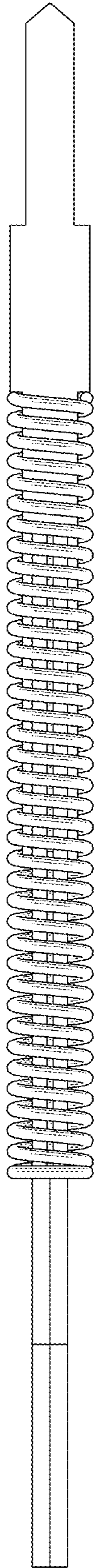


Fig. 7

