

US00D769741S

(12) **United States Design Patent**  
**Buonamassa**

(10) **Patent No.:** **US D769,741 S**

(45) **Date of Patent:** **\*\* Oct. 25, 2016**

(54) **WATCH**

(71) Applicant: **Bulgari Horlogerie SA**, Neuchatel (CH)

(72) Inventor: **Fabrizio Buonamassa**, Neuchatel (CH)

(73) Assignee: **Bulgari Horlogerie, SA**, Neuchatel (CH)

(\*\*) Term: **14 Years**

(21) Appl. No.: **29/461,707**

(22) Filed: **Jul. 26, 2013**

(30) **Foreign Application Priority Data**

Jan. 28, 2013 (WO) ..... 716681101

(51) **LOC (10) Cl.** ..... **10-02**

(52) **U.S. Cl.**  
USPC ..... **D10/38**

(58) **Field of Classification Search**

USPC ..... D10/30-39, 1-29, 122-132; D11/3, 12  
CPC ..... G04B 3/00; G04B 3/04; G04B 19/00;  
G04B 19/10; G04B 19/28; G04B 37/00;  
G04B 37/0008; G04B 37/057; G04B 45/00;  
G04B 45/0069; G04B 45/0076

See application file for complete search history.

(56) **References Cited**

**U.S. PATENT DOCUMENTS**

D44,556 S \* 8/1913 Cunningham ..... D11/5  
D150,653 S \* 8/1948 Pommier ..... D10/32

D172,122 S \* 5/1954 Armbrust ..... D11/15  
D214,525 S \* 6/1969 Weitz ..... D11/15  
D237,815 S \* 11/1975 Bulgari ..... D11/5  
D271,471 S \* 11/1983 Bulgari ..... D10/32  
D296,766 S \* 7/1988 Pavlovic ..... D10/32  
D312,587 S \* 12/1990 Bulgari ..... D10/32  
5,877,742 A \* 3/1999 Klink ..... 345/685  
D419,079 S \* 1/2000 Rodkey ..... D10/31  
D476,907 S \* 7/2003 Calvani et al. .... D10/32  
D510,037 S \* 9/2005 Modolo ..... D10/32  
D544,802 S \* 6/2007 Mouclier ..... D10/32  
D569,278 S \* 5/2008 Rabassa ..... D10/39  
D629,703 S \* 12/2010 Giannini ..... D10/32  
D677,586 S \* 3/2013 Graff ..... D10/39  
D702,567 S \* 4/2014 Monachon ..... D10/32  
D704,077 S \* 5/2014 Monachon ..... D10/32

\* cited by examiner

*Primary Examiner* — Sandra Snapp

(74) *Attorney, Agent, or Firm* — Foley Hoag LLP

(57) **CLAIM**

The ornamental design for a watch, as shown and described.

**DESCRIPTION**

FIG. 1 is a front perspective view of a watch showing my new design;

FIG. 2 is a right perspective view thereof;

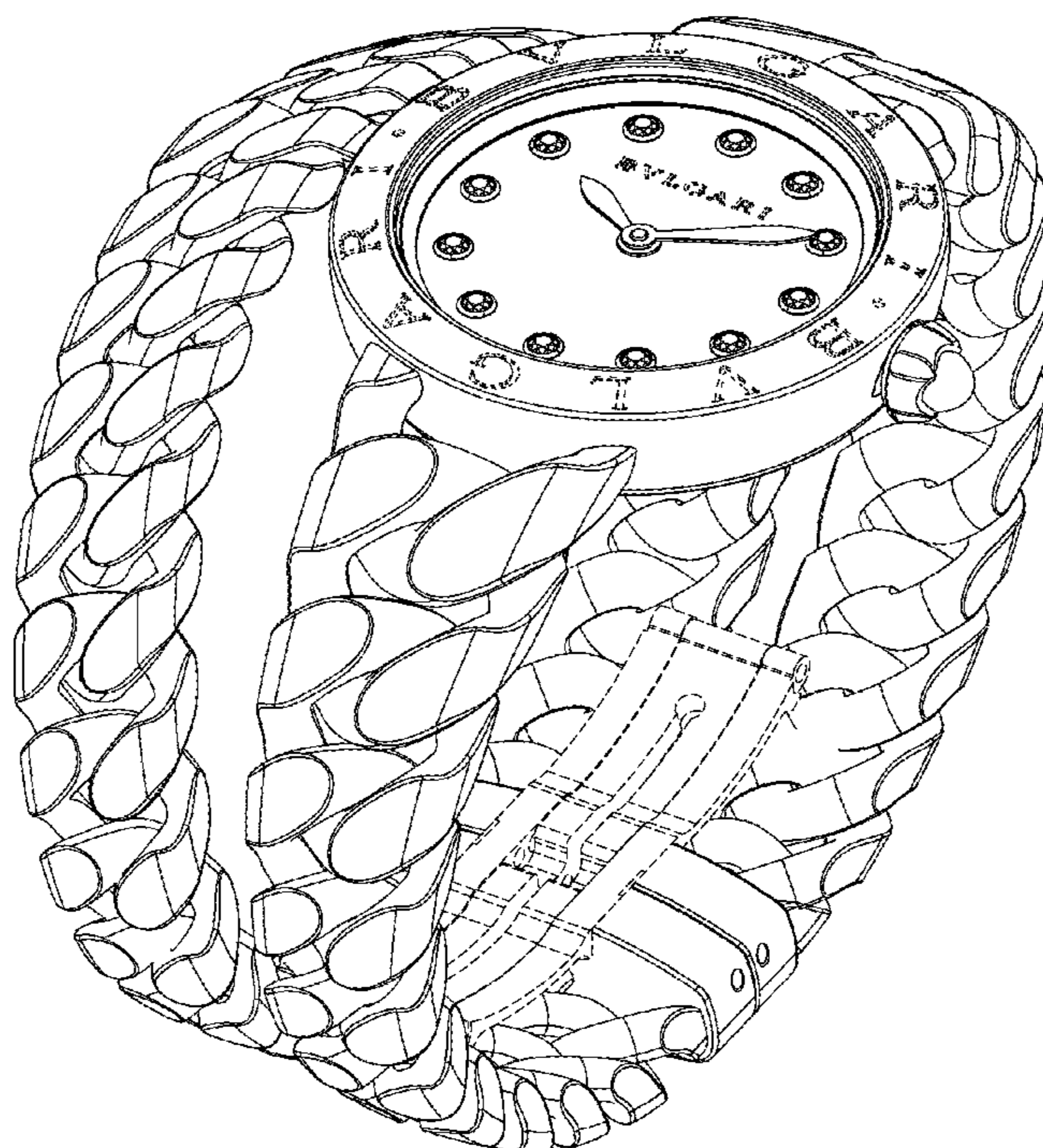
FIG. 3 is a left side elevational view thereof;

FIG. 4 is a right side elevational view thereof; and,

FIG. 5 is a top view thereof.

The features depicted by broken lines have been shown for the purpose of illustrating portions of the watch that form no part of the claimed design.

**1 Claim, 5 Drawing Sheets**



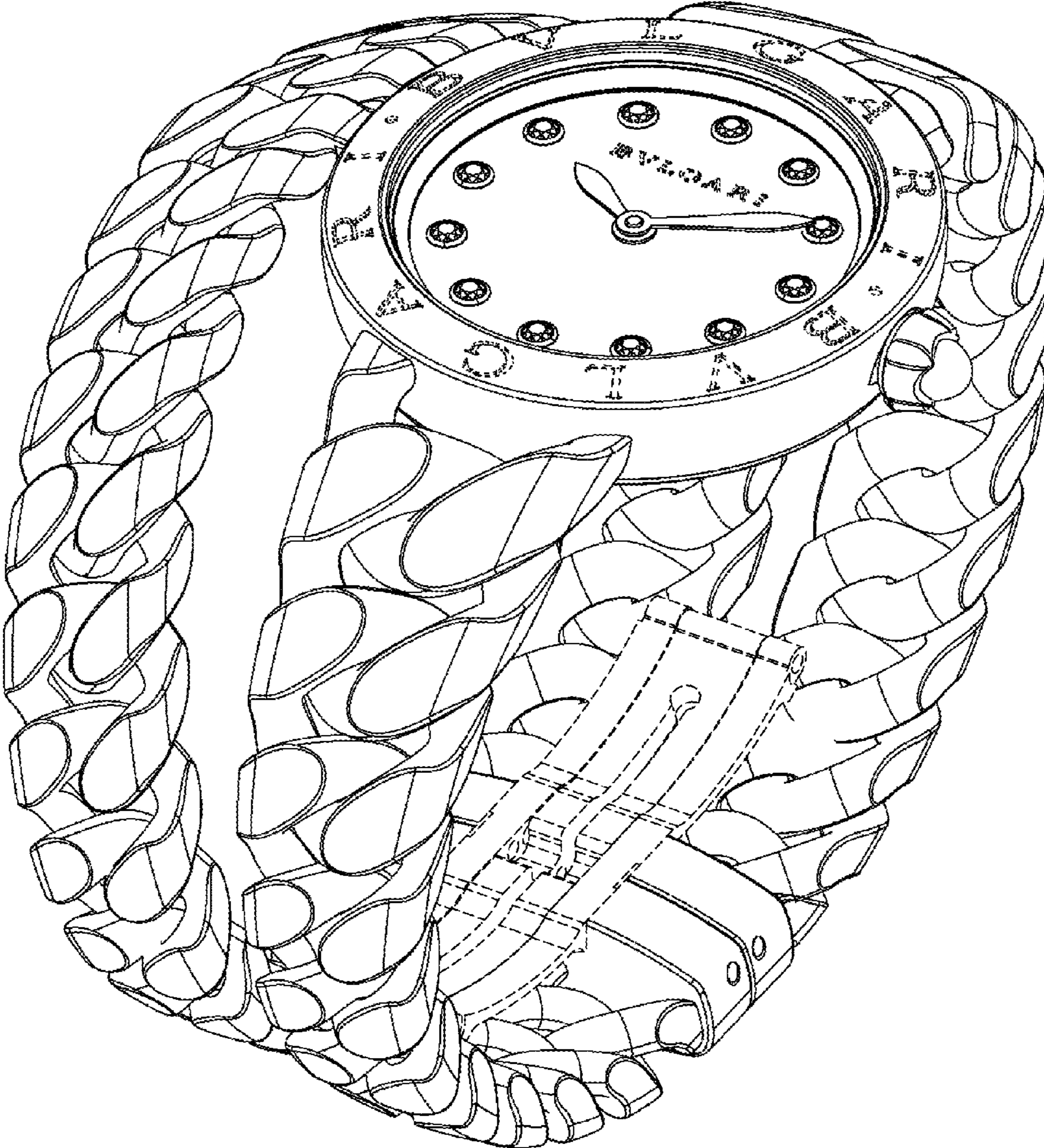


FIG. 1



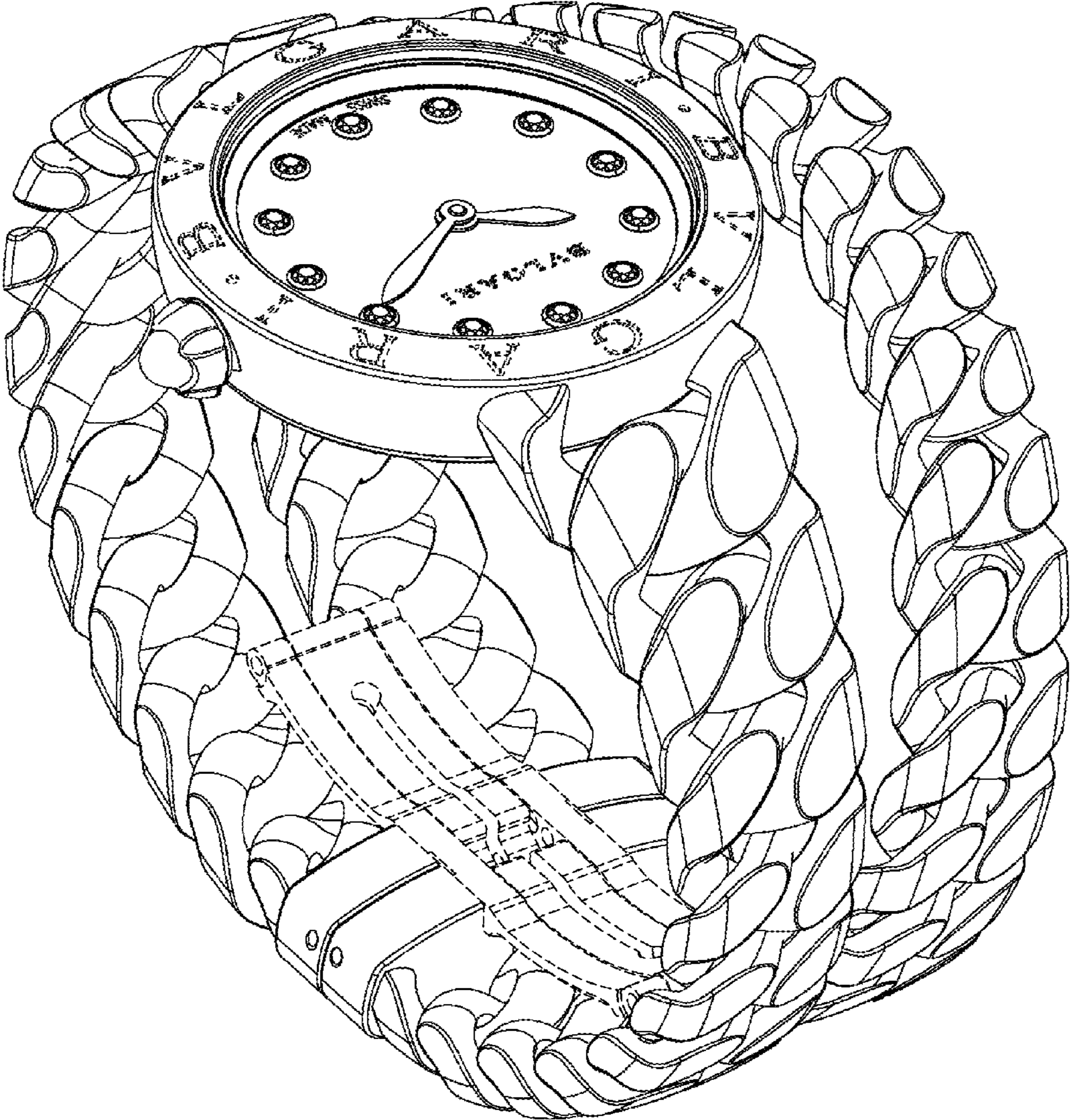


FIG. 2

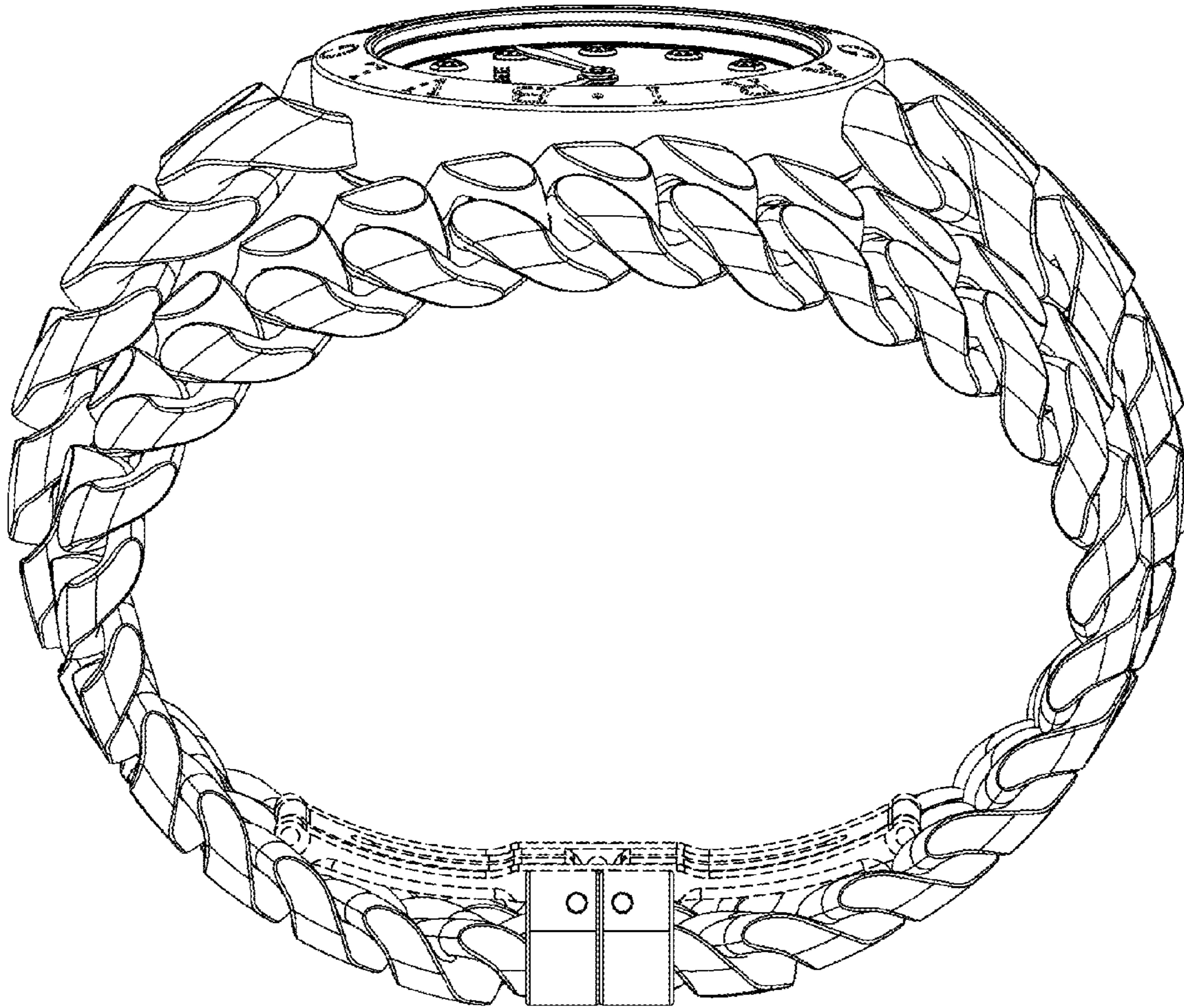


FIG. 3



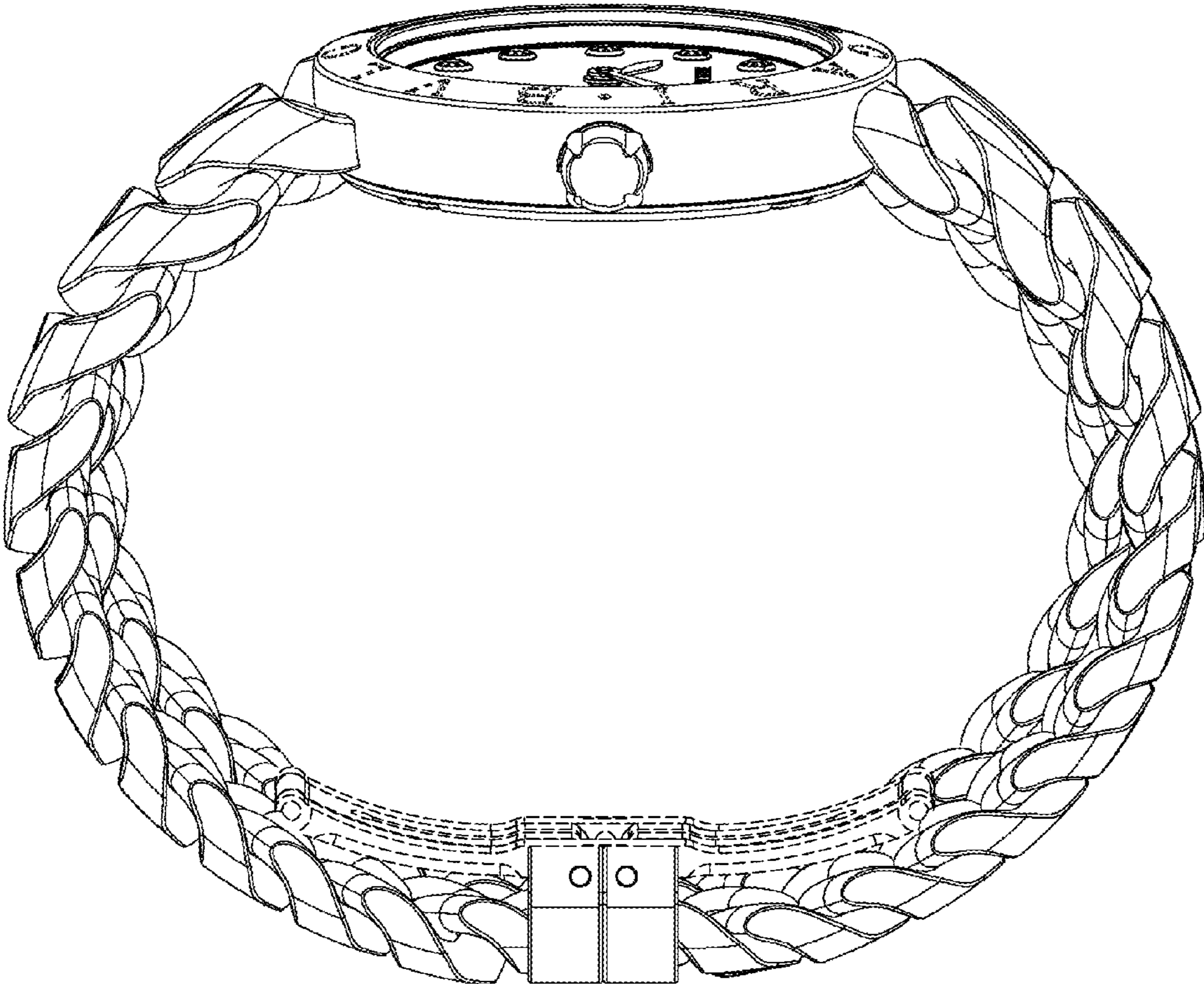


FIG. 4

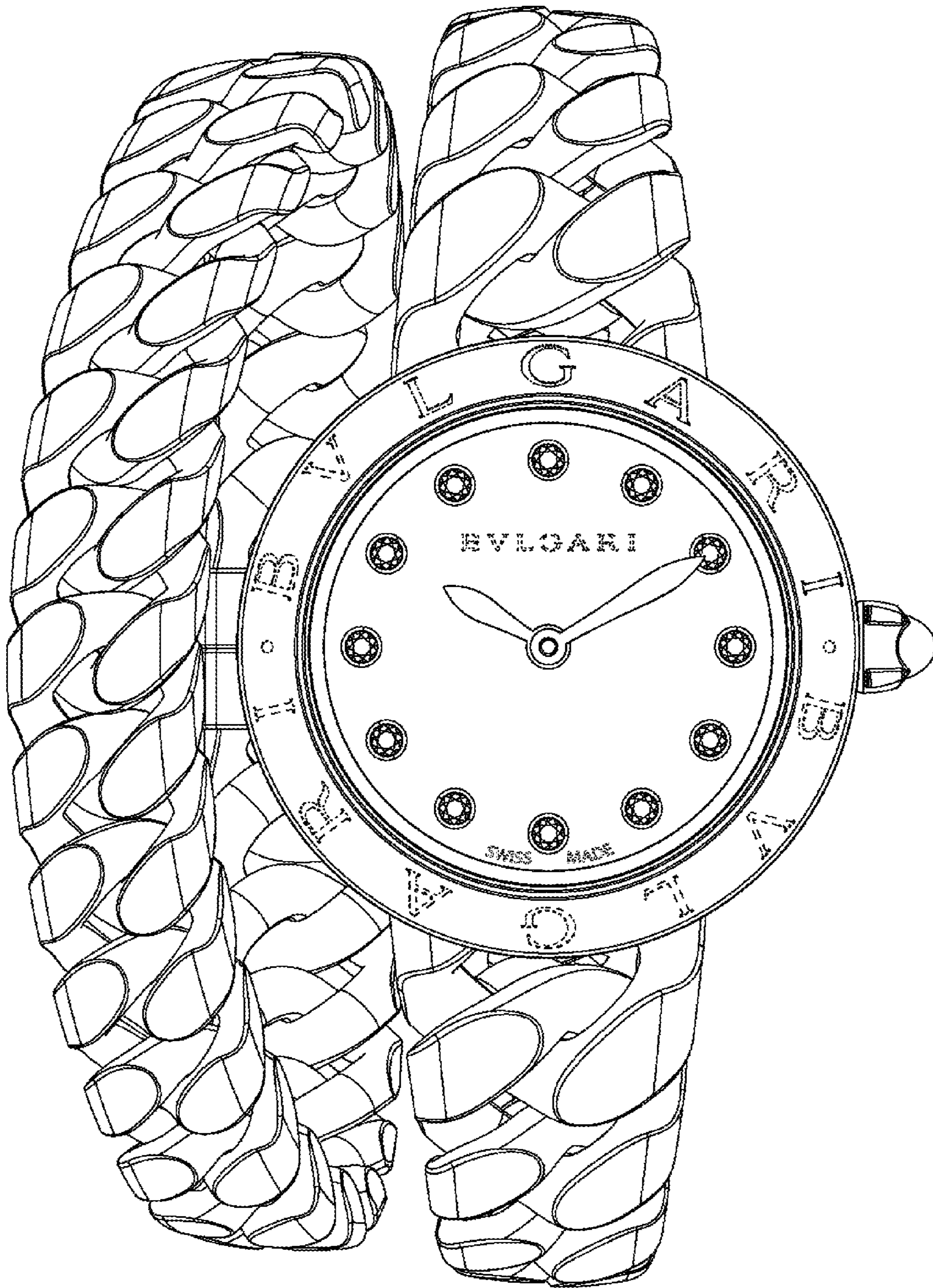


FIG. 5