



US00D769738S

(12) **United States Design Patent** (10) **Patent No.:** **US D769,738 S**
Dominguez (45) **Date of Patent:** **** Oct. 25, 2016**

(54) **WRISTWATCH CASE**
(71) Applicant: **HARRY WINSTON SA,**
Plan-les-Ouates (CH)
(72) Inventor: **Emmanuelle Dominguez,** Viry (FR)
(73) Assignee: **HARRY WINSTON SA,**
Plan-les-Ouates (CH)
(**) Term: **15 Years**
(21) Appl. No.: **29/538,402**
(22) Filed: **Sep. 3, 2015**
(30) **Foreign Application Priority Data**

Mar. 3, 2015 (WO) DM/085 760

(51) **LOC (10) Cl.** **10-02**
(52) **U.S. Cl.**
USPC **D10/30; D10/32; D10/38; D11/3;**
D11/12

(58) **Field of Classification Search**
USPC D10/30-39, 1-29, 122-132; 368/10,
368/15-18, 21, 28, 37, 80, 223, 228, 232,
368/276, 277, 281, 282, 285, 294, 295, 308,
368/319; D11/3, 12
CPC G04B 17/00; G04B 17/02; G04B 17/005;
G04B 17/285; G04B 37/00; G04B 37/0008;
G04B 37/0058; G04B 45/00; G04B 45/038;
G04B 45/0069; G04B 45/0076; G04B 45/02;
G04B 29/00
See application file for complete search history.

(56) **References Cited**
U.S. PATENT DOCUMENTS

D131,853 S * 3/1942 Philippe D11/16
D156,744 S * 1/1950 Kent D10/32

D156,745 S * 1/1950 Kent D10/32
D156,746 S * 1/1950 Kent D10/32
D186,390 S * 10/1959 Kaiz D10/32
D186,397 S * 10/1959 Kaiz D10/32
D186,398 S * 10/1959 Kaiz D10/32
D361,022 S * 8/1995 Hayashi D10/32
D361,727 S * 8/1995 Koga D10/30
D361,944 S * 9/1995 Ohba D10/32
D376,985 S * 12/1996 Ikeuchi D10/30
D378,898 S * 4/1997 Hayashi D10/30
D458,544 S * 6/2002 Inoue D10/30
D508,654 S * 8/2005 Tada D10/32
D603,286 S * 11/2009 Lemchen D11/3
D727,175 S * 4/2015 Graff D10/32
D730,200 S * 5/2015 Graff D10/32
D731,899 S * 6/2015 Graff D10/32
D743,275 S * 11/2015 Riviere D10/125
D743,276 S * 11/2015 Riviere D10/125
D743,277 S * 11/2015 Riviere D10/125

* cited by examiner

Primary Examiner — Susan Bennett Hattan
Assistant Examiner — Jennifer Wright
(74) *Attorney, Agent, or Firm* — Donald J. Ranft; Collen
IP

(57) **CLAIM**
The ornamental design for a wristwatch case, as shown.

DESCRIPTION

FIG. 1 is a rear left perspective view of a wristwatch case showing my new design;
FIG. 2 is a rear view thereof;
FIG. 3 is a front right perspective view thereof;
FIG. 4 is a rear view thereof;
FIG. 5 is a right side view thereof;
FIG. 6 is a left side view thereof;
FIG. 7 is a top view thereof; and,
FIG. 8 is a bottom view thereof.

1 Claim, 7 Drawing Sheets






FIGURE 1

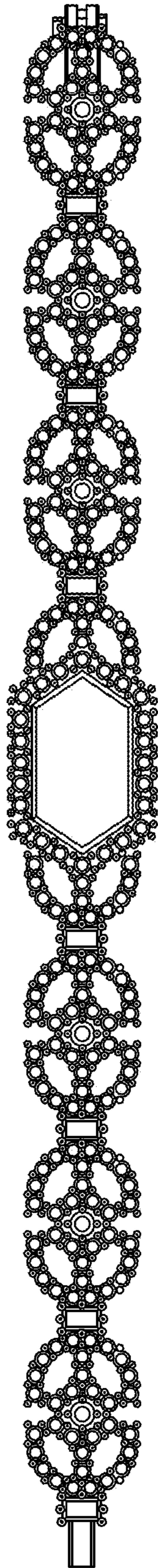


FIGURE 2



FIGURE 3

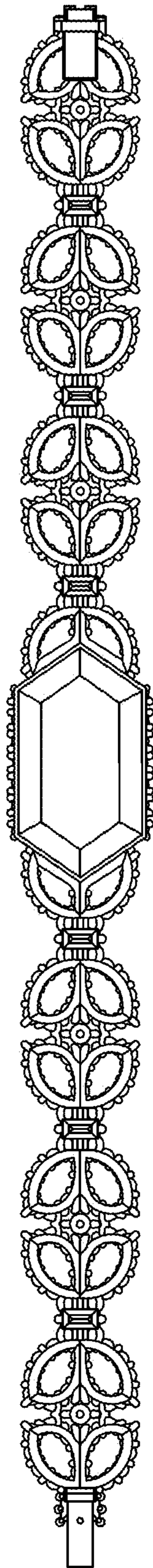


FIGURE 4

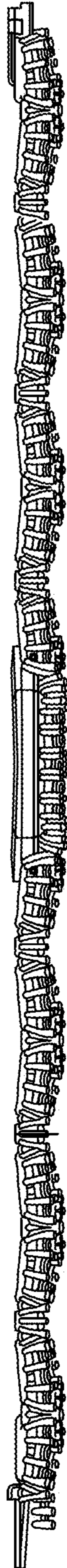


FIGURE 5

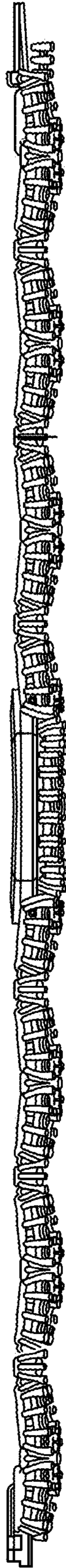


FIGURE 6



FIGURE 7



FIGURE 8