



US00D769724S

(12) **United States Design Patent** (10) **Patent No.:** **US D769,724 S**  
**Guerin et al.** (45) **Date of Patent:** **\*\* Oct. 25, 2016**

(54) **BOTTLE**

(71) Applicant: **Graham Packaging Company, L.P.**,  
York, PA (US)

(72) Inventors: **Stephen R. Guerin**, Milford, NH (US);  
**Sheldon E. Yourist**, York, PA (US)

(73) Assignee: **GRAHAM PACKAGING  
COMPANY, L.P.**, York, PA (US)

(\*\*) Term: **14 Years**

(21) Appl. No.: **29/523,572**

(22) Filed: **Apr. 10, 2015**

(51) **LOC (10) Cl.** ..... **09-01**

(52) **U.S. Cl.**  
USPC ..... **D9/560; D9/543**

(58) **Field of Classification Search**  
USPC ..... D9/516, 520, 530, 543, 560, 575, 715,  
D9/719

CPC .... B65D 1/02; B65D 1/0223; B65D 23/102;  
B65D 2251/023; B65D 83/38  
See application file for complete search history.

(56) **References Cited**

**U.S. PATENT DOCUMENTS**

D192,535 S *	4/1962	Laudano	.....	D9/543
D279,167 S *	6/1985	Haney	.....	215/382
D281,577 S *	12/1985	Larson	.....	215/382
D282,349 S *	1/1986	Larson	.....	215/382
D306,969 S *	4/1990	Alberghini	.....	D9/540
4,993,565 A	2/1991	Ota et al.		
D383,067 S *	9/1997	Gower	.....	D9/520
6,029,837 A	2/2000	Slat et al.		
D431,470 S *	10/2000	Henderson	.....	D9/520
D433,947 S *	11/2000	Ewing, Jr.	.....	D9/543
D444,069 S	6/2001	Bansal et al.		

D444,391 S	7/2001	Bansal et al.		
D451,400 S	12/2001	LaBombarbe et al.		
D452,158 S *	12/2001	Dygert	.....	D9/538
D469,021 S	1/2003	Wurster et al.		
D472,813 S	4/2003	Wright		
D472,816 S	4/2003	Wright		
D474,695 S *	5/2003	Wurster	.....	D9/549

(Continued)

**FOREIGN PATENT DOCUMENTS**

TW	438256	5/2001
TW	D152440	3/2013

**OTHER PUBLICATIONS**

Taiwan IPO Search Report dated Dec. 30, 2015 in Taiwan Design Patent Application No. 104304630.

(Continued)

*Primary Examiner* — Ian Simmons  
*Assistant Examiner* — Keith Frank  
(74) *Attorney, Agent, or Firm* — Baker Botts L.L.P.

(57) **CLAIM**

The ornamental design for a bottle, as shown and described.

**DESCRIPTION**

FIG. 1 is a perspective view of an embodiment of our design for a bottle.

FIG. 2 is a front view of the bottle of FIG. 1.

FIG. 3 is a rear view of the bottle of FIG. 1.

FIG. 4 is a left side view of the bottle of FIG. 1.

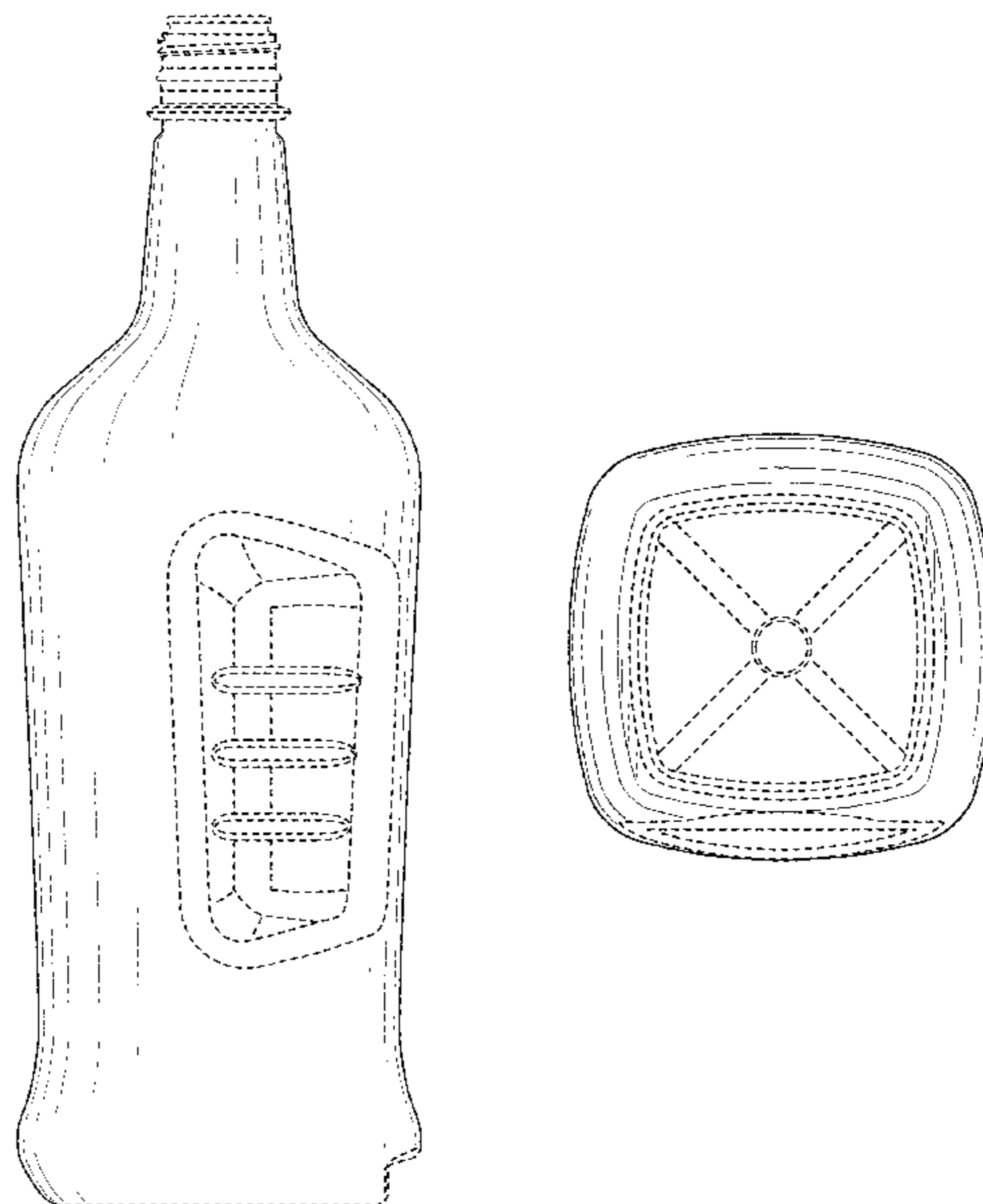
FIG. 5 is a right side view of the bottle of FIG. 1.

FIG. 6 is a top view of the bottle of FIG. 1; and,

FIG. 7 is a bottom view of the bottle of FIG. 1.

The broken lines shown throughout these figures depict environmental subject matter only and form no part of the claimed design.

**1 Claim, 6 Drawing Sheets**



(56)

References Cited

U.S. PATENT DOCUMENTS

D489,991 S 5/2004 Deubel et al.  
D548,604 S \* 8/2007 Rica ..... D9/540  
D632,580 S \* 2/2011 Yourist ..... D9/531  
D653,113 S \* 1/2012 Yourist ..... D9/531  
D667,728 S 9/2012 Toh et al.  
D667,730 S 9/2012 Toh et al.  
D703,540 S \* 4/2014 Yourist ..... D9/538  
D703,541 S \* 4/2014 Yourist ..... D9/541  
D722,883 S \* 2/2015 Eble ..... D9/543  
D756,229 S 5/2016 Zweifel et al.

D756,230 S 5/2016 Zweifel et al.  
D756,231 S 5/2016 Zweifel et al.  
2003/0042222 A1 3/2003 Wurster et al.  
2005/0121409 A1 6/2005 Penny et al.  
2014/0054821 A1\* 2/2014 Coffman ..... B29C 33/62  
264/275

OTHER PUBLICATIONS

U.S. Appl. No. 29/523,573, filed Apr. 10, 2015.  
U.S. Appl. No. 29/523,573, Jun. 7, 2016 Non-Final Office Action.

\* cited by examiner

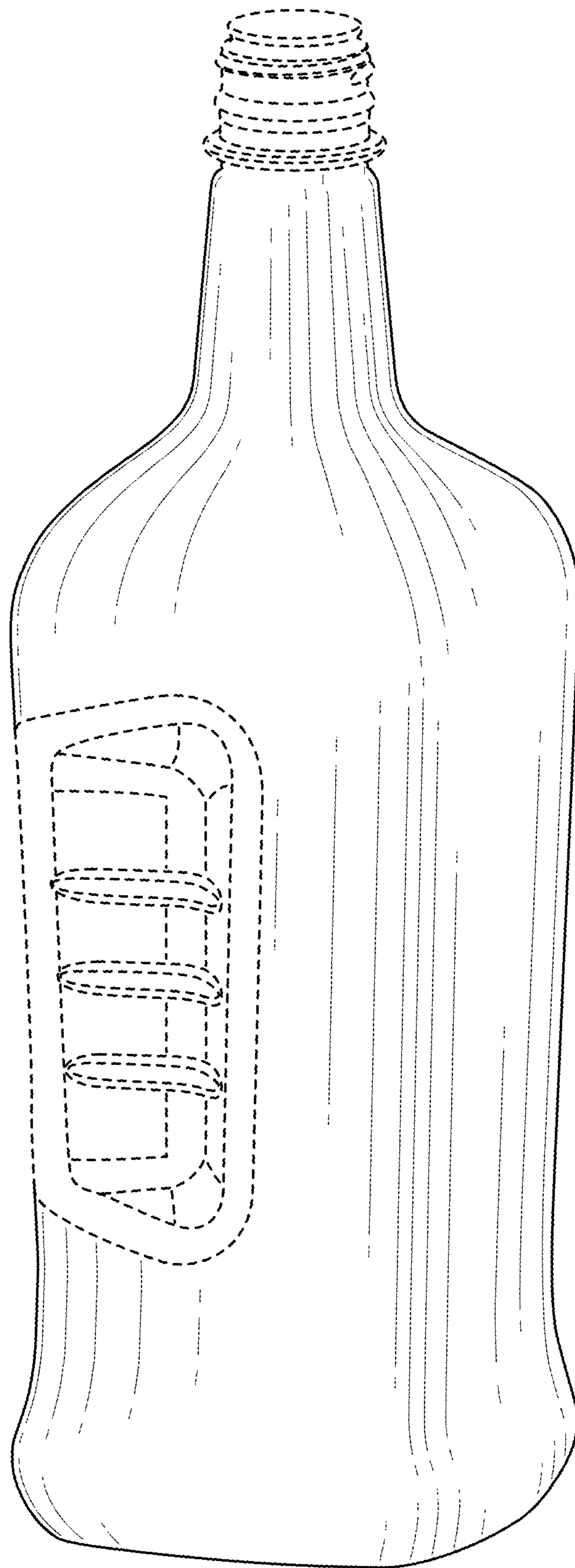


FIG. 1

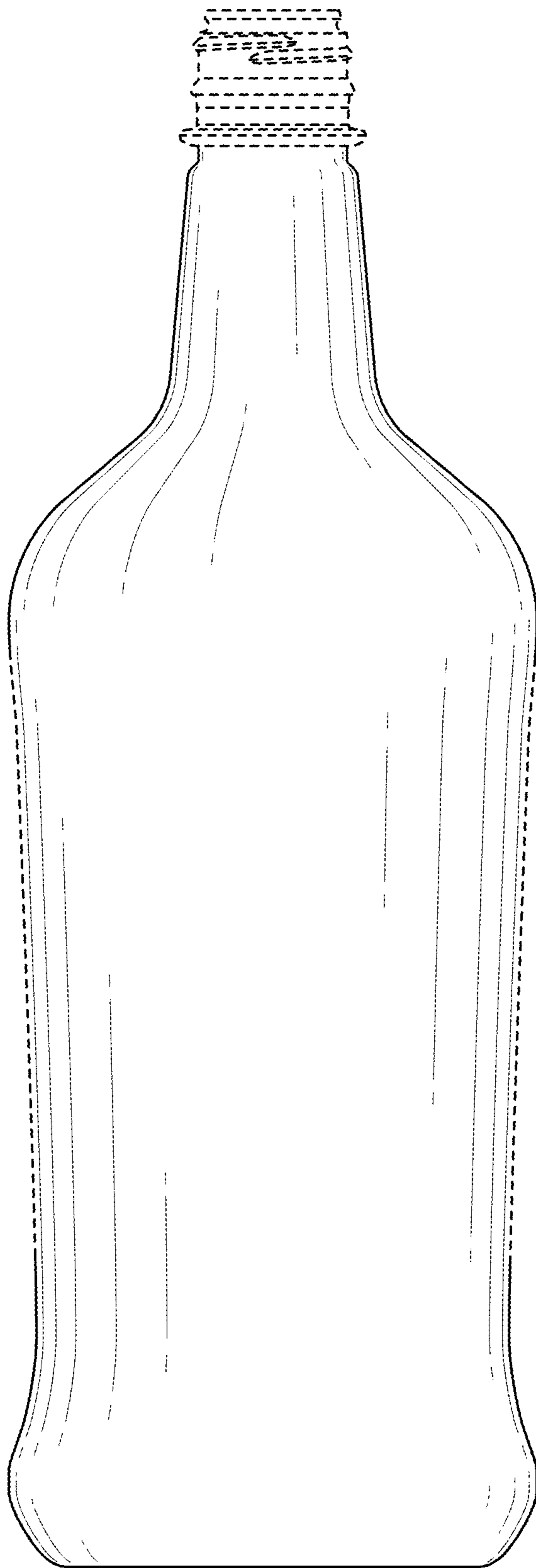


FIG. 2

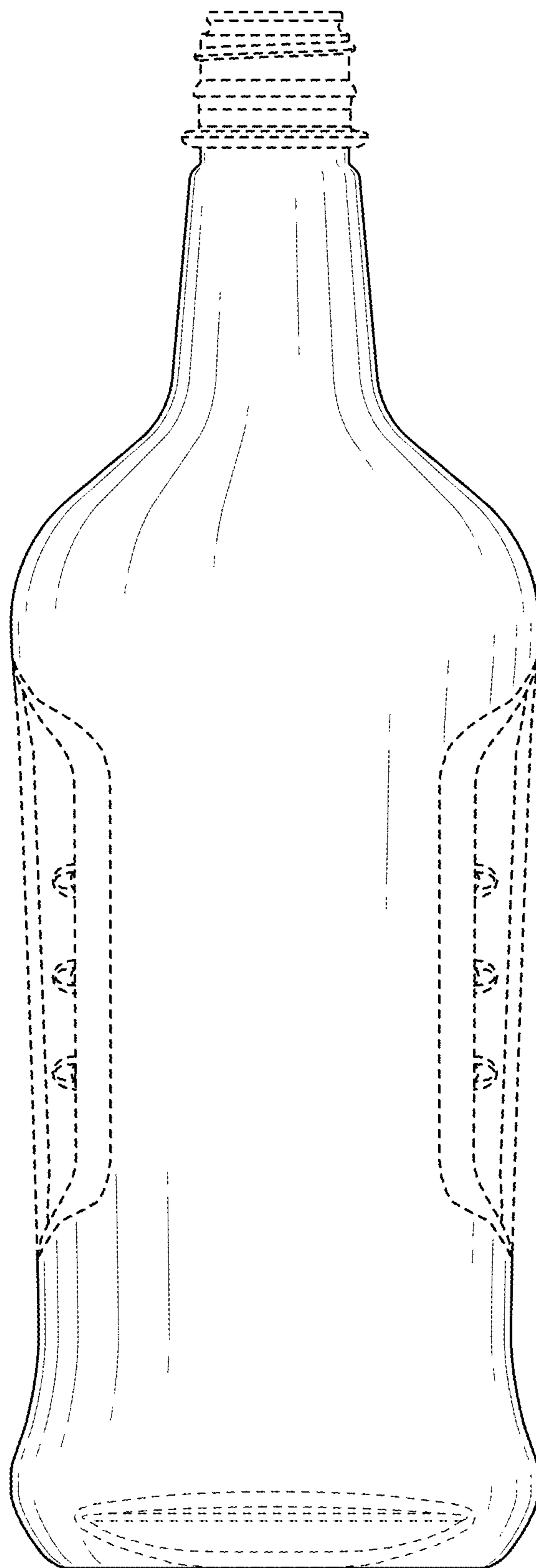


FIG. 3




FIG. 4

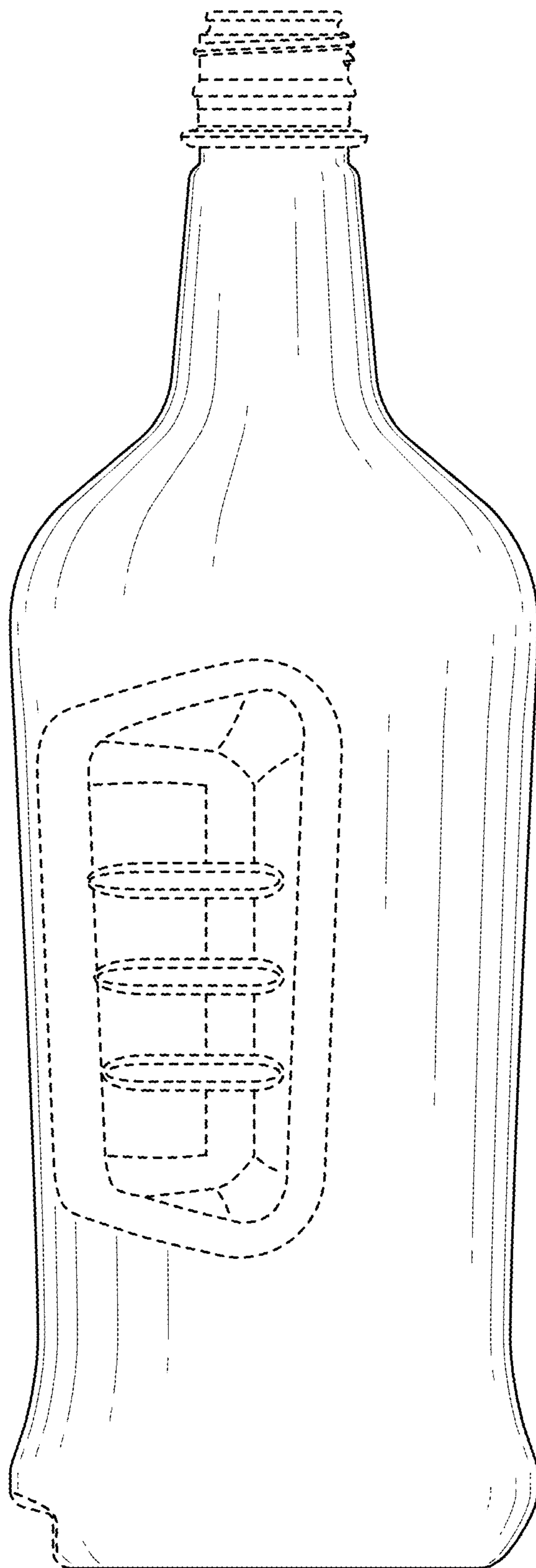


FIG. 5

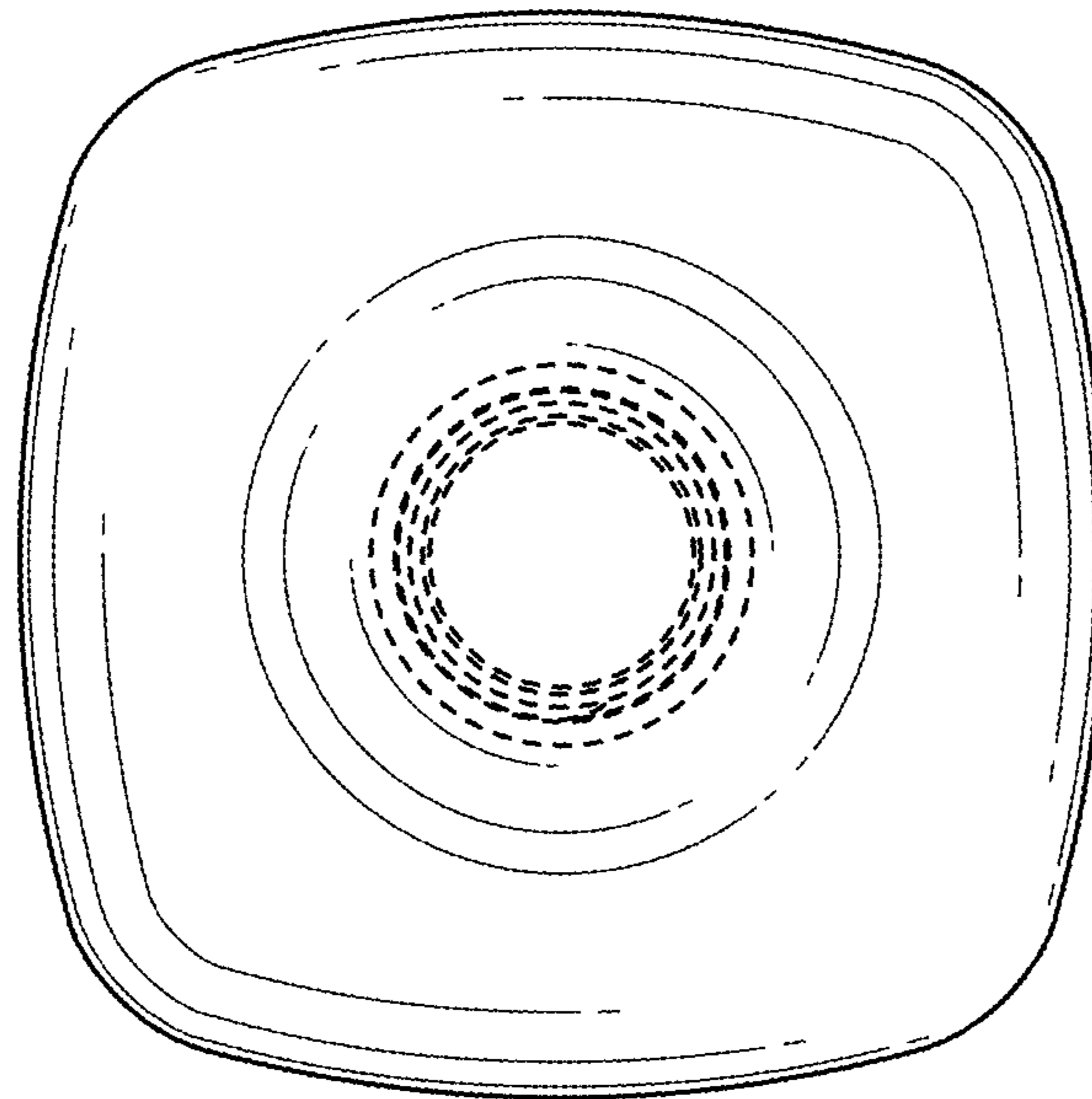


FIG. 6

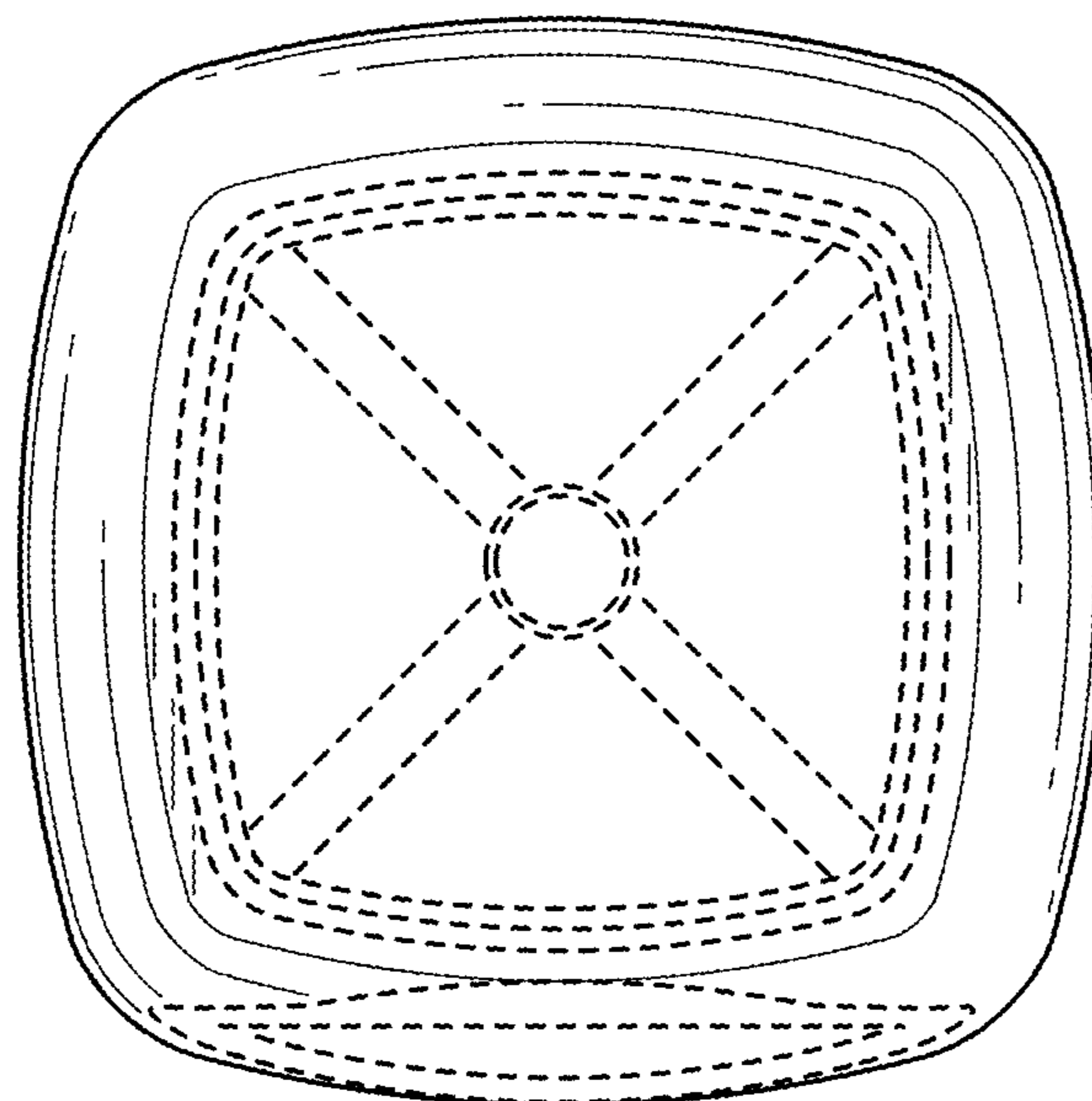


FIG. 7