



US00D769723S

(12) **United States Design Patent** (10) **Patent No.:** **US D769,723 S**
Fischer (45) **Date of Patent:** **** Oct. 25, 2016**

- (54) **CONTAINER WITH HELICAL SIDES**
- (71) Applicant: **Clarence J. Venne, LLC**, Bristol, PA (US)
- (72) Inventor: **Jeffrey H. Fischer**, Warminster, PA (US)
- (73) Assignee: **Clarence J. Venne, LLC**, Bristol, PA (US)
- (**) Term: **14 Years**
- (21) Appl. No.: **29/501,484**
- (22) Filed: **Sep. 4, 2014**
- (51) **LOC (10) Cl.** **09-01**
- (52) **U.S. Cl.**
USPC **D9/538; D9/540; D9/552; D9/557; D9/571**
- (58) **Field of Classification Search**
USPC D9/682, 686-687, 689, 691-694, 725, D9/763, 772-773, 775, 779, 516, 519, D9/521-522, 526, 529-530, 537-543, 549, D9/552, 559-561, 565, 571, 574-575; 215/379, 381-385; 220/660, 669, 675; D19/162
See application file for complete search history.

(56) **References Cited**

U.S. PATENT DOCUMENTS

- D79,585 S * 10/1929 Edwards D9/519
- 2,022,520 A 11/1935 Philbrick
- D233,216 S * 10/1974 Cachero D9/500
- D274,697 S * 7/1984 Venne D9/725 X
- D303,926 S * 10/1989 Venne D9/725 X
- D328,424 S * 8/1992 Cavazza D9/571 X
- D333,435 S * 2/1993 Blair D9/542 X
- D389,865 S * 1/1998 Venne D19/162
- 5,713,681 A * 2/1998 Venne B65D 1/0223 D9/539 X
- D396,244 S * 7/1998 Venne D19/162
- 6,095,705 A * 8/2000 Phillips B43K 5/005 401/202
- D442,633 S * 5/2001 Kalczynski D19/119

- D448,408 S * 9/2001 Calabro D9/542 X
- D455,782 S * 4/2002 Singh D19/162
- D481,954 S 11/2003 Potts et al.
- D489,268 S * 5/2004 Wang D9/522
- D495,607 S * 9/2004 Bezek D9/559 X
- D505,078 S * 5/2005 Fischer D9/538
- D560,251 S * 1/2008 Hartelius D9/543 X
- D584,158 S * 1/2009 Fraser D9/557
- D584,638 S * 1/2009 Castelnuovo-Tedesco D9/686
- D587,588 S * 3/2009 Fraser D9/557
- D599,672 S * 9/2009 Carlson D9/560 X
- D620,367 S * 7/2010 Leslie D9/529 X
- 7,767,464 B2 * 8/2010 Kentley G07D 7/14 162/140
- D675,535 S * 2/2013 Nomura D9/552 X
- D689,773 S * 9/2013 Nomura D9/539
- D709,330 S * 7/2014 Holmes D9/552 X
- D711,238 S * 8/2014 Schlies D9/538
- D726,019 S * 4/2015 Dilley D9/557 X
- D727,738 S * 4/2015 Lindsay D9/537 X
- 2007/0068894 A1 * 3/2007 Iwashita B65D 1/0223 215/382
- 2007/0125743 A1 * 6/2007 Pritchett, Jr. B65D 1/0223 215/379

* cited by examiner

Primary Examiner — Carol P Rademaker
(74) *Attorney, Agent, or Firm* — Barnes & Thornburg LLP

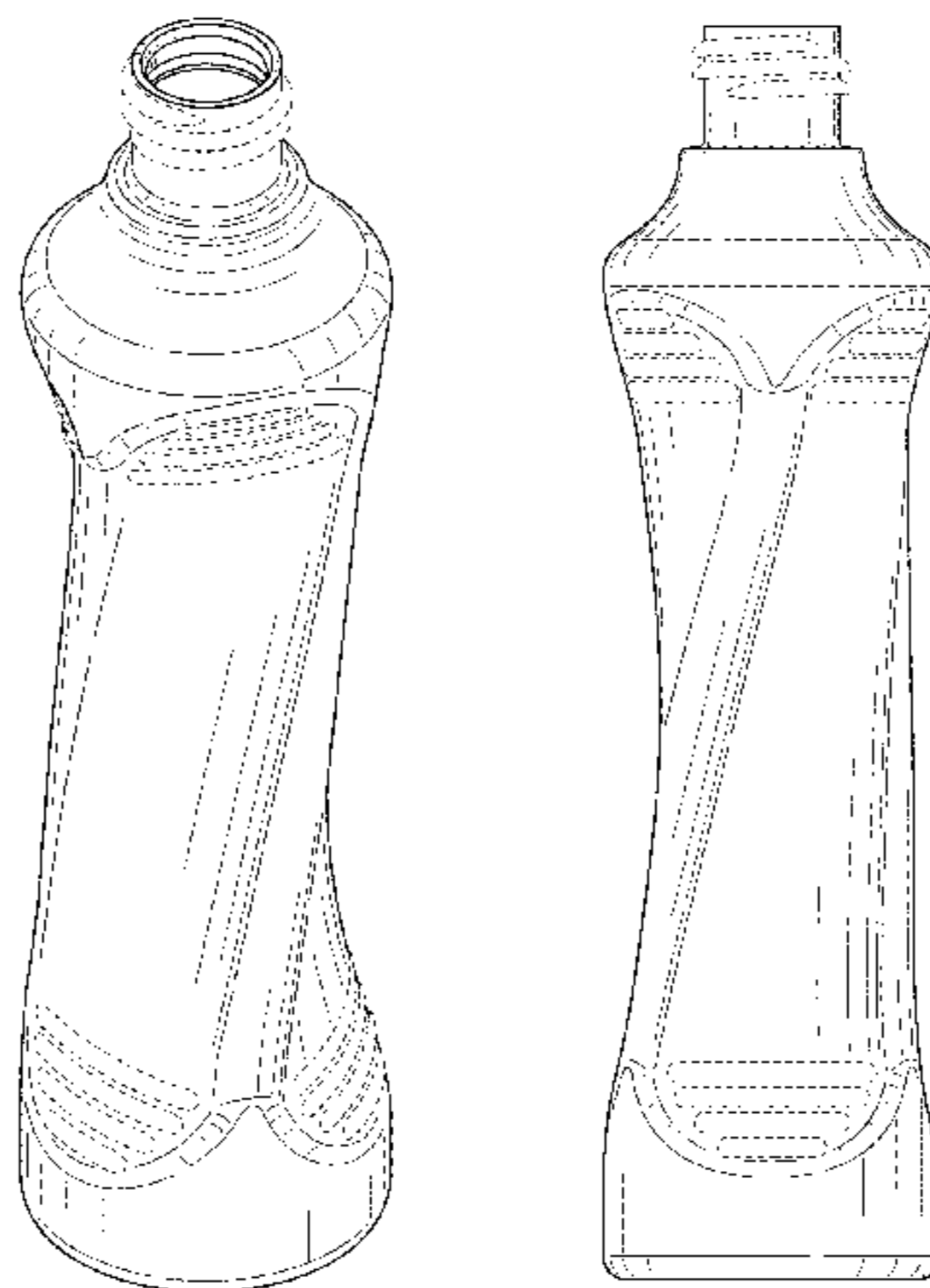
(57) **CLAIM**

The ornamental design for a container with helical sides, as shown and described.

DESCRIPTION

FIG. 1 is a top, rear, left side perspective view of a container with helical sides;
FIG. 2 is a front elevational view thereof;
FIG. 3 is a rear elevational view thereof;
FIG. 4 is a right side elevational view thereof;
FIG. 5 is a left side elevational view thereof; and,
FIG. 6 is a top plan view thereof.
The broken lines shown in the drawings are included for the purpose of illustrating portions of the container with helical sides that form no part of the claimed design.

1 Claim, 3 Drawing Sheets



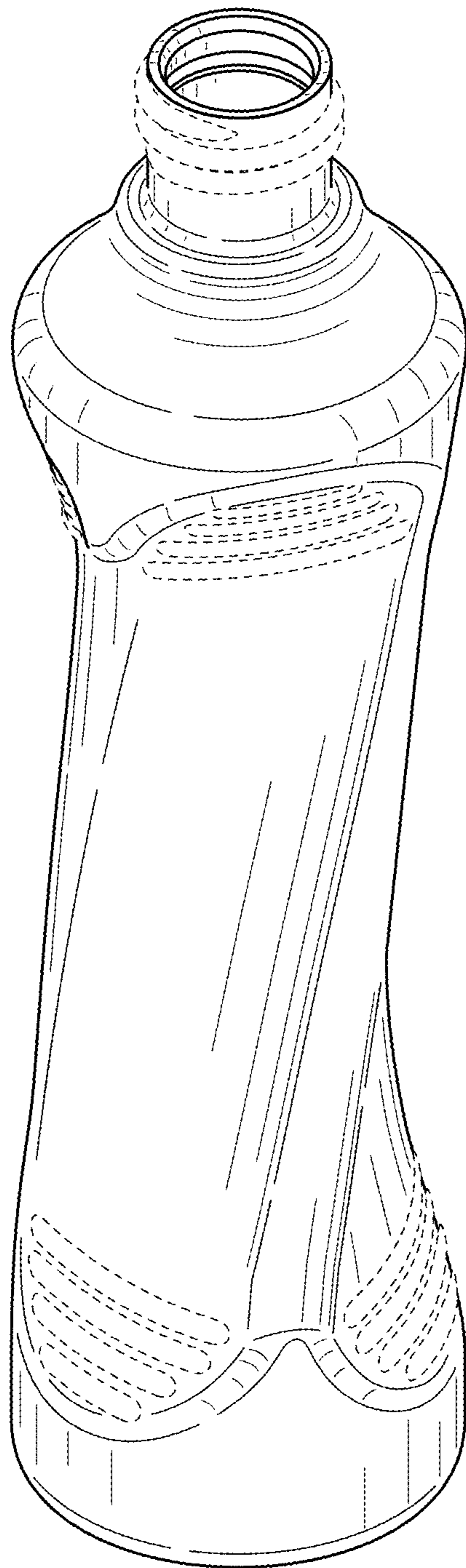


FIG. 1

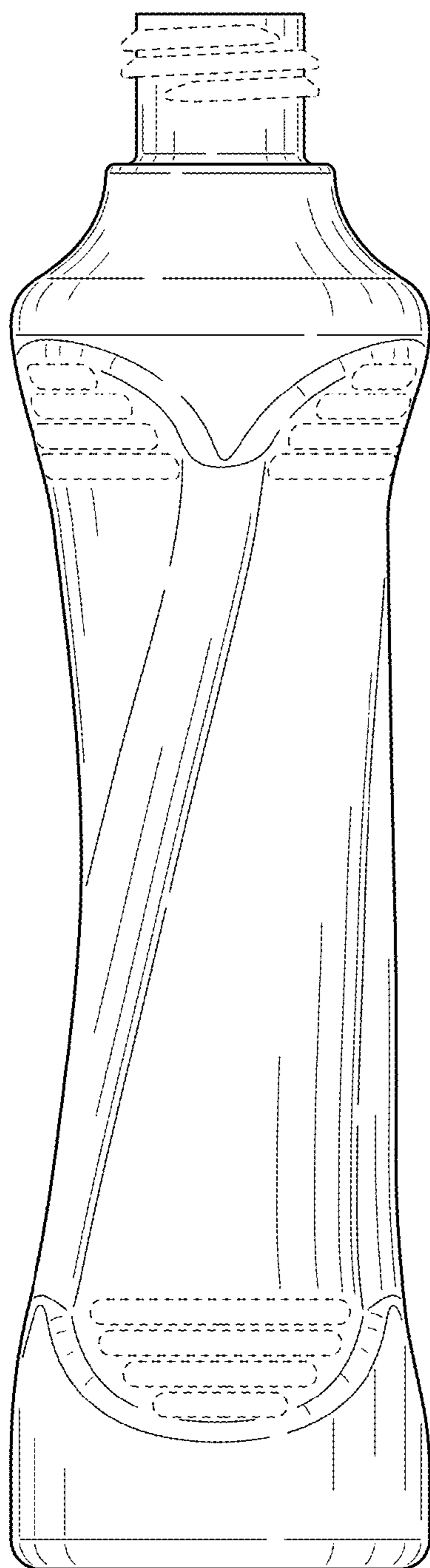


FIG. 2

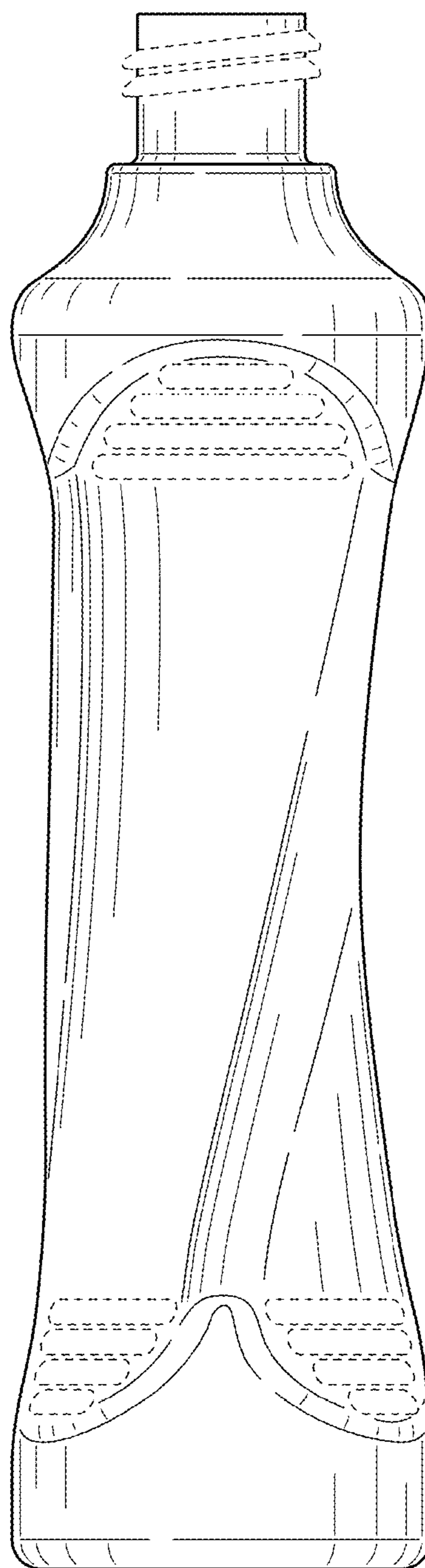


FIG. 3

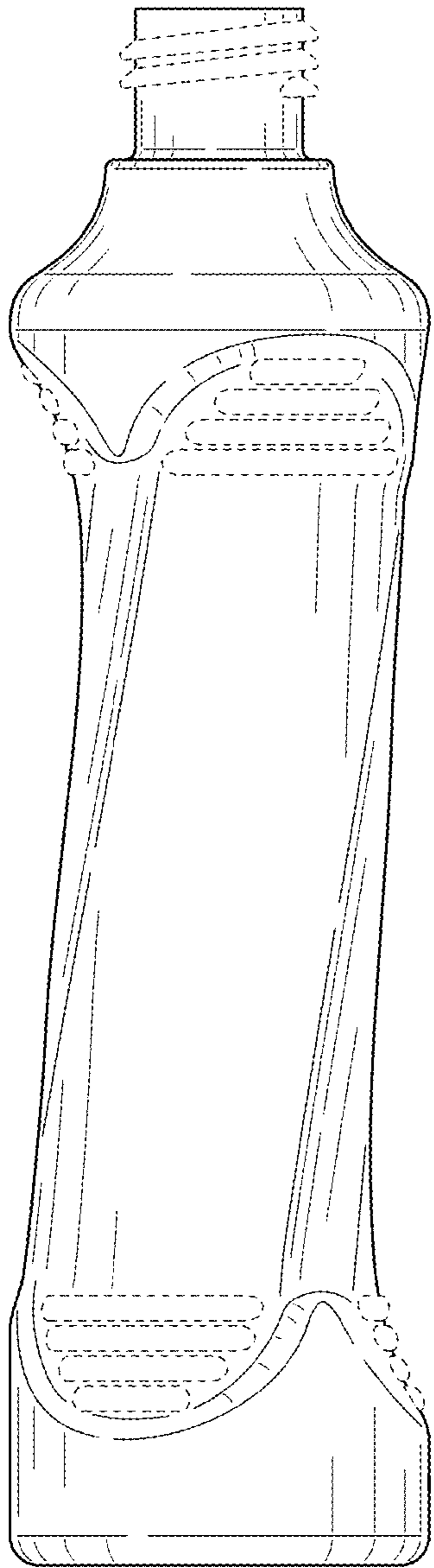


FIG. 4

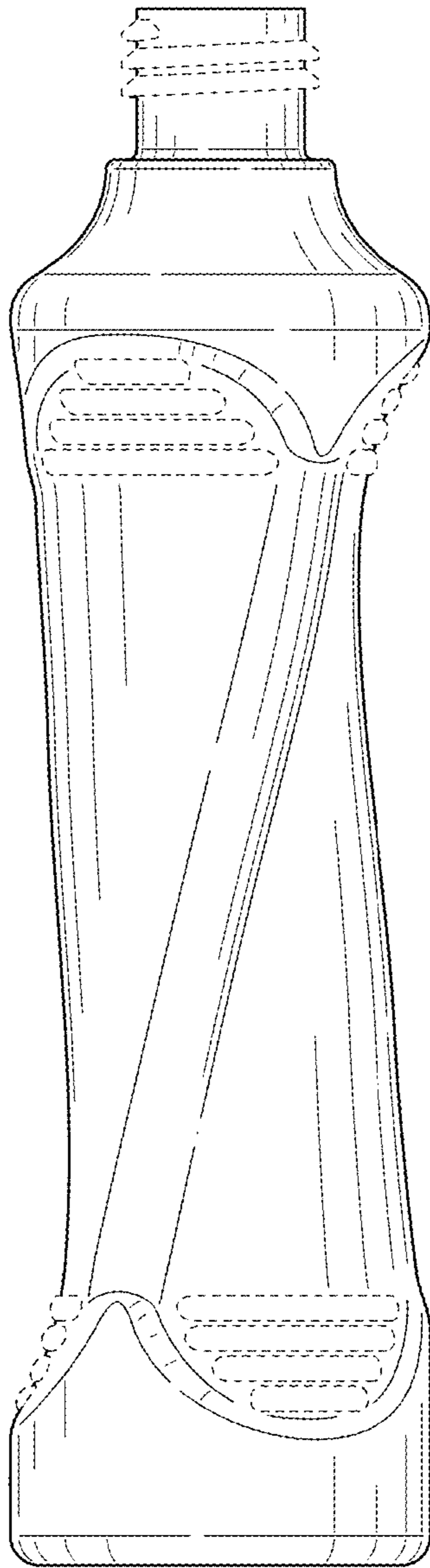


FIG. 5

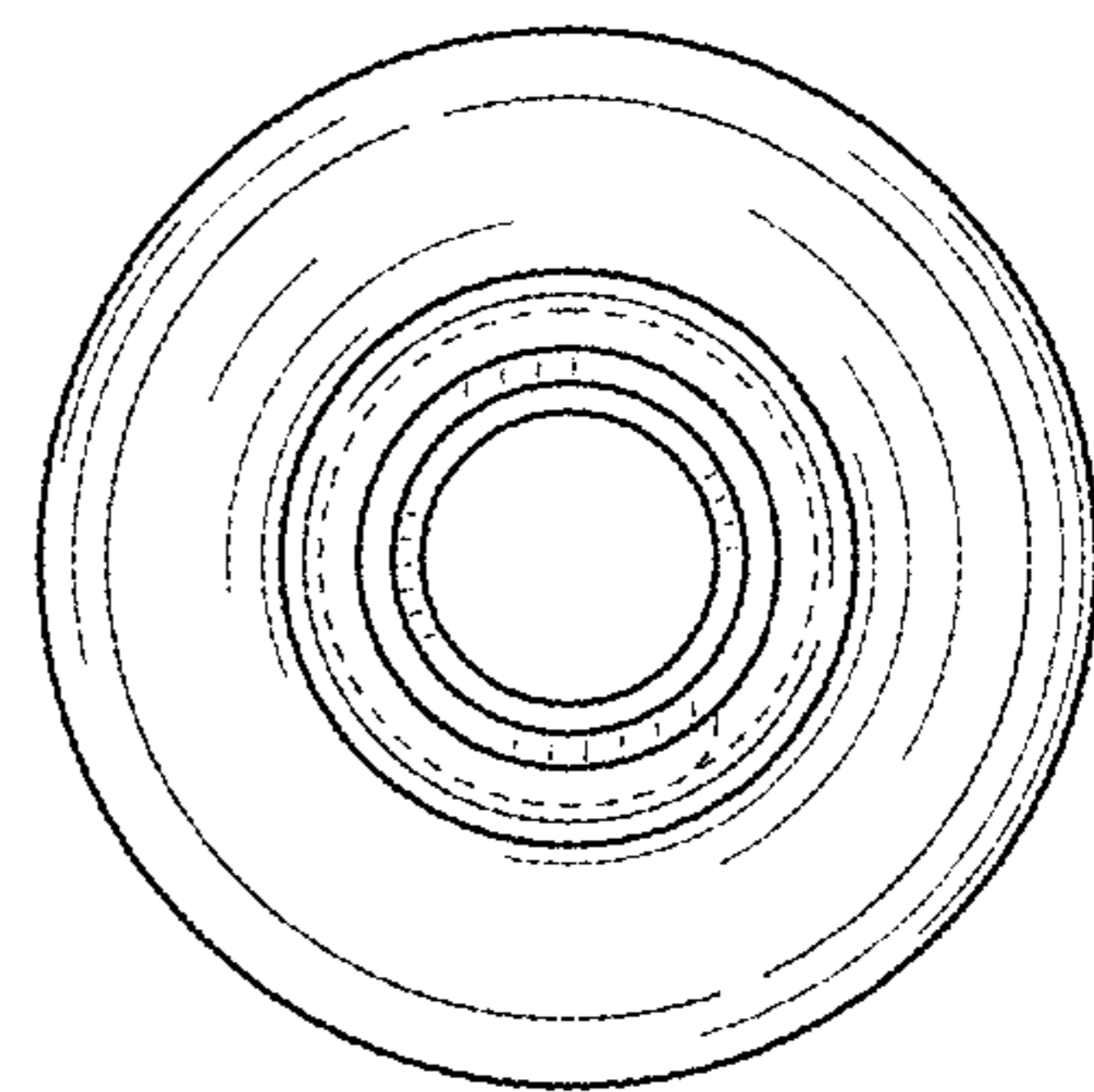


FIG. 6