



US00D769714S

(12) **United States Design Patent**  
**Koza**

(10) **Patent No.:** **US D769,714 S**  
(45) **Date of Patent:** **\*\* Oct. 25, 2016**

(54) **PACKAGING TUBE**

(71) Applicant: **Katsura Koza**, Tokyo (JP)

(72) Inventor: **Katsura Koza**, Tokyo (JP)

(73) Assignee: **SHISEIDO CO., LTD.**, Tokyo (JP)

(\*\*) Term: **14 Years**

(21) Appl. No.: **29/517,886**

(22) Filed: **Feb. 18, 2015**

(51) **LOC (10) Cl.** ..... **09-07**

(52) **U.S. Cl.**  
USPC ..... **D9/447**; D9/434; D9/435

(58) **Field of Classification Search**  
USPC ..... D3/202; D6/512, 541-545; D7/300,  
D7/321, 382.1, 396.2, 397, 398, 500, 507,  
D7/509, 510, 511, 900; D8/2; D9/434,  
D9/435, 447, 448, 692, 685, 686, 707,  
D9/708; D19/70, 163; D24/127, 199;  
D28/4, 7, 76, 78, 82, 91, 91.1;  
215/200, 235, 236, 252, 259, 329, 355,  
215/364; 220/200, 254.2, 254.4, 254.7,  
220/320; D23/91, 206; D32/32  
CPC ... B05B 11/0072; B65D 39/00; B65D 41/00;  
B65D 43/00; B65D 43/02; B65D 43/265;  
B65D 43/267; B65D 47/2031  
See application file for complete search history.

(56) **References Cited**

**U.S. PATENT DOCUMENTS**

- 1,947,376 A \* 2/1934 Burrell ..... B65D 47/2031  
222/494
- 1,977,623 A \* 10/1934 Corbin, Jr. .... B65D 47/242  
222/521
- D136,098 S \* 8/1943 Hartman ..... 222/575
- D179,333 S \* 11/1956 Tupper ..... D9/447
- D204,909 S \* 5/1966 Russel ..... D9/442
- 3,610,477 A \* 10/1971 Herzig ..... B65D 47/2031  
222/494
- 4,061,254 A \* 12/1977 Nilson ..... B05B 11/0072  
137/508
- D264,053 S \* 4/1982 Ma ..... D9/442

- D333,788 S \* 3/1993 Geschwender ..... D9/435
- D336,429 S \* 6/1993 Petoskey ..... D9/434
- D338,830 S \* 8/1993 Leoncavallo ..... D9/447
- D423,355 S \* 4/2000 Loeb ..... D9/447
- D458,137 S \* 6/2002 Bakic ..... D9/448
- D479,466 S \* 9/2003 Bremner ..... D9/434
- D482,281 S \* 11/2003 Bakic ..... D9/448
- D487,398 S \* 3/2004 Bremner ..... D9/434
- D489,613 S \* 5/2004 Campbell ..... D9/447
- D518,379 S \* 4/2006 Decottignies ..... D9/447
- D546,682 S \* 7/2007 Decottignies ..... D9/448
- D552,991 S \* 10/2007 Lai ..... D9/448
- D561,046 S \* 2/2008 Kerman ..... D9/697
- D562,625 S \* 2/2008 Alikhan ..... D7/392.1
- D668,541 S \* 10/2012 McCoy ..... D9/447
- D684,054 S \* 6/2013 Son ..... D9/447
- D712,257 S \* 9/2014 Schwall ..... D9/448
- D716,658 S \* 11/2014 Sillince ..... D9/447

\* cited by examiner

*Primary Examiner* — Thomas Johannes  
*Assistant Examiner* — Catherine Posthauer  
(74) *Attorney, Agent, or Firm* — Manabu Kanesaka

(57) **CLAIM**  
The ornamental design for a packaging tube, as shown and described.

**DESCRIPTION**

FIG. 1 is a perspective view of a packaging tube showing my new design;  
FIG. 2 is a front view thereof;  
FIG. 3 is a rear view thereof;  
FIG. 4 is a plan view thereof;  
FIG. 5 is a bottom view thereof;  
FIG. 6 is a left side view thereof;  
FIG. 7 is a right side view thereof; and  
FIG. 8 is a cross-sectional view thereof along the line 8-8 in FIG. 2.  
FIG. 9 is a cross-sectional view thereof along the line 9-9 in FIG. 7.  
FIG. 10 is a cross-sectional view thereof along the line 10-10 in FIG. 7; and,  
FIG. 11 is a cross-sectional view thereof along the line 11-11 in FIG. 7.  
The broken lines depict portions of the packaging tube that form no part of claimed design.

**1 Claim, 4 Drawing Sheets**

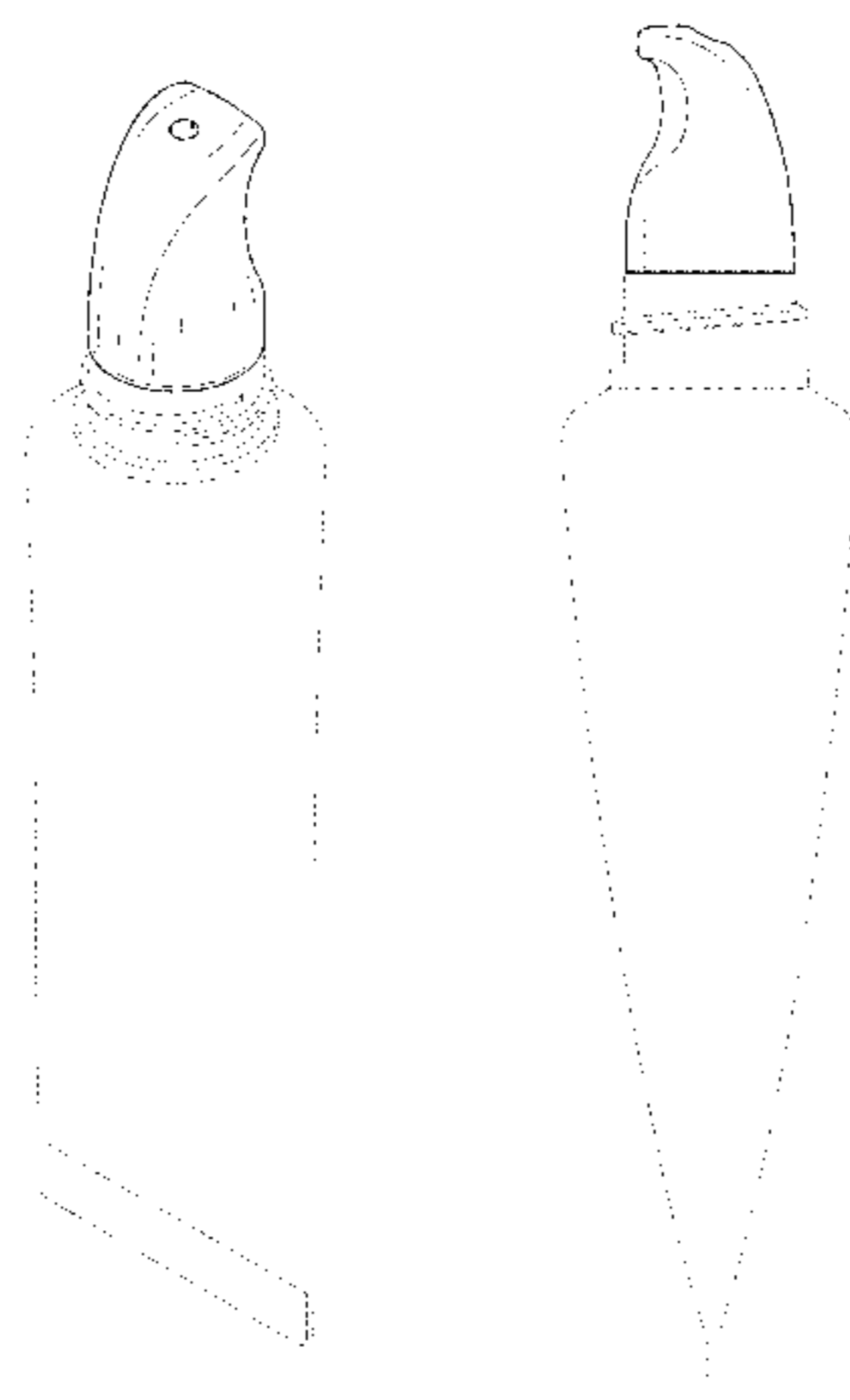


Fig. 1




Fig. 2




Fig.3




Fig.4

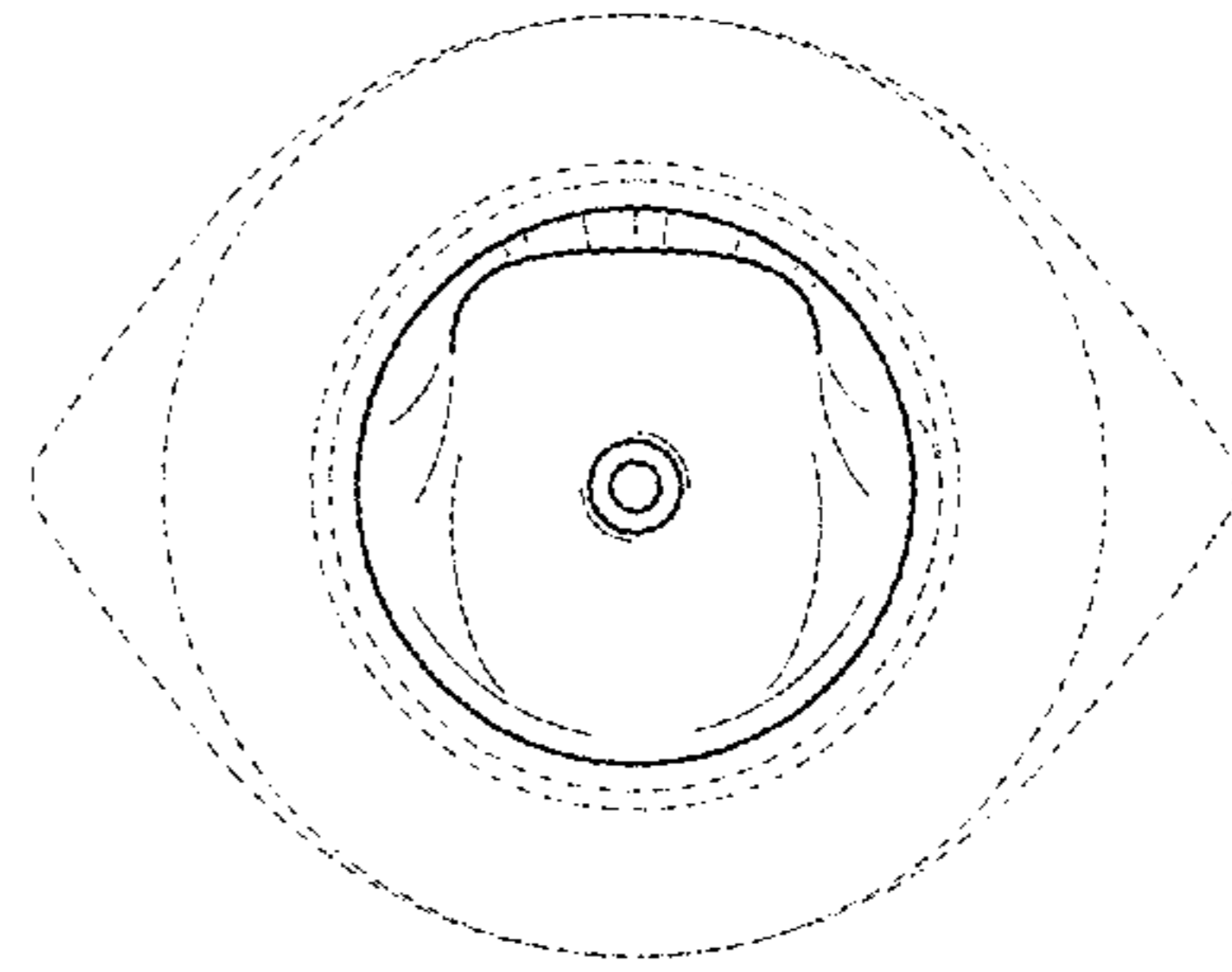


Fig.5

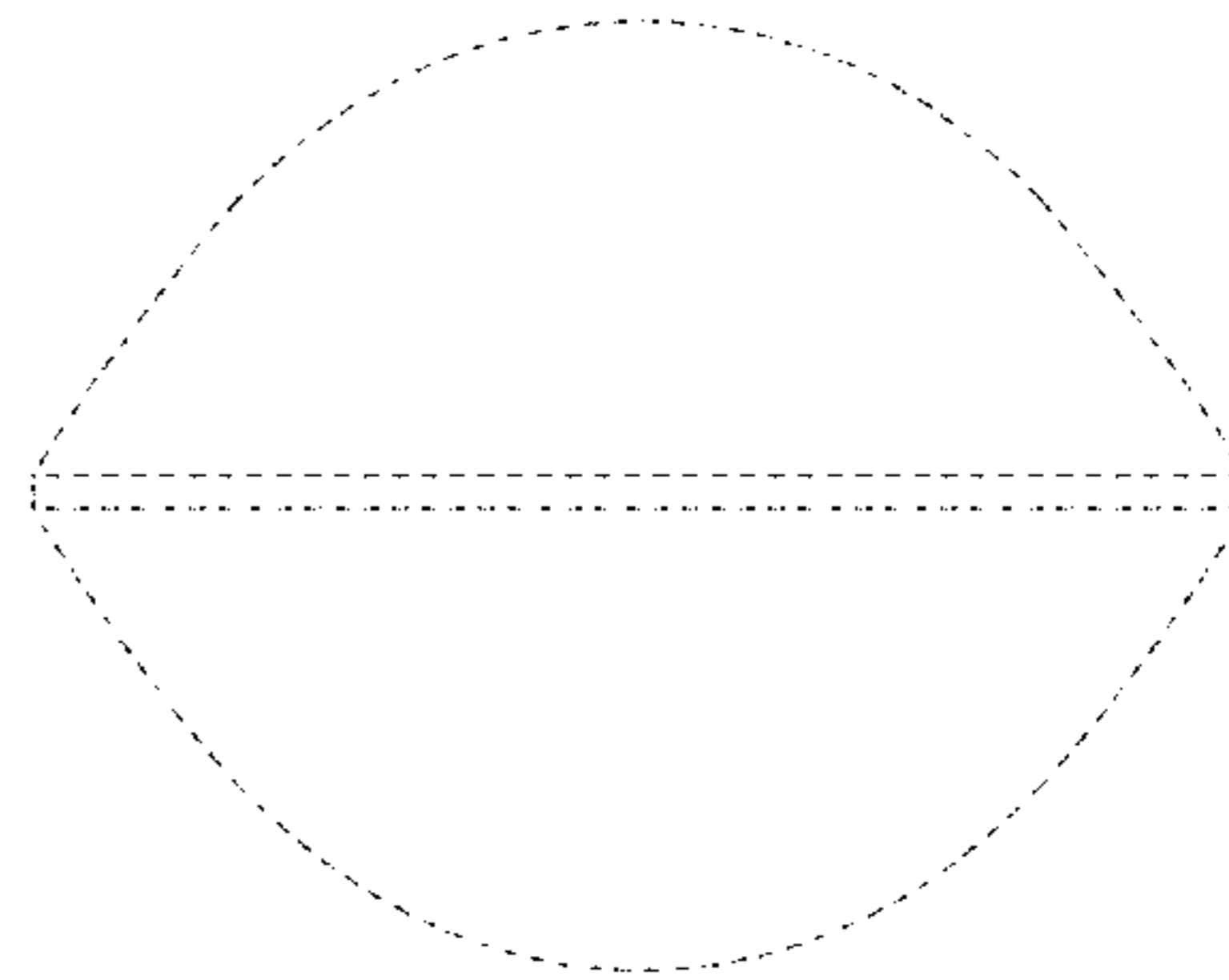


Fig.6

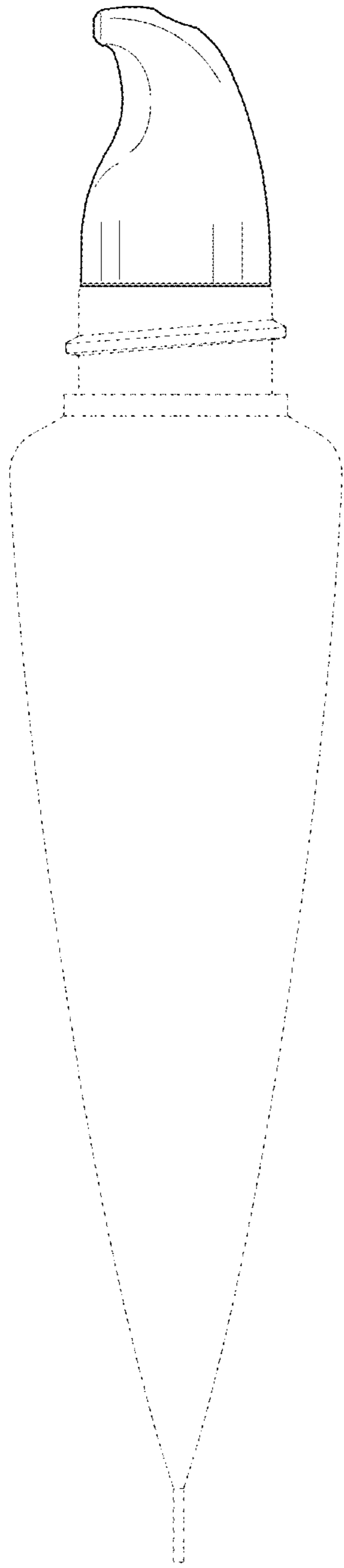


Fig.7

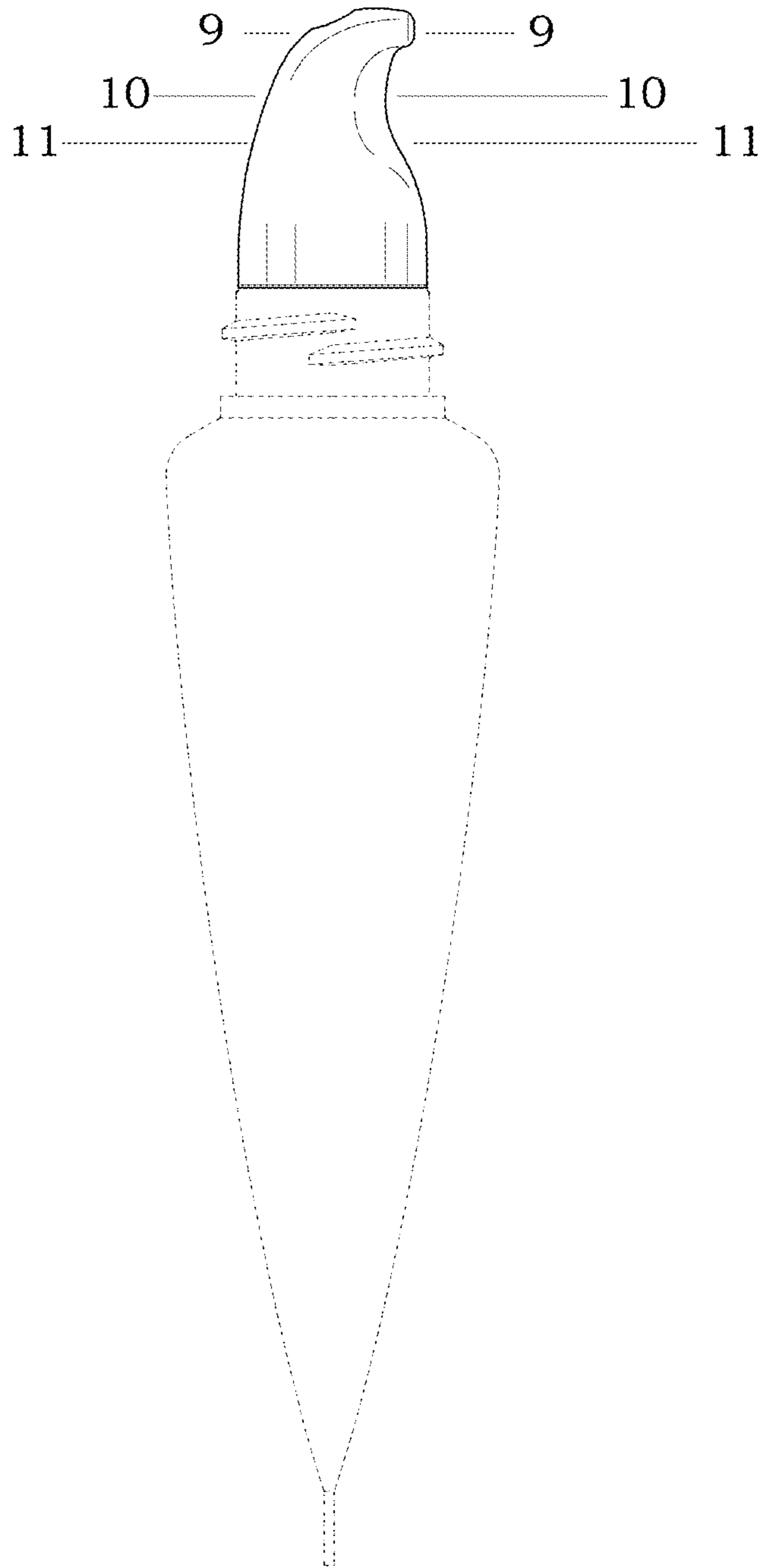


Fig.8

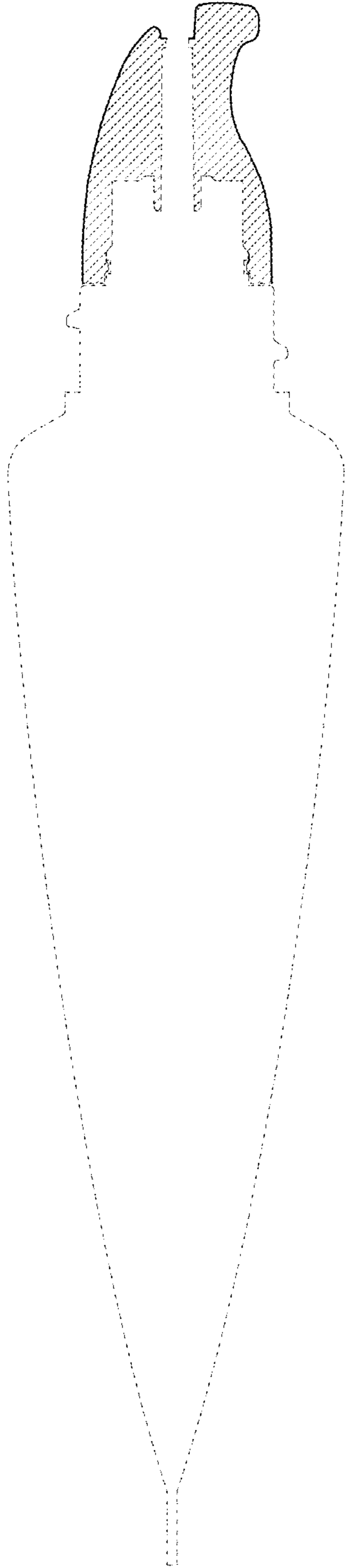


Fig.9

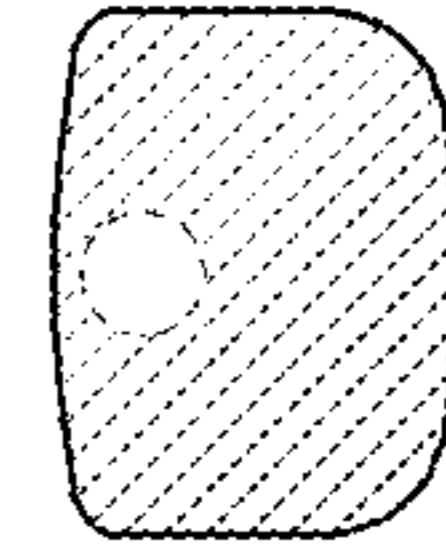


Fig.10

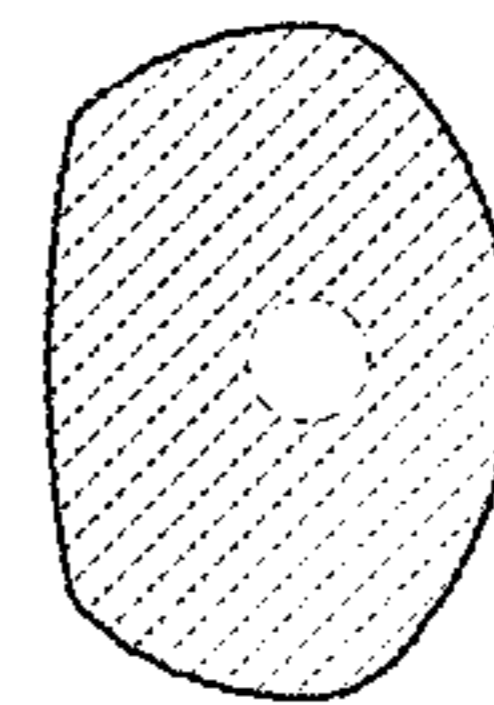


Fig.11

