



US00D769676S

(12) **United States Design Patent** (10) **Patent No.:** **US D769,676 S**
Alleyne (45) **Date of Patent:** **** Oct. 25, 2016**

(54) **CUP CARRIER TRAY**
(71) Applicant: **Camille Alleyne**, Lawrenceville, GA (US)
(72) Inventor: **Camille Alleyne**, Lawrenceville, GA (US)
(73) Assignee: **Camille Alleyne**, Lawrenceville, GA (US)
(**) Term: **15 Years**

D440,832 S * 4/2001 Goldsborough D11/152
D469,659 S * 2/2003 Gale D7/553.6
D571,623 S * 6/2008 Loving D7/608
D575,600 S * 8/2008 Mayer D7/553.1
D591,560 S 5/2009 Lackey et al.
D624,360 S * 9/2010 Leavelle D7/501
D625,960 S 10/2010 Lipfert et al.
D651,048 S 12/2011 Gold
D671,380 S * 11/2012 Momeny D7/701
D675,489 S * 2/2013 Albornoz D7/701
8,567,640 B1 * 10/2013 Johnson-Lofton .. G07F 17/0092
211/59.2
D743,756 S * 11/2015 Brandon D7/707

(21) Appl. No.: **29/530,695**
(22) Filed: **Jun. 18, 2015**
(51) **LOC (10) Cl.** **07-01**
(52) **U.S. Cl.**
USPC **D7/553.8**
(58) **Field of Classification Search**
USPC D7/550.1, 552.2, 553.2, 553.5, 554.3,
D7/601-602, 397, 401.1, 553.8; D9/415,
D9/418, 759-761
CPC B65D 1/243; B65D 2501/24019;
B65D 2501/24165; B65D 11/18; B65D 85/30
See application file for complete search history.

OTHER PUBLICATIONS

Sombrero Serving Tray 11 Drink Holder Beverage Caddy, <http://rakuten.com/prod/sombrero-serving-tray-11-drink-holder-beverage-caddy/243> . . . , May 19, 2015, 2 pages.

* cited by examiner

Primary Examiner — Kelley Donnelly
(74) *Attorney, Agent, or Firm* — Kilpatrick Townsend & Stockton LLP

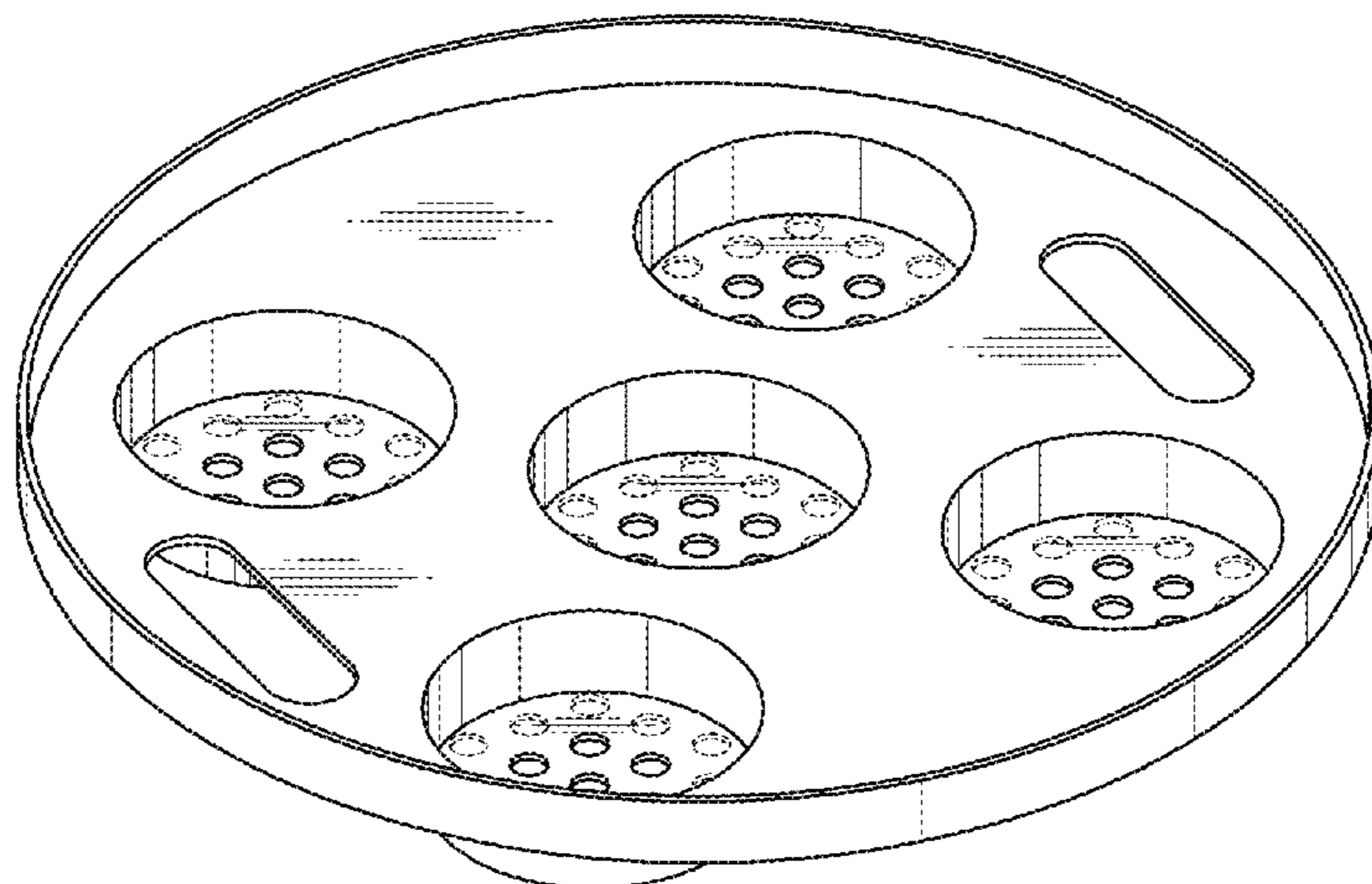
(57) **CLAIM**
The ornamental design for a cup carrier tray, as shown and described.

(56) **References Cited**
U.S. PATENT DOCUMENTS
367,329 A * 7/1887 Witherell A47F 5/0037
211/77
D269,935 S 8/1983 Powers
D292,161 S * 10/1987 Spolter D7/553.6
D312,949 S * 12/1990 Persch D7/598
D344,436 S 2/1994 Walls et al.
5,299,695 A * 4/1994 Taylor, Jr. A47G 23/08
211/77
D353,977 S 1/1995 Muschett
D354,421 S * 1/1995 Helmer D7/669
D378,038 S * 2/1997 Gaines D7/551.1
D399,704 S 10/1998 Cousins
D413,488 S 9/1999 Foley

DESCRIPTION

FIG. 1 is a top perspective view of a cup carrier tray showing my new design;
FIG. 2 is a lower perspective view of a cup carrier tray;
FIG. 3 is a side view of a cup carrier tray;
FIG. 4 is a top plan view of a cup carrier tray;
FIG. 5 is a bottom plan view of a cup carrier tray; and,
FIG. 6 is a lower perspective view of a cup carrier tray.
The broken lines shown in the figures are included for the purpose of illustrating environment and form no part of the claimed design.

1 Claim, 4 Drawing Sheets



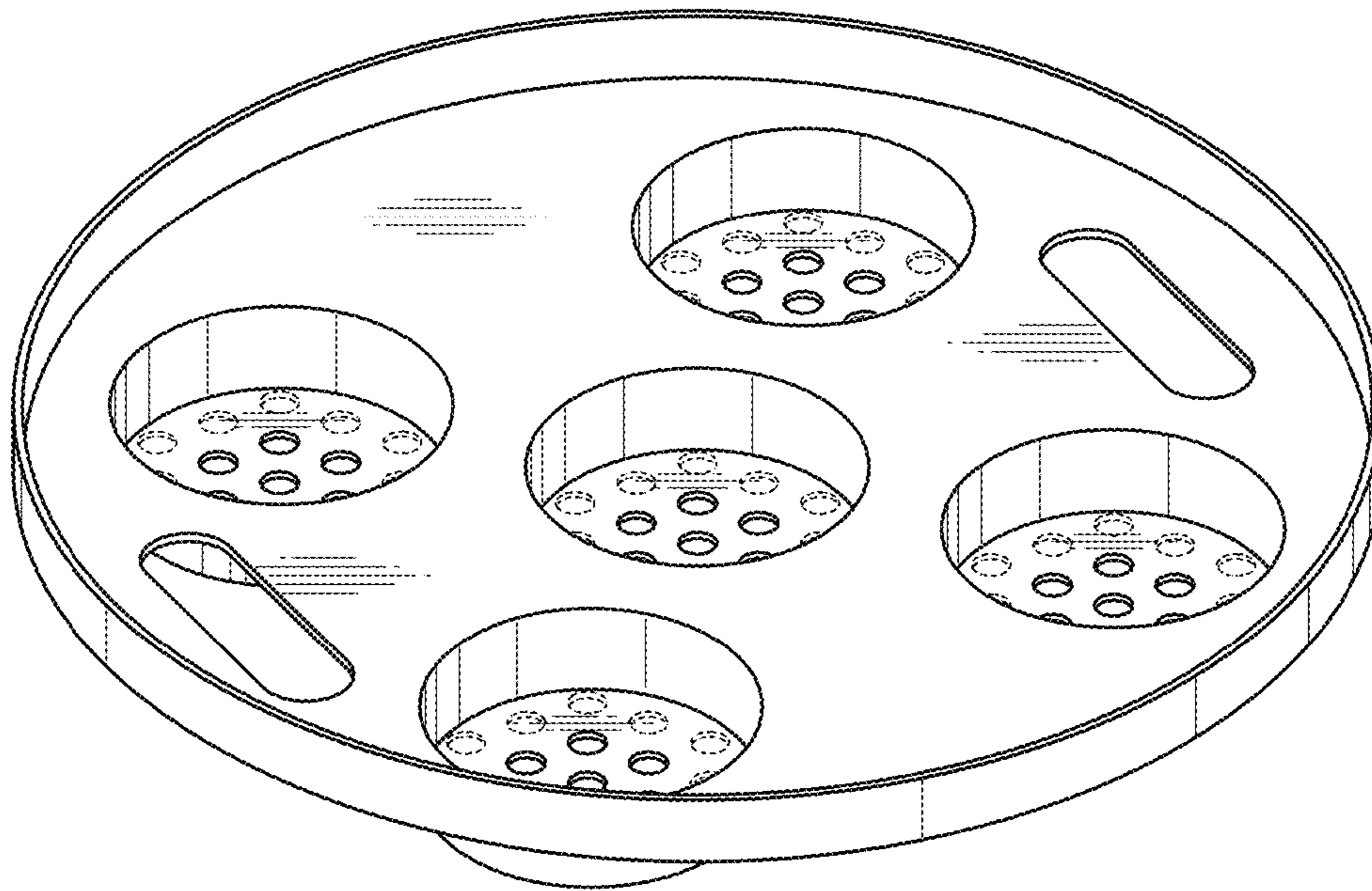


FIG. 1

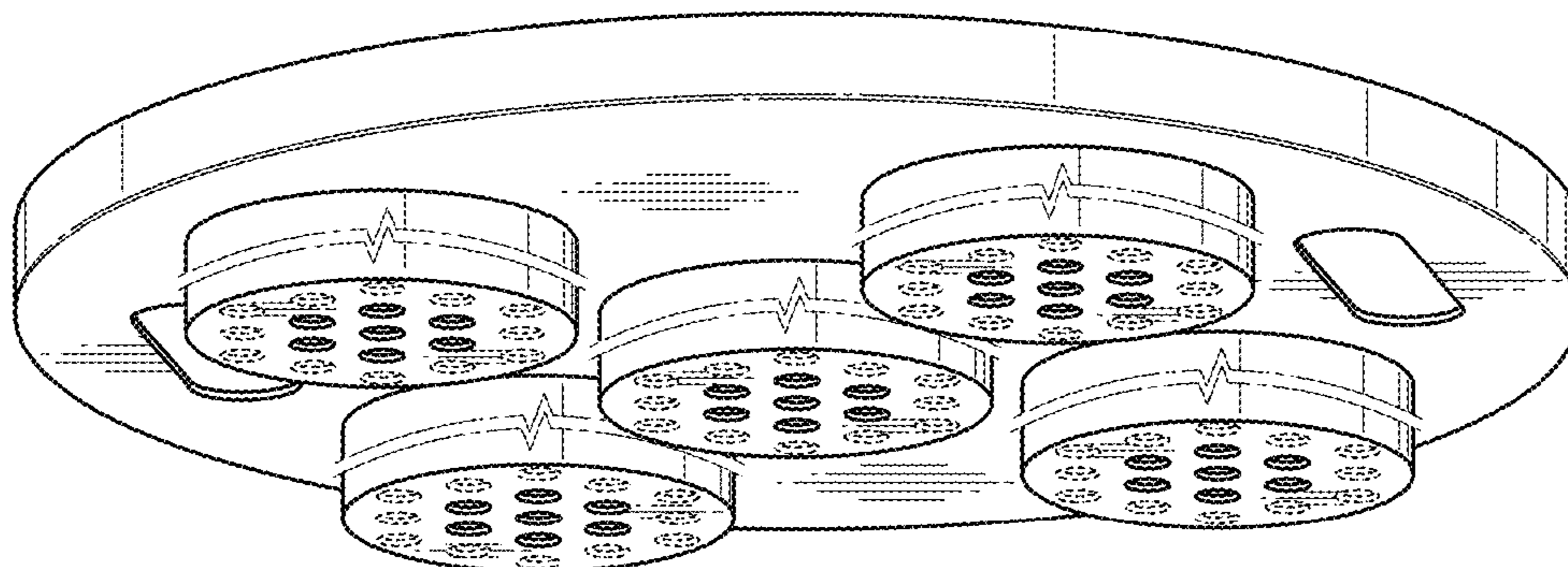


FIG. 2

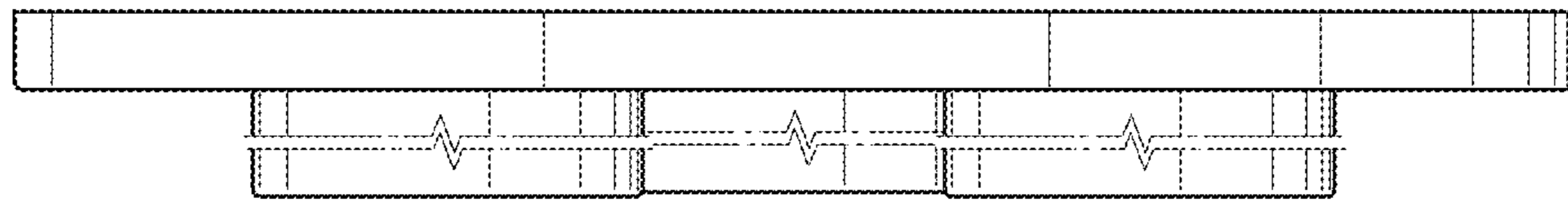


FIG. 3

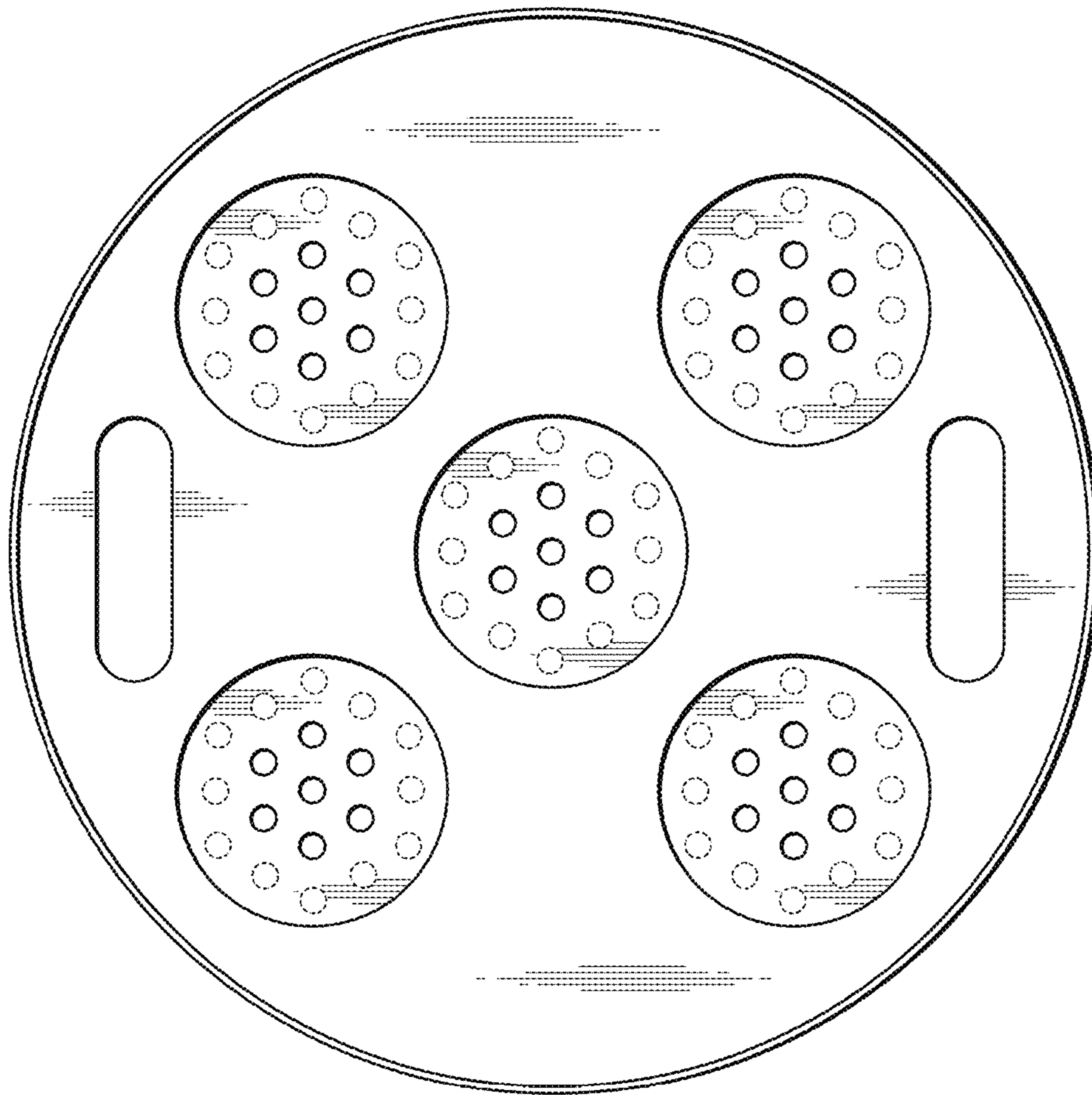


FIG. 4

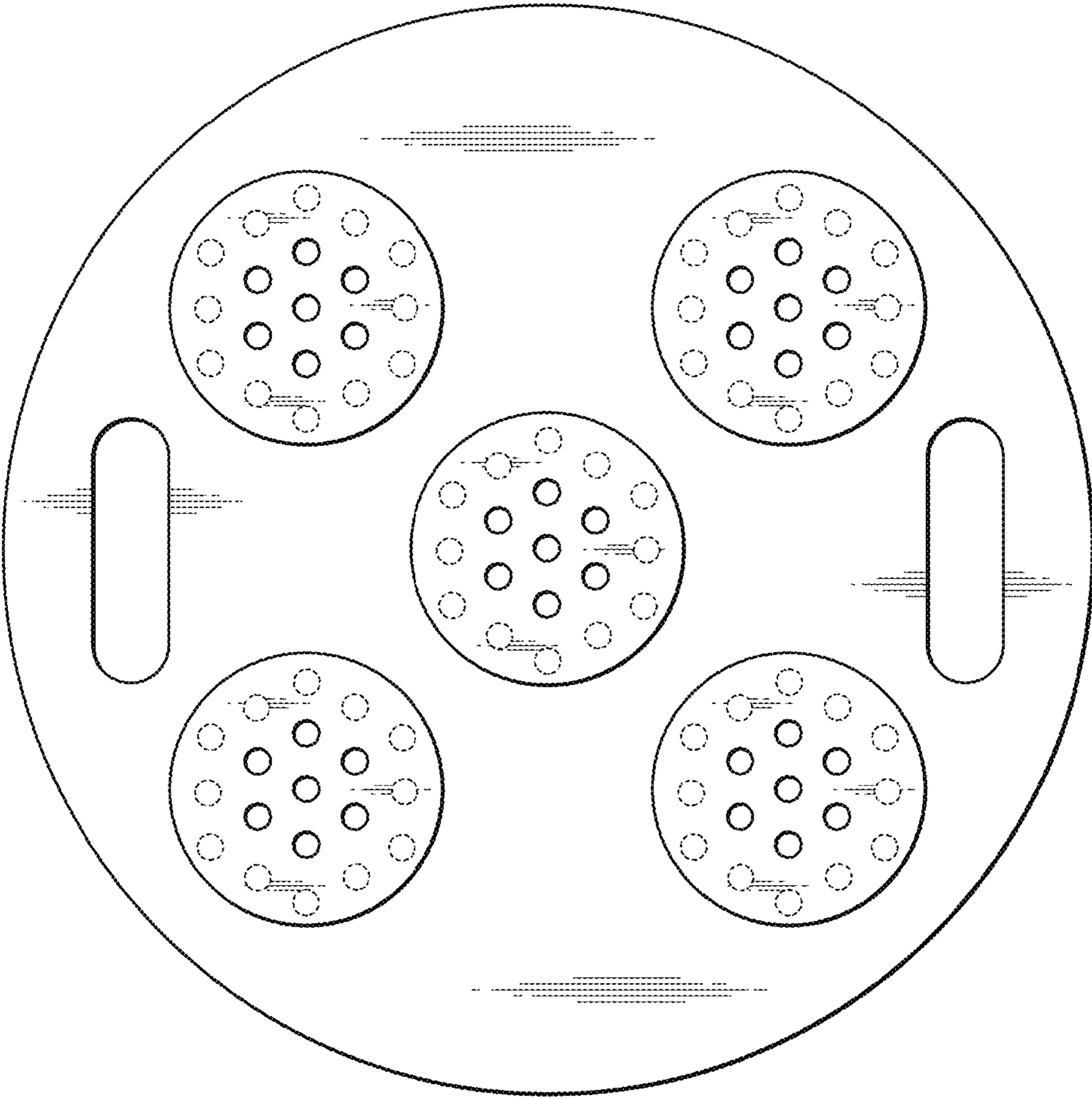


FIG. 5

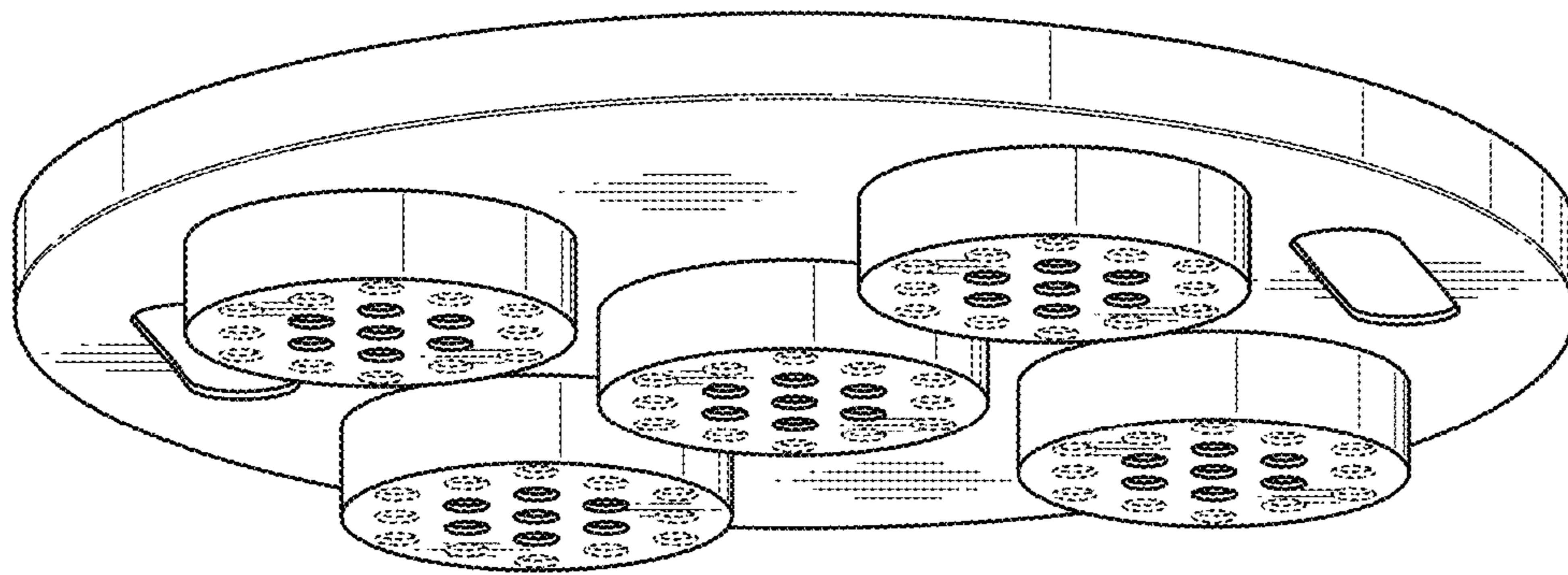


FIG. 6