

US00D769650S

(12) **United States Design Patent**
Mihaly

(10) **Patent No.:** **US D769,650 S**

(45) **Date of Patent:** **** Oct. 25, 2016**

(54) **FLAT TOP SEATBACK COVER**

(71) Applicant: **Craig Mihaly**, Atlanta, GA (US)

(72) Inventor: **Craig Mihaly**, Atlanta, GA (US)

(**) Term: **14 Years**

(21) Appl. No.: **29/504,928**

(22) Filed: **Oct. 10, 2014**

(51) **LOC (10) Cl.** **06-13**

(52) **U.S. Cl.**
USPC **D6/611**

(58) **Field of Classification Search**
USPC D6/719, 707.24, 707.19, 716, 702, 707,
D6/707.25, 716.4, 502, 611, 610, 596, 601,
D6/602, 603, 616, 617, 334, 374, 375,
D6/378; 150/154, 158; 297/452.1, 452.11,
297/452.12, 452.14, 452.29, 452.31,
297/452.32, 452.36, 452.38, 452.46,
297/452.48, 463.2

CPC .. A47C 1/024; A47C 1/032; A47C 1/03255;
A47C 1/035; A47C 1/16; A47C 1/12; A47C
1/121; A47C 1/124; A47C 3/026; A47C
4/28; A47C 4/30; A47C 7/00; A47C 7/42;
A47C 7/44; A47C 7/56; A47C 7/563; A47C
7/566; A47C 7/40; A47C 7/004; A47C 7/36;
A47C 27/00; A47C 31/02

See application file for complete search history.

(56) **References Cited**

U.S. PATENT DOCUMENTS

- 4,725,094 A * 2/1988 Greer A47C 31/02
297/188.06
- D416,429 S * 11/1999 Kennard D6/610
- D449,486 S * 10/2001 Chan D6/611
- D549,032 S * 8/2007 Goudeau D6/610
- D636,624 S * 4/2011 Berk D6/611
- D663,153 S * 7/2012 Kenkelen D6/611
- D680,360 S * 4/2013 Ogawa D6/611
- D696,533 S * 12/2013 Chapman D6/611

- D731,210 S * 6/2015 Schwartz D6/611
- D735,496 S * 8/2015 Mihaly D6/611
- D735,497 S * 8/2015 Mihaly D6/611

OTHER PUBLICATIONS

Etsy.com: Stars and Stripes by IGotYourBackCovered on Etsy. Published Feb. 28, 2016. Retrieved from the internet at <https://www.etsy.com/listing/244953545/stars-and-stripes?ref=shop_home_active_5>, Jun. 1, 2016. 3 pages.*

* cited by examiner

Primary Examiner — Rosemary K Tarcza

Assistant Examiner — Christy Nemeth

(74) *Attorney, Agent, or Firm* — Thomas|Horstemeyer, LLP

(57) **CLAIM**

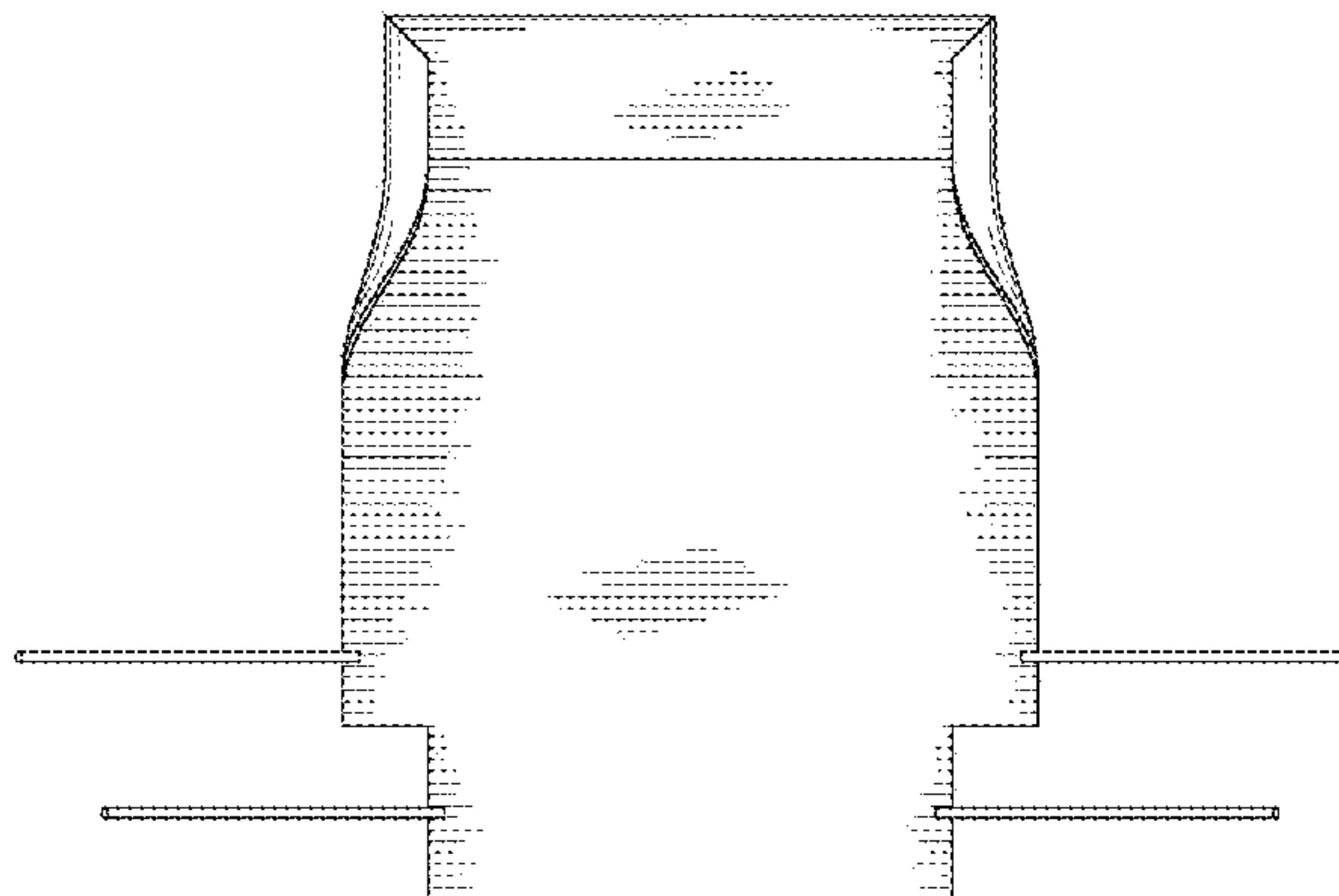
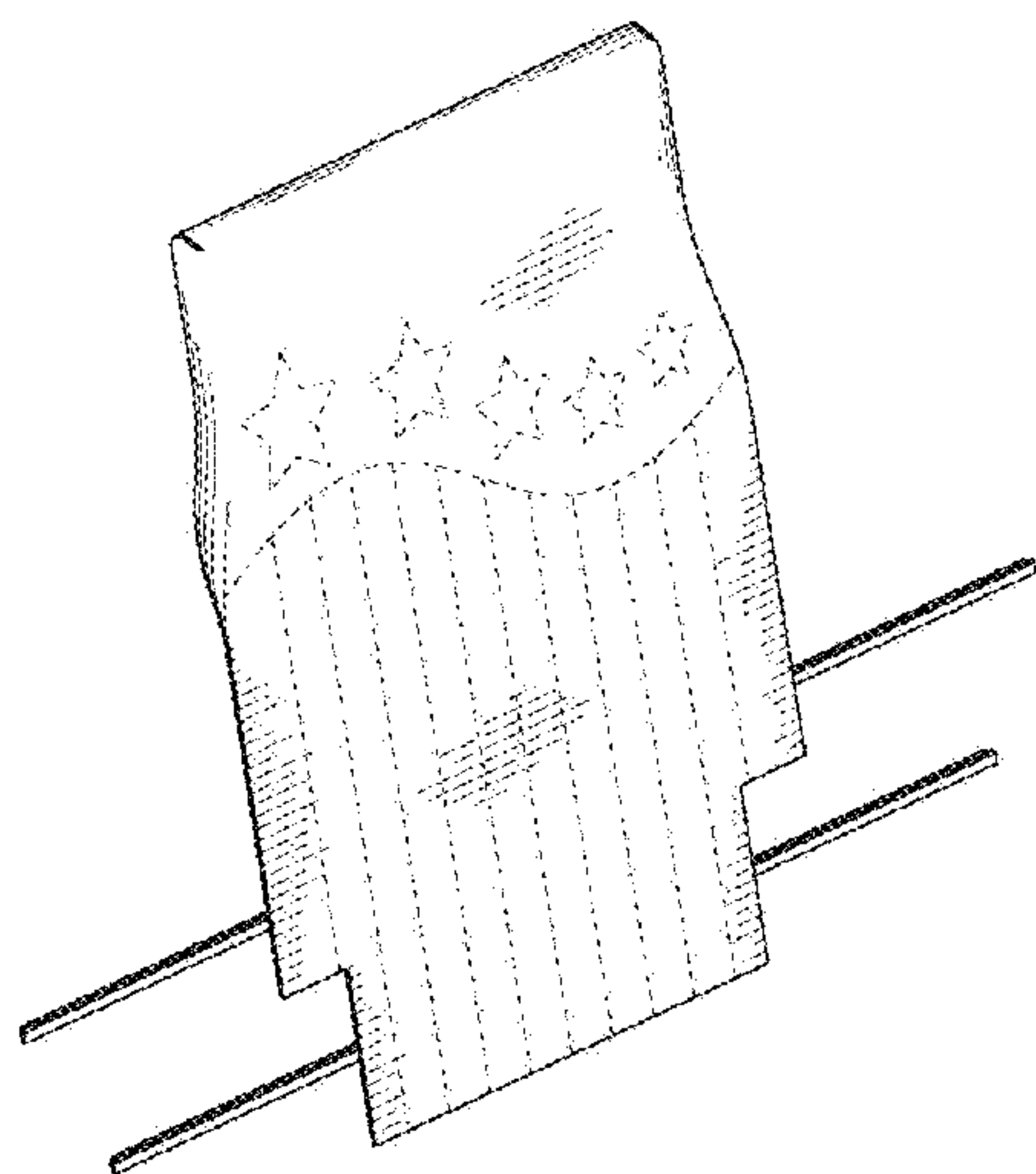
The ornamental design of a flat top seatback cover, as shown and described.

DESCRIPTION

FIG. 1 is a perspective view showing my new flat top seatback cover; FIG. 2 is a front view thereof; FIG. 3 is a back view thereof; FIG. 4 is a left side view thereof; FIG. 5 is a right side view thereof; FIG. 6 is a top view thereof; and FIG. 7 is a bottom view thereof; and, FIGS. 8 and 9 are perspective views illustrating an example of the flat top seatback cover when attached to a rocking chair.

The broken lines within the bounds of solid lines are for the purpose of illustrating graphics that form no part of the claimed design. The broken line showing of a rocking chair is for the purpose of illustrating environment, and forms no part of the claimed design.

1 Claim, 5 Drawing Sheets



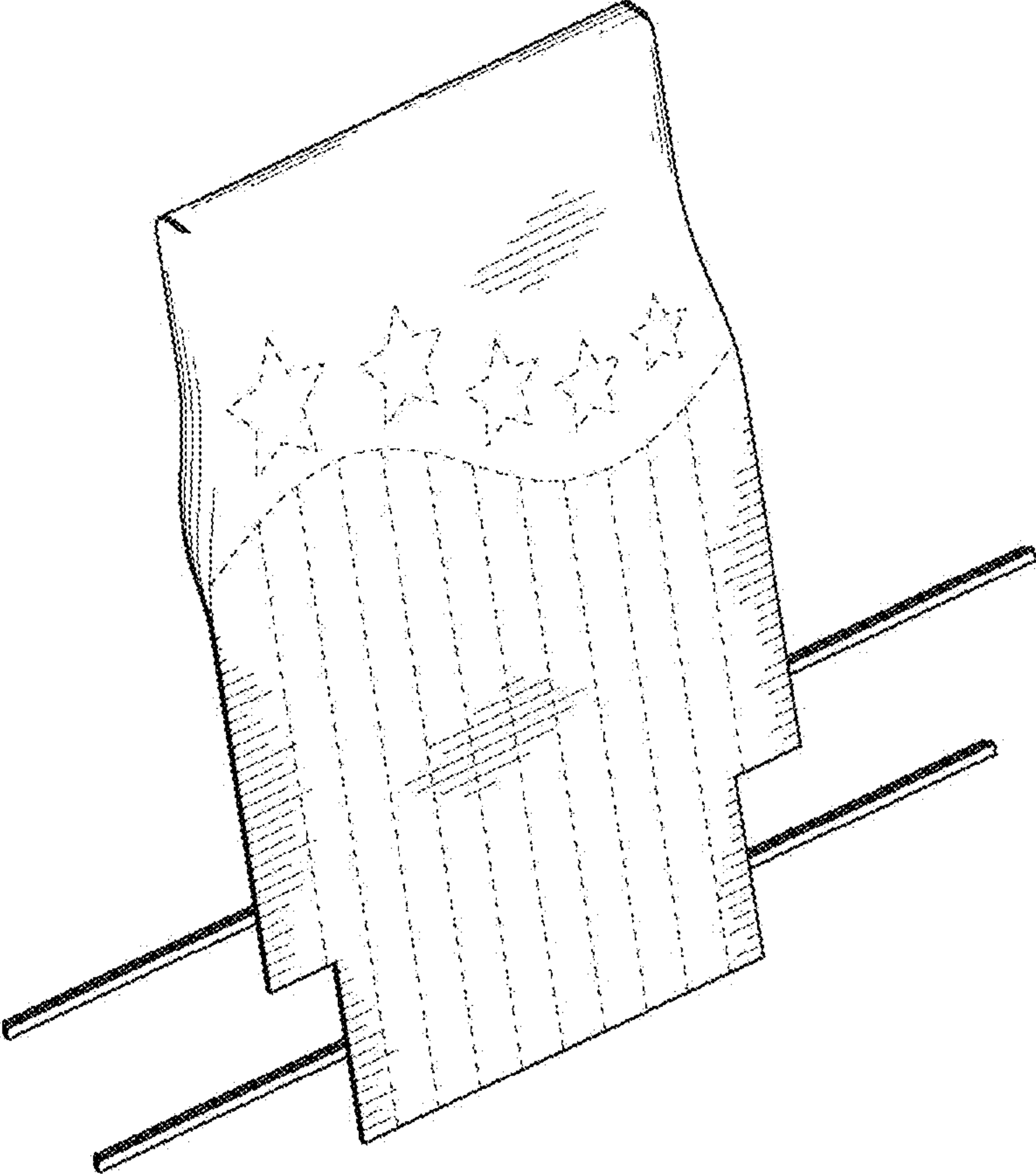


FIG. 1

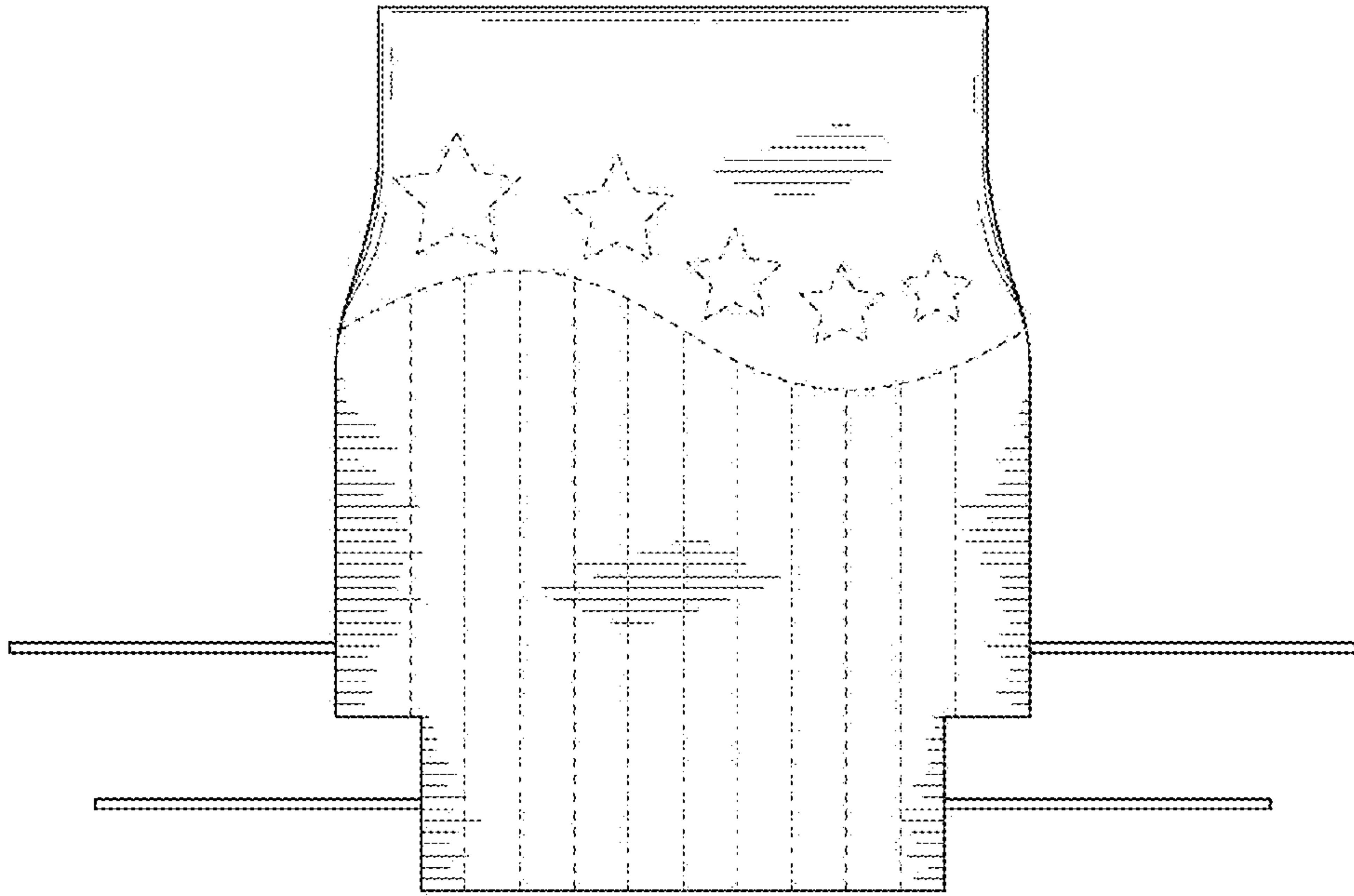


FIG. 2

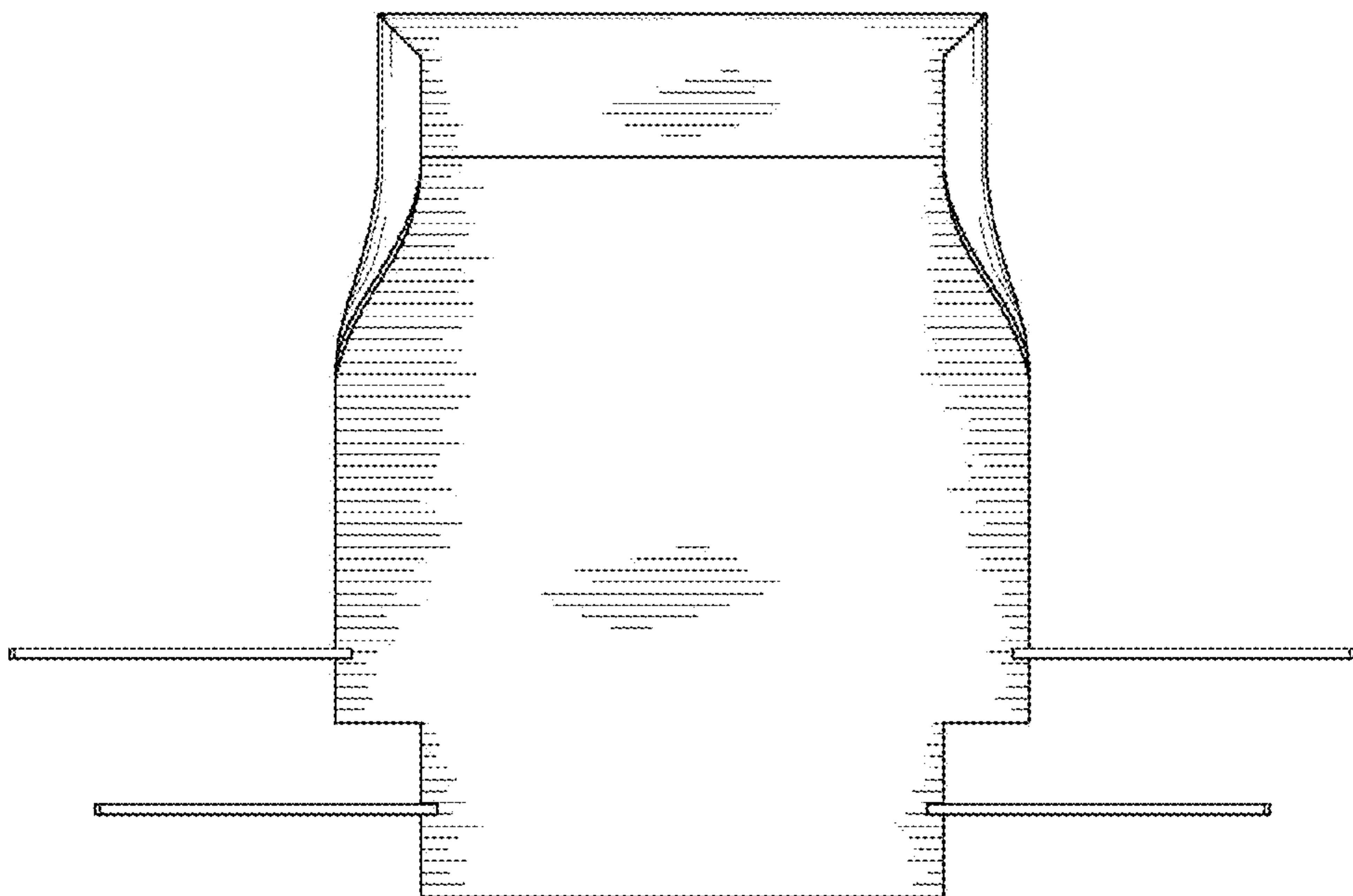


FIG. 3



FIG. 4



FIG. 5

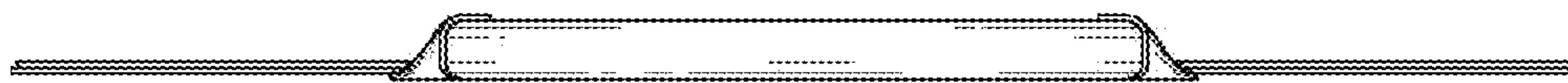


FIG. 6




FIG. 7

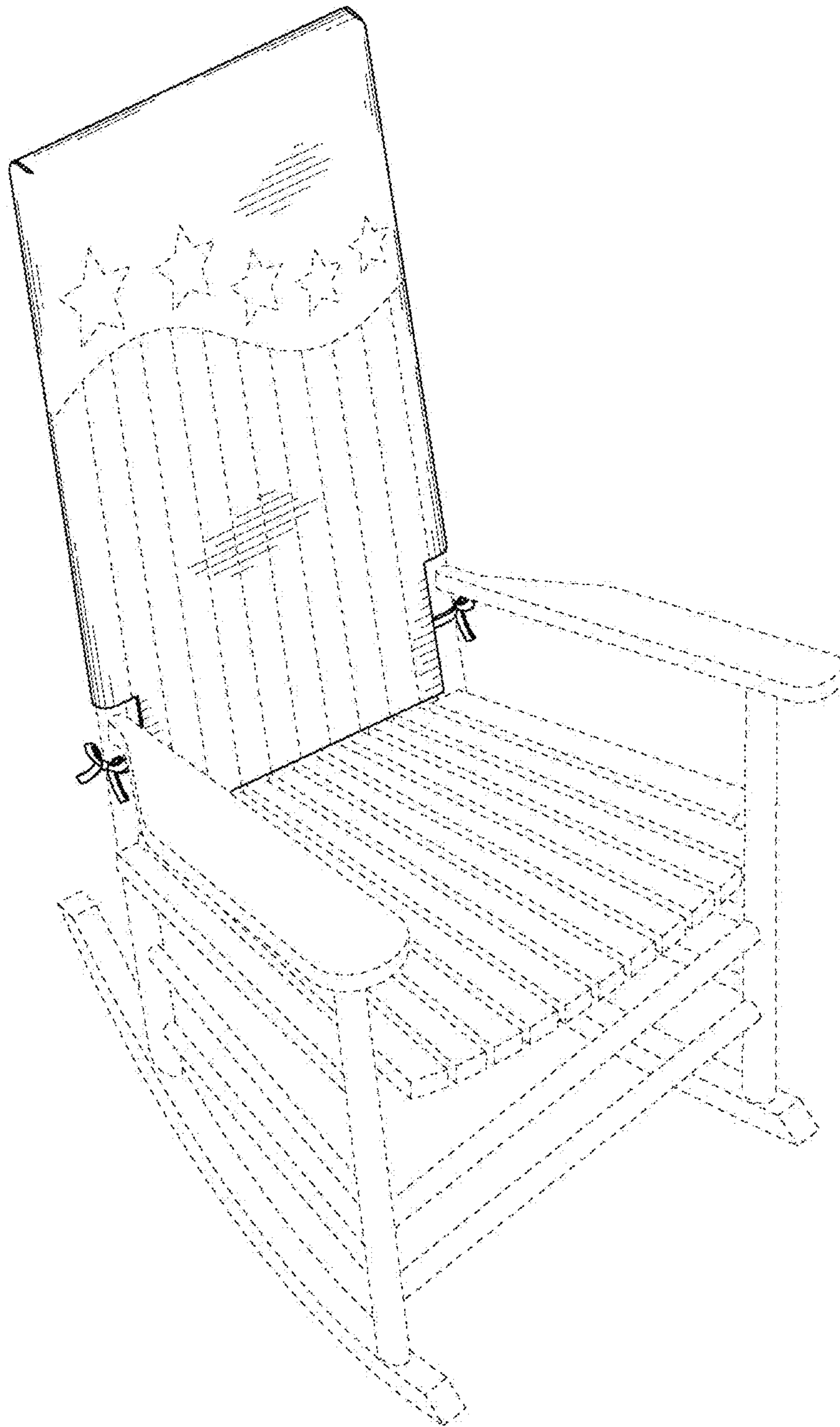


FIG. 8

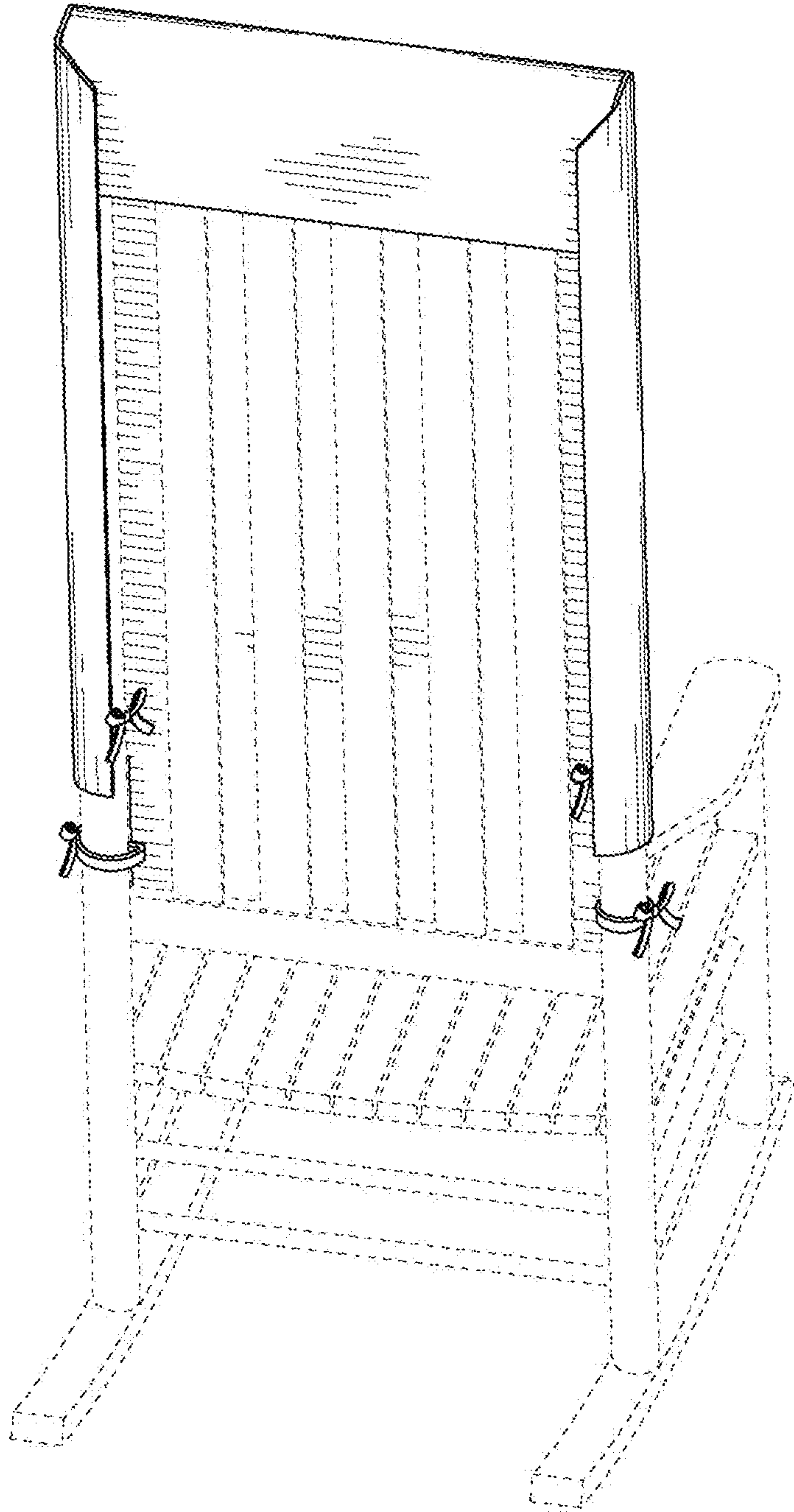


FIG. 9