



US00D769647S

(12) **United States Design Patent** (10) **Patent No.:** **US D769,647 S**
Coppernoll (45) **Date of Patent:** **** Oct. 25, 2016**

(54) **TOOTH PILLOW**
(71) Applicant: **Lisa Coppernoll**, Freeport, IL (US)
(72) Inventor: **Lisa Coppernoll**, Freeport, IL (US)
(**) Term: **15 Years**
(21) Appl. No.: **29/544,288**
(22) Filed: **Nov. 2, 2015**
(51) **LOC (10) Cl.** **06-09**
(52) **U.S. Cl.**
USPC **D6/597**
(58) **Field of Classification Search**
USPC D6/582-583, 587-592, 595-609,
D6/617-622; D21/803-809; D24/183;
D2/719, 731, 741; D1/106
CPC A47G 9/00; A47G 2009/001; A47G
2009/002; A47G 2009/003; A47G 2009/005;
A47G 2009/006; A47G 9/02; A47G 9/0207;
A47G 9/0215; A47G 9/0223; A47G 9/023;
A47G 9/0238; A47G 9/0246; A47G 9/0253;
A47G 9/0261; A47G 9/06; A47G 9/062;
A47G 9/066; A47G 9/068; A47G 9/08;
A47G 2009/0276; A47G 9/0284; A47G
9/0292; A47G 9/04; A47G 9/10
See application file for complete search history.

(56) **References Cited**
U.S. PATENT DOCUMENTS
D109,393 S 4/1938 Dodd
D232,213 S * 7/1974 Dobyns D10/40
4,091,481 A 5/1978 Redman
D254,891 S * 5/1980 Mills 5/636
D285,708 S * 9/1986 Schroeder D19/59
D307,846 S 5/1990 Saeger
D313,141 S 12/1990 Witter
5,050,729 A * 9/1991 Karbowniczak A61C 19/008
206/462
D329,777 S * 9/1992 Picco 5/639

5,575,028 A 11/1996 Brau
D381,485 S * 7/1997 Reinhardt D1/106
D392,096 S * 3/1998 De Sapio D3/271.3
D402,700 S * 12/1998 Patterson D19/62
D521,300 S 5/2006 Mack
D684,340 S * 6/2013 Cox D1/106
D692,686 S 11/2013 Bush
D695,988 S * 12/2013 Trammell D1/106
9,027,185 B2 * 5/2015 Garcia A47C 7/383
5/636
2002/0050008 A1 5/2002 Sloderbeck
* cited by examiner

Primary Examiner — Eric Goodman
Assistant Examiner — Jennifer L Rempfer
(74) *Attorney, Agent, or Firm* — Brie A. Crawford

(57) **CLAIM**
The ornamental design for a tooth pillow, as shown and described.

DESCRIPTION
FIG. 1 is a front, right perspective view of my tooth pillow of my new invention;
FIG. 2 is a rear perspective view of my tooth pillow based on FIG. 1;
FIG. 3 is a top plan view of my tooth pillow based on FIG. 1;
FIG. 4 is a bottom plan view of my tooth pillow based on FIG. 1 and the reverse view of FIG. 3;
FIG. 5 is a front plan view of my tooth pillow based on FIG. 1;
FIG. 6 is a rear plan view of my tooth pillow based on FIG. 1 and the reverse view of FIG. 5;
FIG. 7 is a left plan view of my tooth pillow based on FIG. 1; and,
FIG. 8 is a right plan view of my tooth pillow based on FIG. 1 and the reverse view of FIG. 7.
The broken lines show features of the design that form no part of the claim.

1 Claim, 2 Drawing Sheets

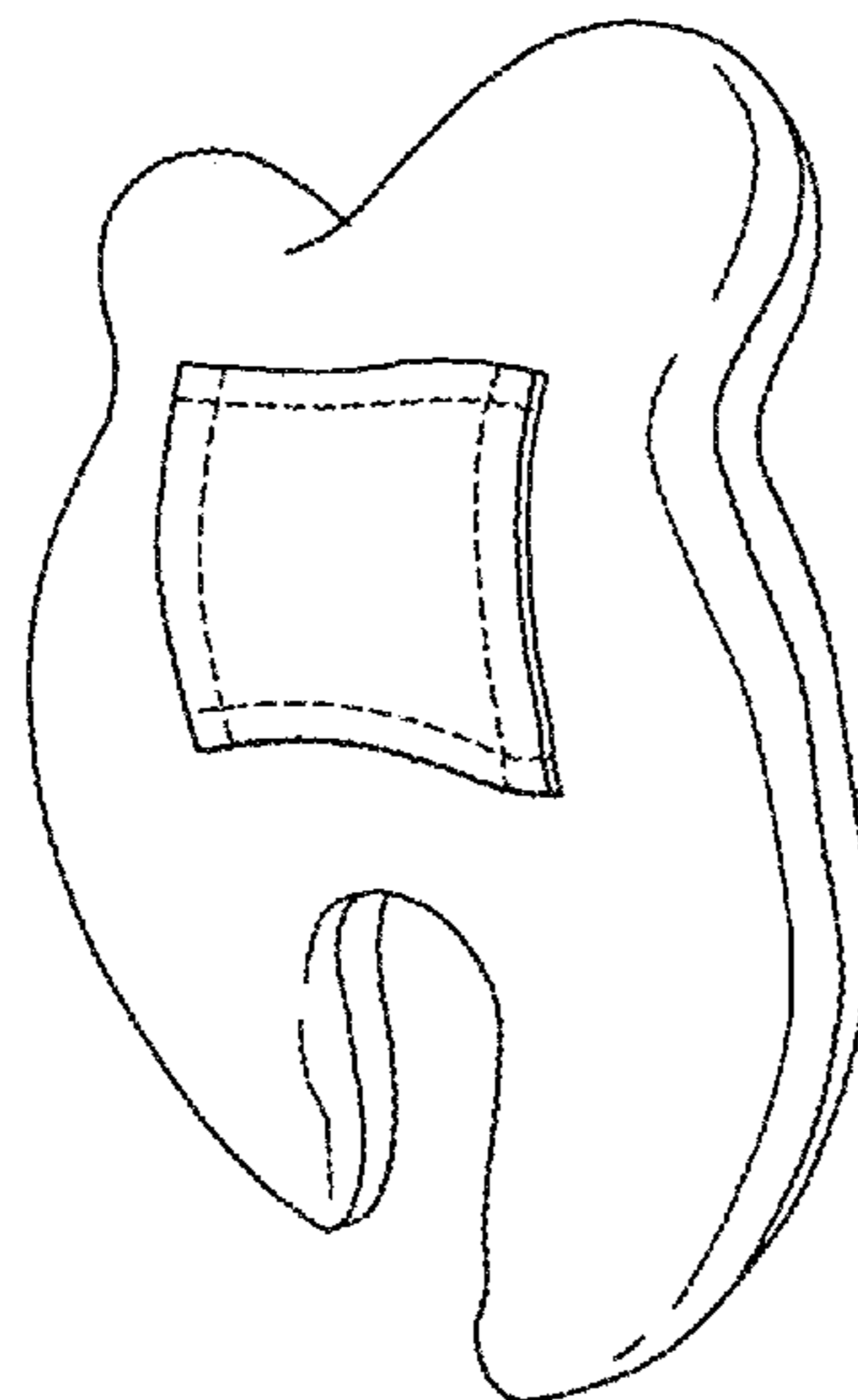


Fig. 1

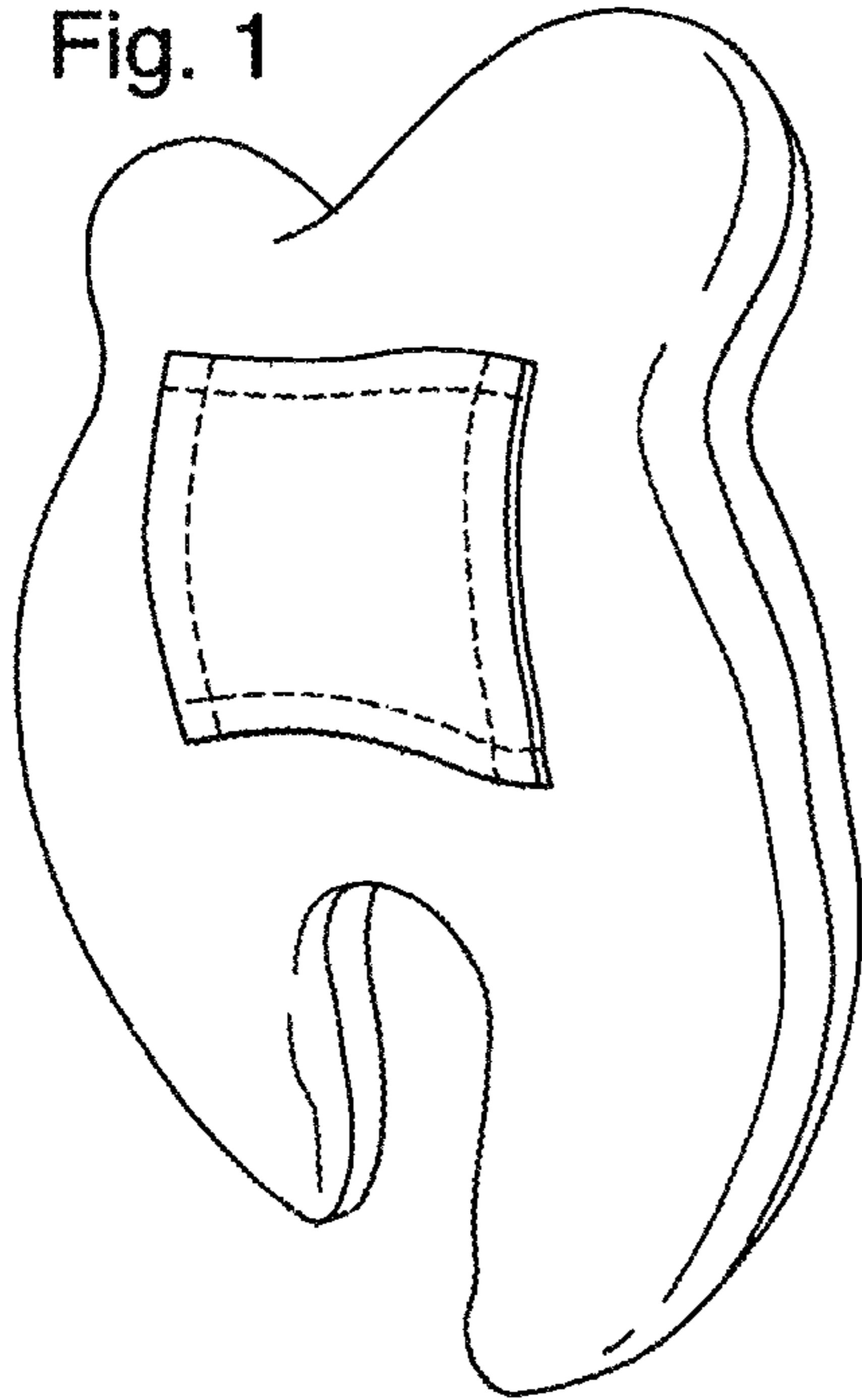


Fig. 2

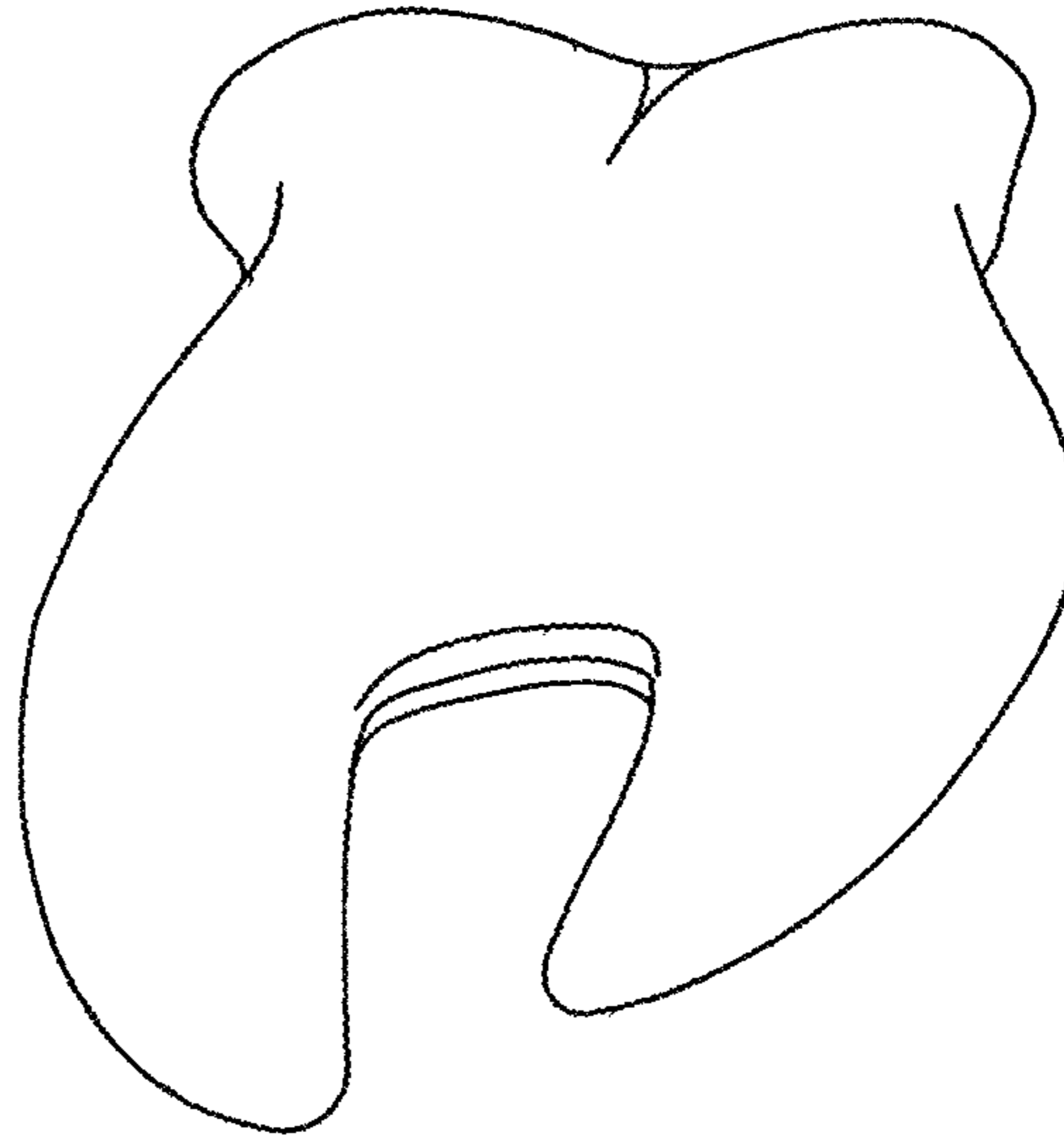


Fig. 3

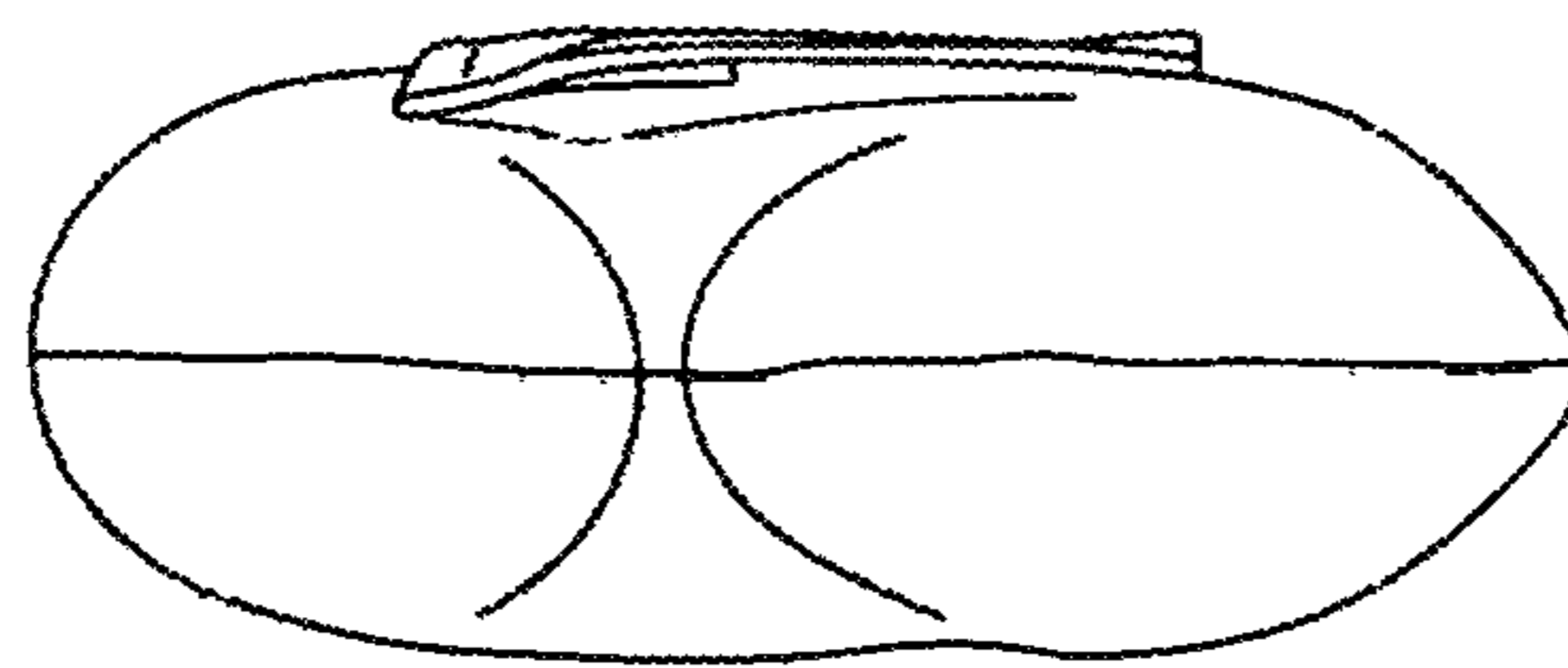


Fig. 4

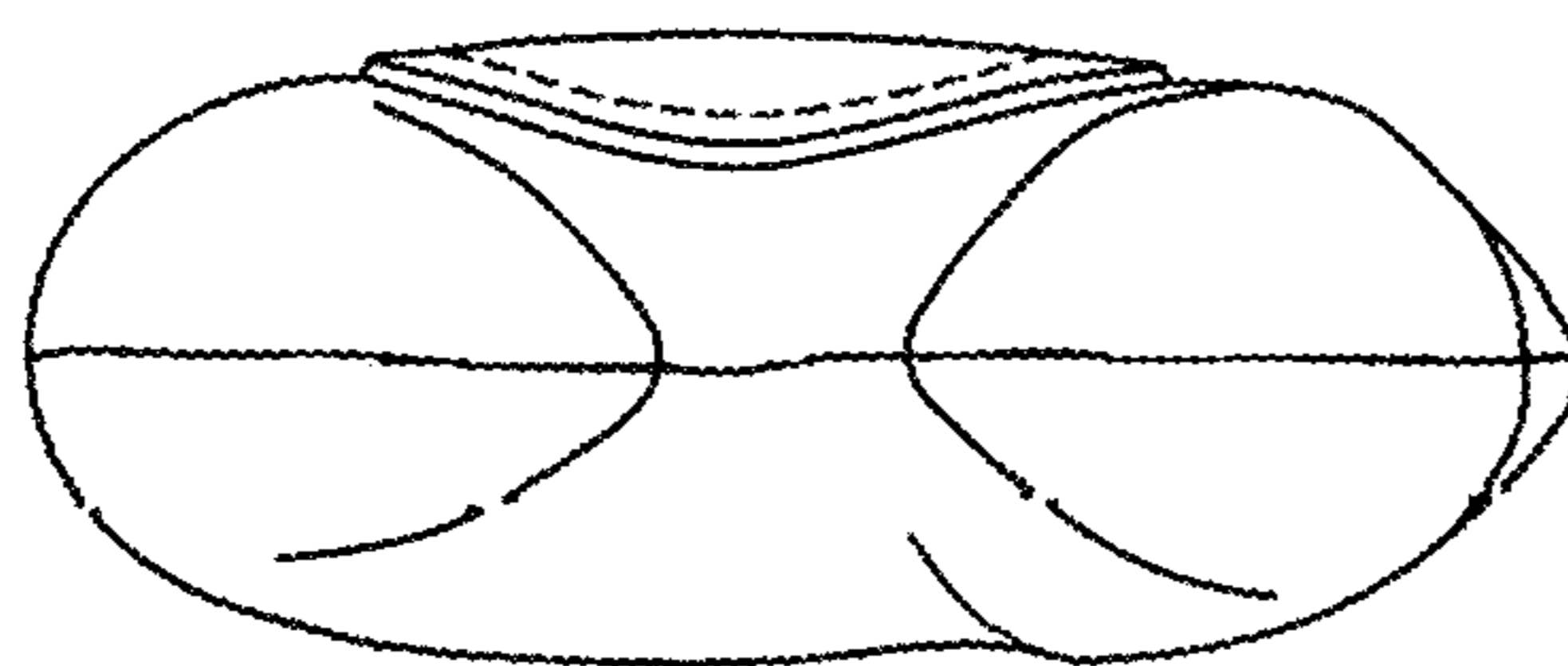


Fig. 5

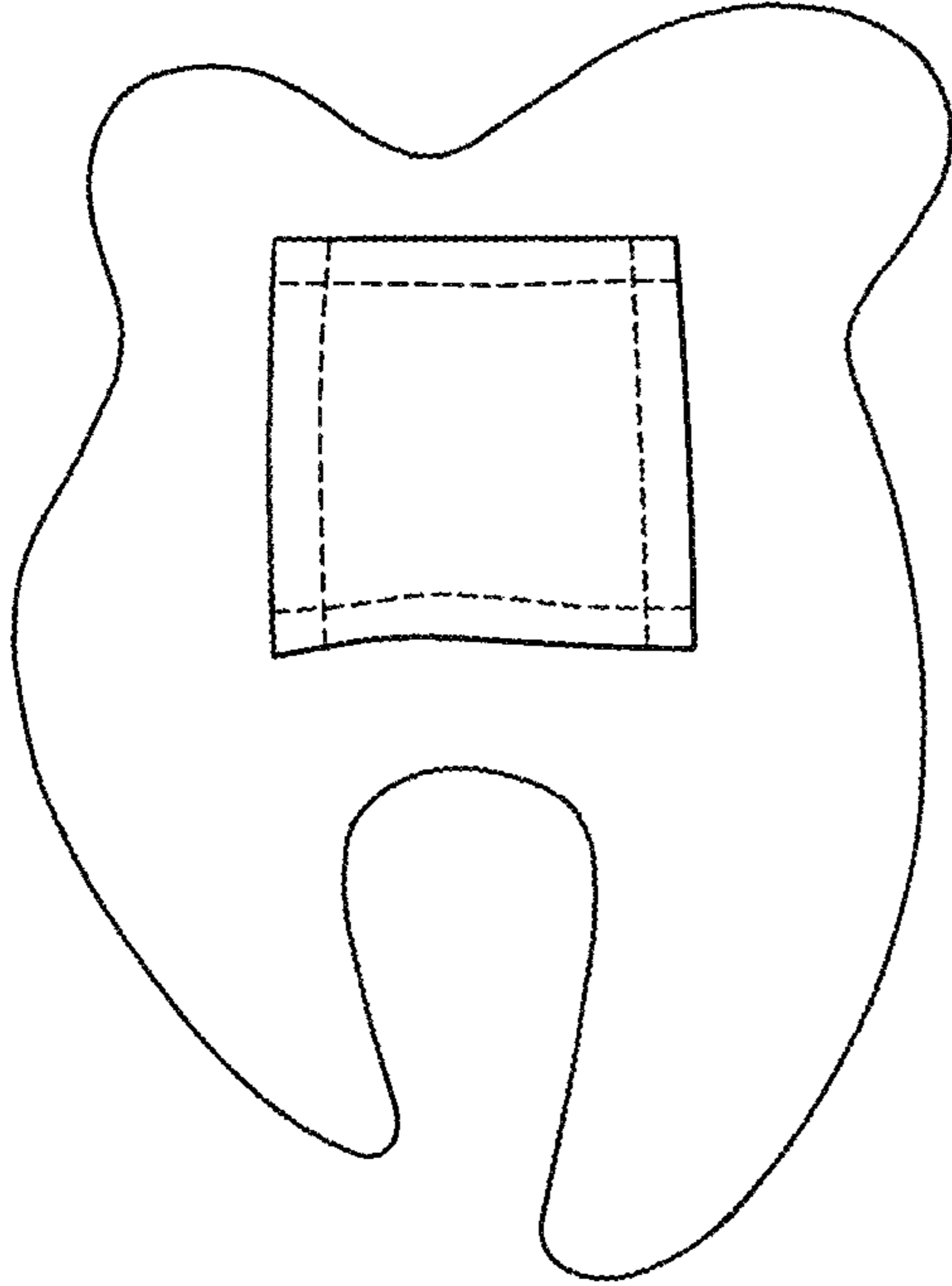


Fig. 6

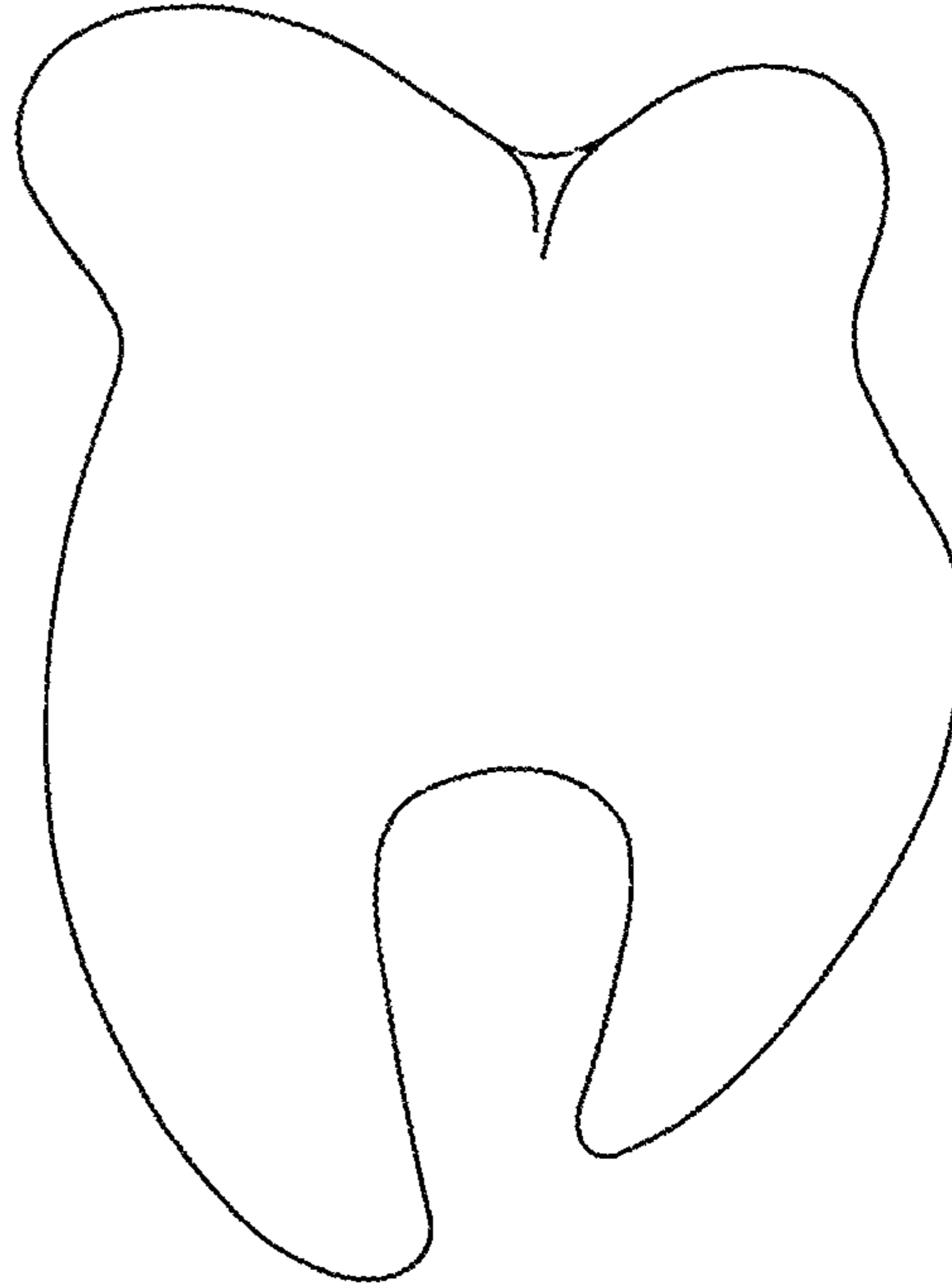


Fig. 7

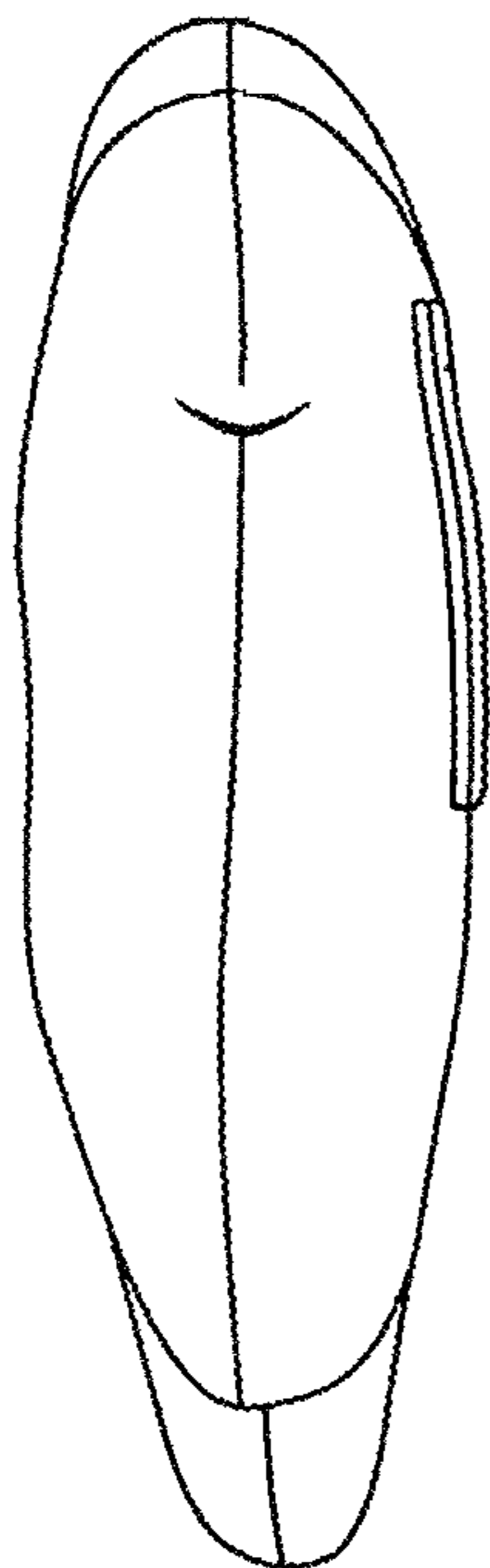


Fig. 8

