

US00D769619S

(12) **United States Design Patent** (10) **Patent No.:** **US D769,619 S**  
**Sheikh et al.** (45) **Date of Patent:** **\*\* Oct. 25, 2016**

(54) **LUGGAGE** 5,205,413 A \* 4/1993 Cautereels ..... A45C 5/00  
 190/116  
 (71) Applicant: **Heys International Ltd.**, Mississauga 5,230,450 A \* 7/1993 Mahvi ..... A45C 7/0045  
 (CA) 190/108  
 D441,161 S \* 4/2001 Shetterly ..... D34/24  
 D476,153 S \* 6/2003 Sadr ..... D3/279  
 (72) Inventors: **Emran Sheikh**, Mississauga (CA); D479,651 S \* 9/2003 Shen ..... D3/279  
**Alden Evangelista**, Woodbridge (CA) D548,461 S \* 8/2007 Bettua ..... D3/279  
 D699,441 S \* 2/2014 Leblanc ..... D3/289  
 (73) Assignee: **Heys International Ltd.**, Mississauga D734,608 S \* 7/2015 Cosson ..... D3/276  
 (CA) D747,605 S \* 1/2016 Collins ..... D3/254  
 2011/0162931 A1\* 7/2011 Collins ..... A45C 5/14  
 190/8  
 (\*\*) Term: **14 Years** 2015/0130148 A1\* 5/2015 Meersschaert ..... A45C 5/03  
 280/47.34  
 (21) Appl. No.: **29/519,972** 2015/0164193 A1\* 6/2015 Santiago ..... A45C 5/03  
 190/100

(22) Filed: **Mar. 10, 2015**

(30) **Foreign Application Priority Data**  
 Feb. 17, 2015 (CA) ..... 161076

(51) **LOC (10) Cl.** ..... **03-01**

(52) **U.S. Cl.**  
 USPC ..... **D3/273; D3/279**

(58) **Field of Classification Search**  
 USPC ..... D3/273, 276, 279, 281, 282, 289, 294,  
 D3/301, 902, 900, 905; D34/24, 25  
 CPC .... A45C 5/00; A45C 5/03; A45C 2005/037;  
 A45C 5/14; A45C 7/0027; A45C 7/0018;  
 A45C 7/0045  
 See application file for complete search history.

(56) **References Cited**  
 U.S. PATENT DOCUMENTS

2,710,082 A \* 6/1955 Ruge ..... A45C 5/00  
 206/289  
 D202,602 S \* 10/1965 Armbruster ..... D3/263  
 3,388,777 A \* 6/1968 Nolan ..... A45C 5/00  
 190/109  
 4,846,346 A \* 7/1989 Kime ..... A45C 5/00  
 206/315.11

\* cited by examiner

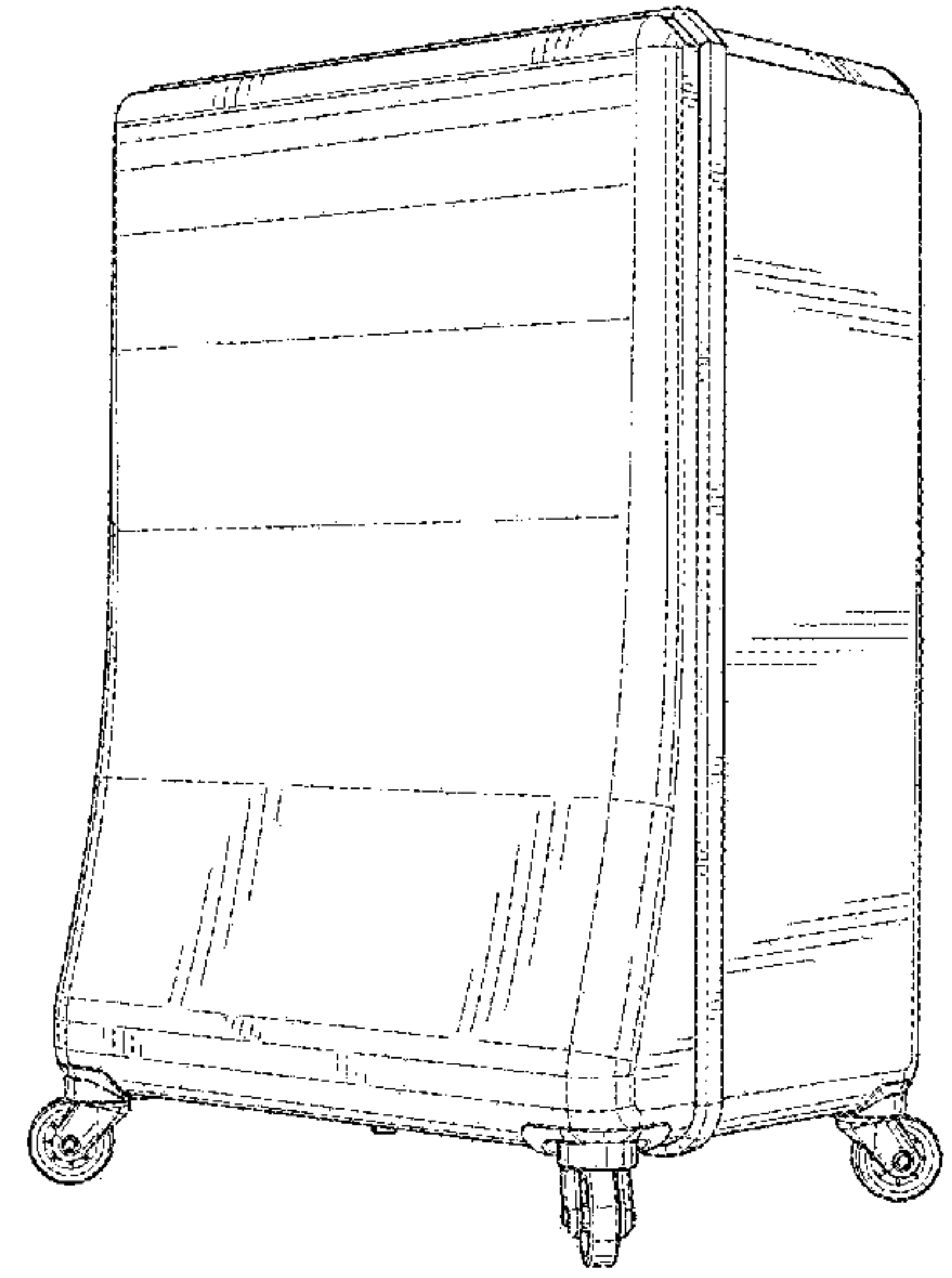
*Primary Examiner* — Jennifer Rivard  
*Assistant Examiner* — April Rivas  
 (74) *Attorney, Agent, or Firm* — Bereskin & Parr  
 LLP/S.E.N.C.R.L., s.r.l.

(57) **CLAIM**  
 The ornamental design of a luggage, as shown.

**DESCRIPTION**

FIG. 1 is a front perspective view of the luggage;  
 FIG. 2 is a side elevation view of one side of the luggage of  
 FIG. 1;  
 FIG. 3 is a front elevation view of the luggage of FIG. 1;  
 FIG. 4 is a side elevation view of the other side of the  
 luggage of FIG. 1;  
 FIG. 5 is a rear elevation view of the luggage of FIG. 1;  
 FIG. 6 is a top plan view of the luggage of FIG. 1; and,  
 FIG. 7 is a bottom plan view of the luggage of FIG. 1.  
 The broken lines are environmental only and form no part of  
 the claimed design.

**1 Claim, 4 Drawing Sheets**



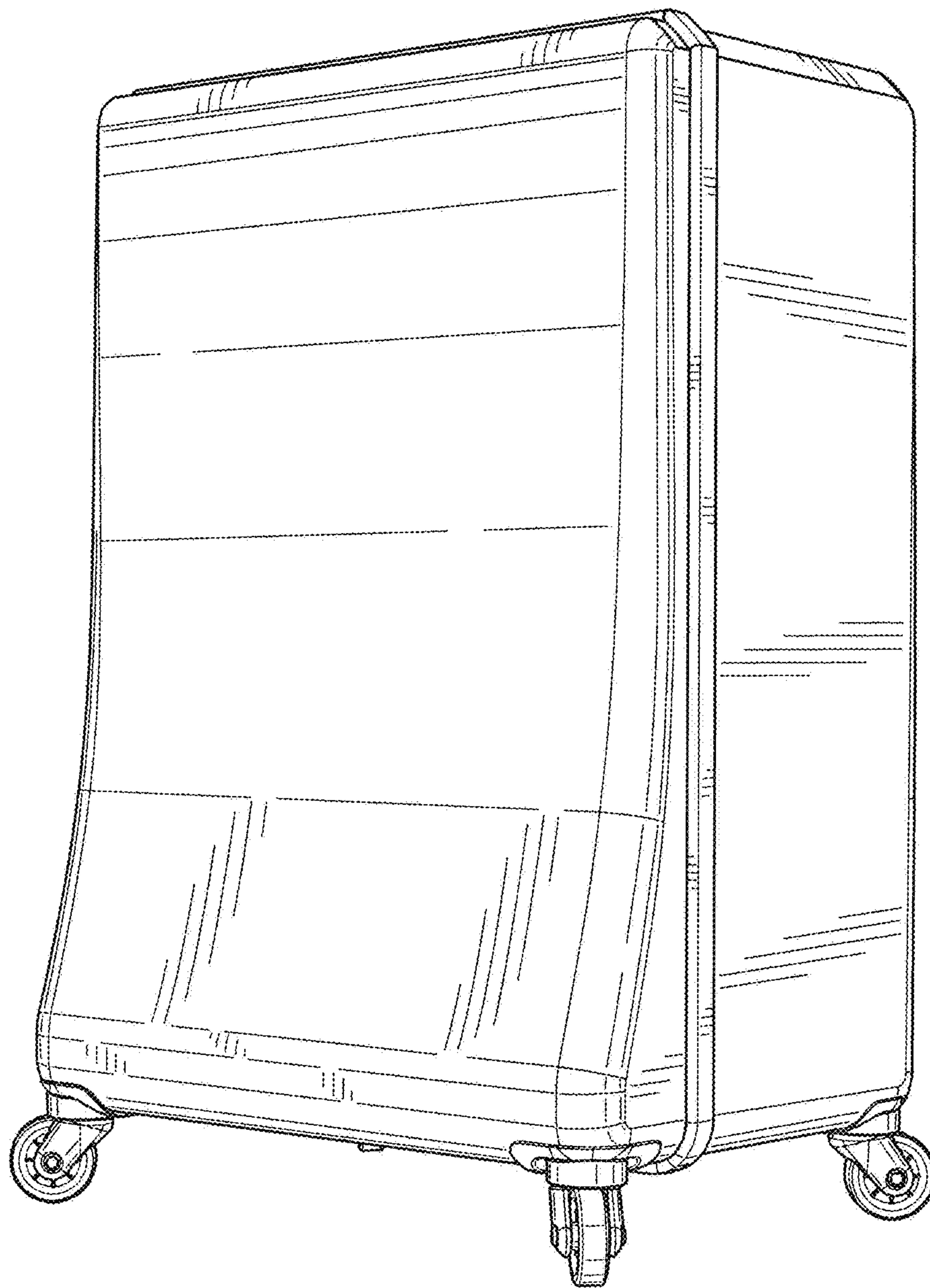


FIG. 1




FIG. 3

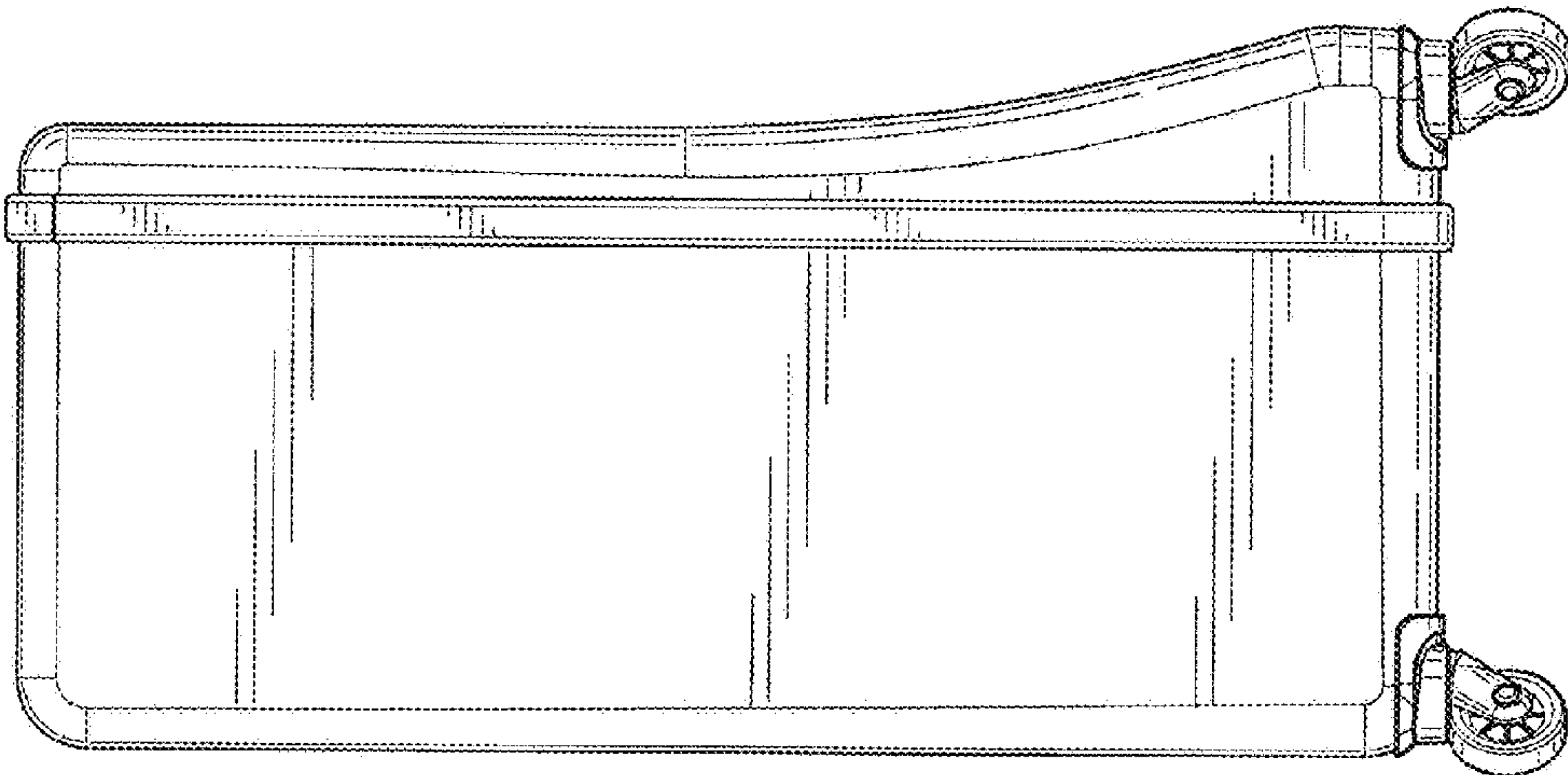


FIG. 2






FIG. 5

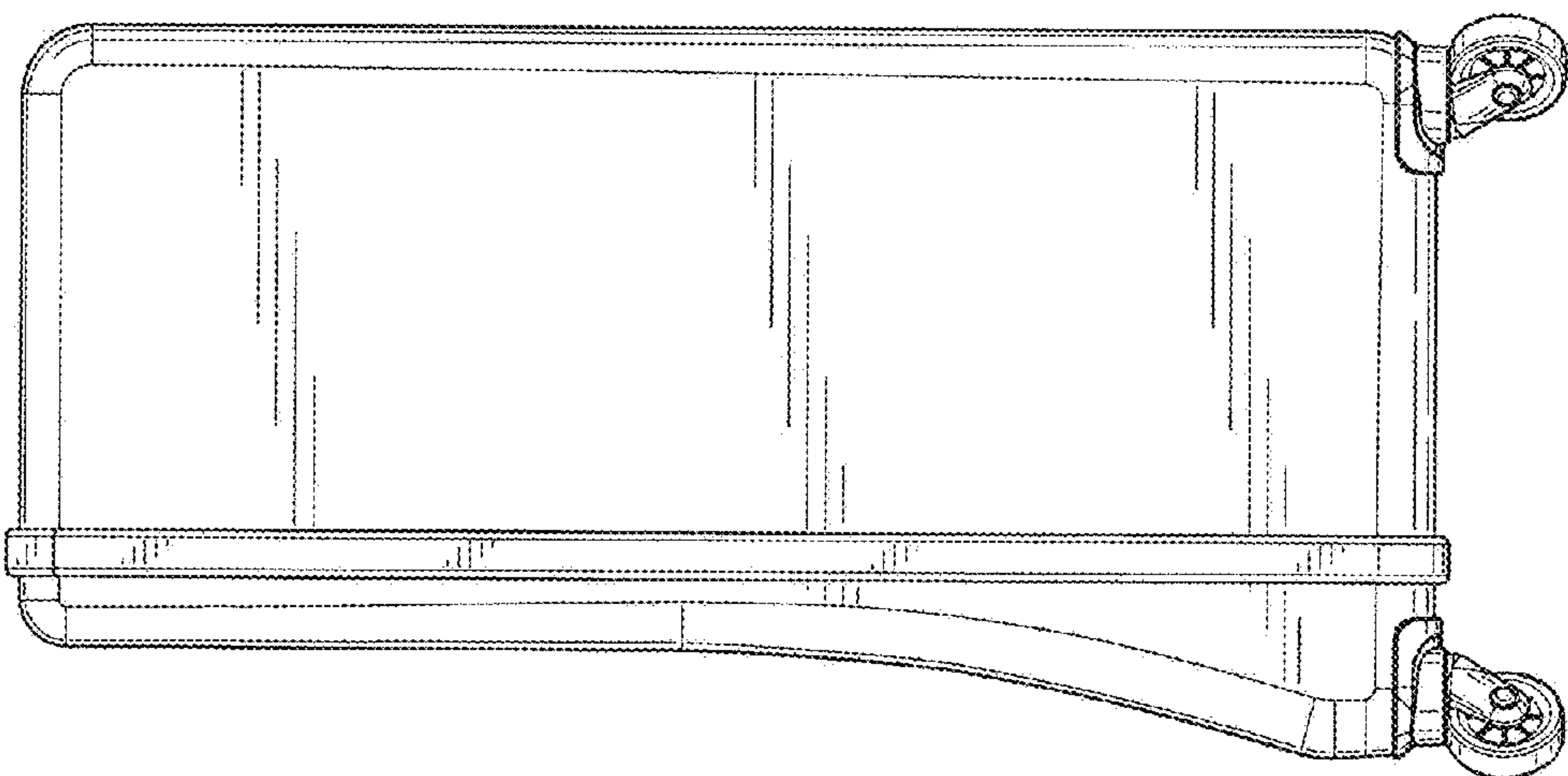


FIG. 4

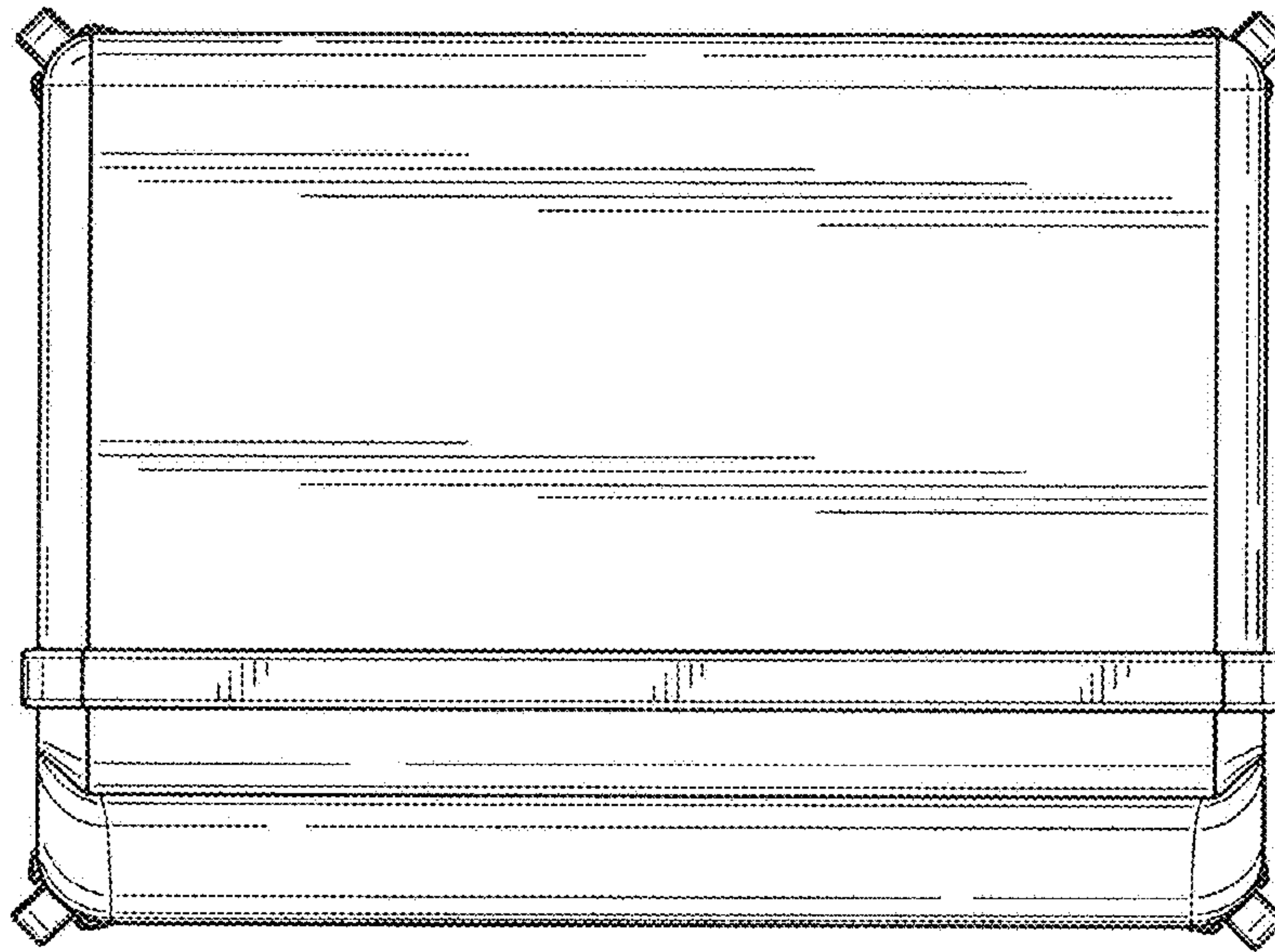


FIG. 6

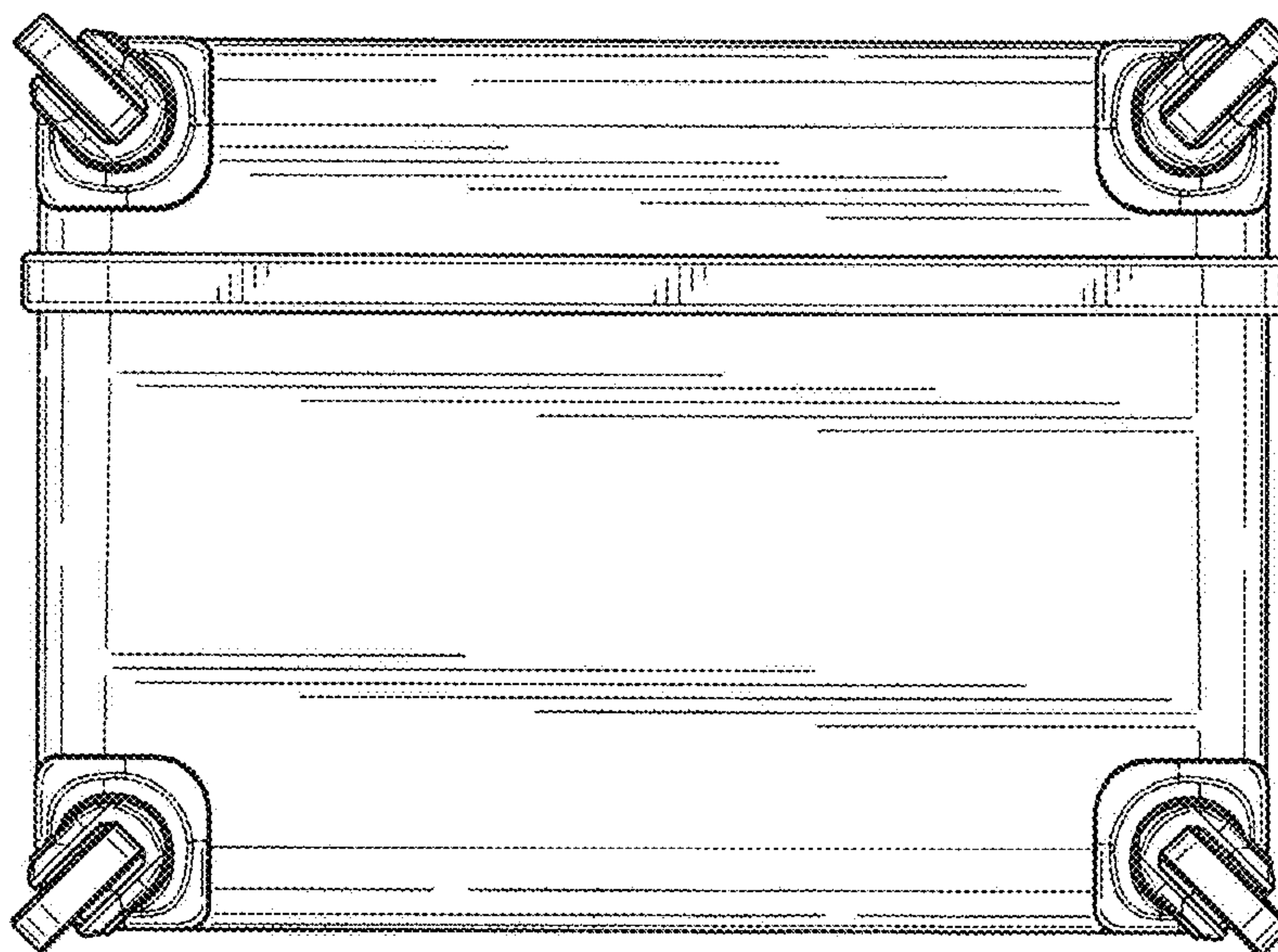


FIG. 7