



US00D769610S

(12) **United States Design Patent**  
**Schropp**

(10) **Patent No.:** **US D769,610 S**  
(45) **Date of Patent:** **\*\* Oct. 25, 2016**

- (54) **BOOT SHAPER**
- (71) Applicant: **Voot LLC**, New York, NY (US)
- (72) Inventor: **Susanne Schropp**, New York, NY (US)
- (73) Assignee: **VOOT LLC**, New York, NY (US)
- (\*\*) Term: **14 Years**
- (21) Appl. No.: **29/503,710**
- (22) Filed: **Sep. 29, 2014**
- (51) **LOC (10) Cl.** ..... **02-04**
- (52) **U.S. Cl.**  
USPC ..... **D2/979**
- (58) **Field of Classification Search**  
USPC ..... D2/896, 961, 979; 36/1, 83, 43, 44, 69,  
36/88, 93, 94, 97, 140, 145, 155, 166,  
36/173; 12/114.2, 114.6, 114.8, 115.2,  
12/115.6, 115.8, 119.5; 81/485; 223/111,  
223/113-118, 85  
CPC ..... A43D 3/00; A43D 3/08; A43D 3/14;  
A43D 3/1416; A43D 3/1425; A43D 3/1433;  
A43D 3/1441; A43D 3/145; A43D 3/1458;  
A43D 3/1466; A43D 3/1475; A43D 3/1483;  
A43D 3/1491; A43D 3/04; A43D 3/02  
See application file for complete search history.

(56) **References Cited**

U.S. PATENT DOCUMENTS

- 224,506 A \* 2/1880 Ambler ..... A43D 3/1416  
12/114.6
- 501,133 A \* 7/1893 Clark ..... A43D 3/08  
12/114.8
- 659,181 A \* 10/1900 Pelton ..... A43D 3/1416  
12/114.6
- 1,989,597 A \* 1/1935 Johnston ..... A43D 3/1416  
12/114.6
- 2,025,173 A \* 12/1935 Meyer ..... A43D 3/1416  
12/114.6
- 2,105,395 A \* 1/1938 Baas ..... A43D 3/1416  
12/114.6
- 2,114,677 A \* 4/1938 De Woolf ..... A43D 3/1416  
12/114.6
- 3,175,237 A \* 3/1965 Baas, Sr. .... A43D 3/1433  
12/116.8
- 3,229,314 A \* 1/1966 Hyams ..... A43D 3/1416  
12/114.6
- 3,263,252 A \* 8/1966 Johnson ..... A43D 3/1475  
12/116.6

- D209,562 S \* 12/1967 Beyrle ..... 12/115.6
- 3,473,177 A \* 10/1969 Palson ..... A43D 3/1466  
12/115.2
- D217,943 S \* 6/1970 Dunelman ..... D2/979
- D217,944 S \* 6/1970 Dunkelman ..... D2/979
- D221,498 S \* 8/1971 Goldberg ..... D2/979
- D223,221 S \* 3/1972 Wright et al. .... 12/128 R
- 3,681,804 A \* 8/1972 Caputo ..... A43D 3/1416  
12/114.6
- 3,699,598 A \* 10/1972 Struble ..... A43D 3/1416  
12/114.6
- 3,720,970 A \* 3/1973 Lutz ..... A43D 3/1416  
12/114.6
- 3,965,515 A \* 6/1976 Moberly ..... A43D 3/1416  
12/114.6
- 4,223,416 A \* 9/1980 Sauer ..... A43D 3/1416  
12/114.6
- 4,254,524 A \* 3/1981 Okui ..... A43D 3/1416  
12/114.6
- D407,555 S \* 4/1999 Sorofman ..... D2/642
- D614,856 S 5/2010 Krause et al.
- D718,042 S \* 11/2014 Caringi ..... D2/979

\* cited by examiner

*Primary Examiner* — Elizabeth J Oswecki

(74) *Attorney, Agent, or Firm* — Abelman, Frayne & Schwab

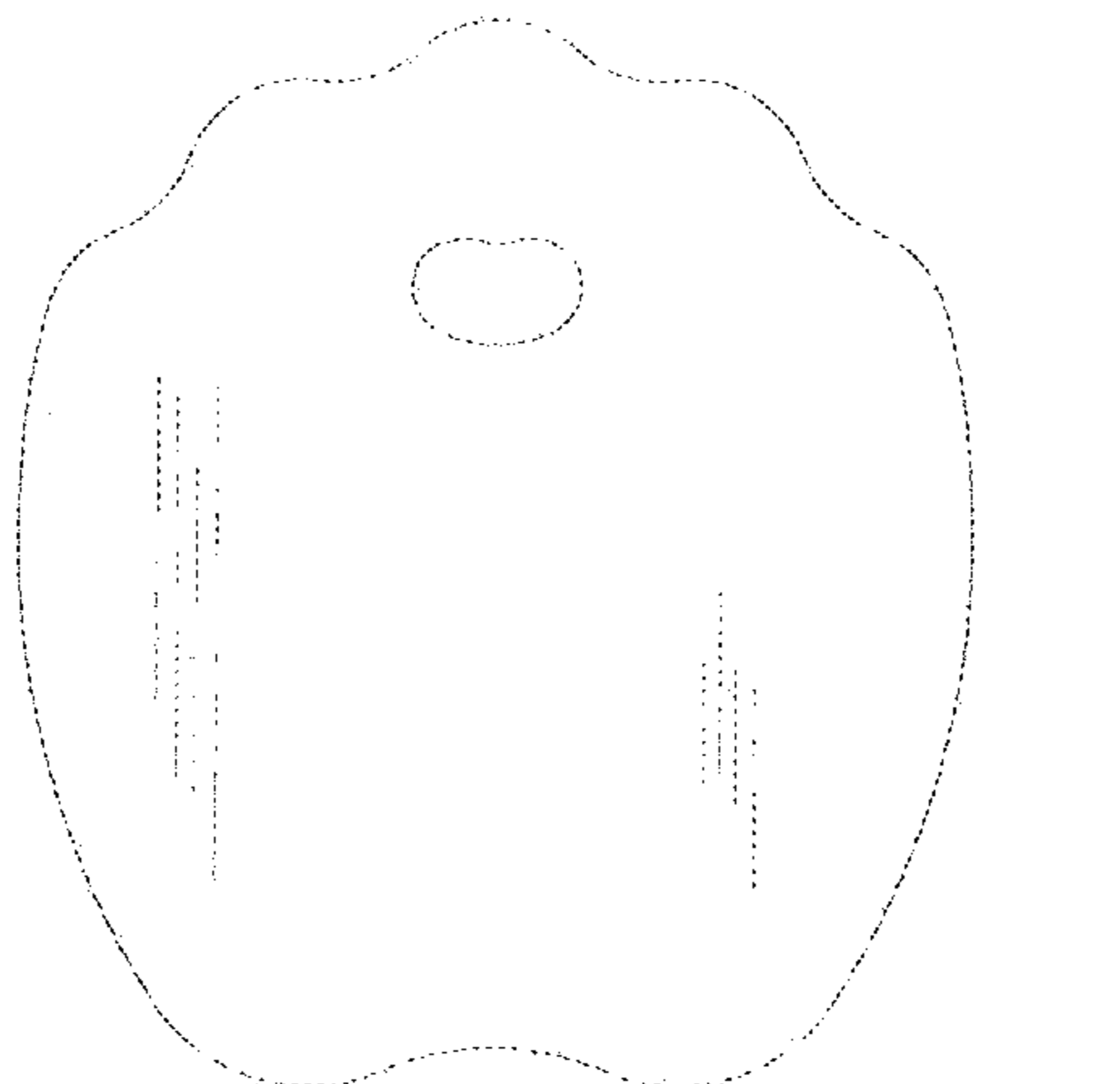
(57) **CLAIM**

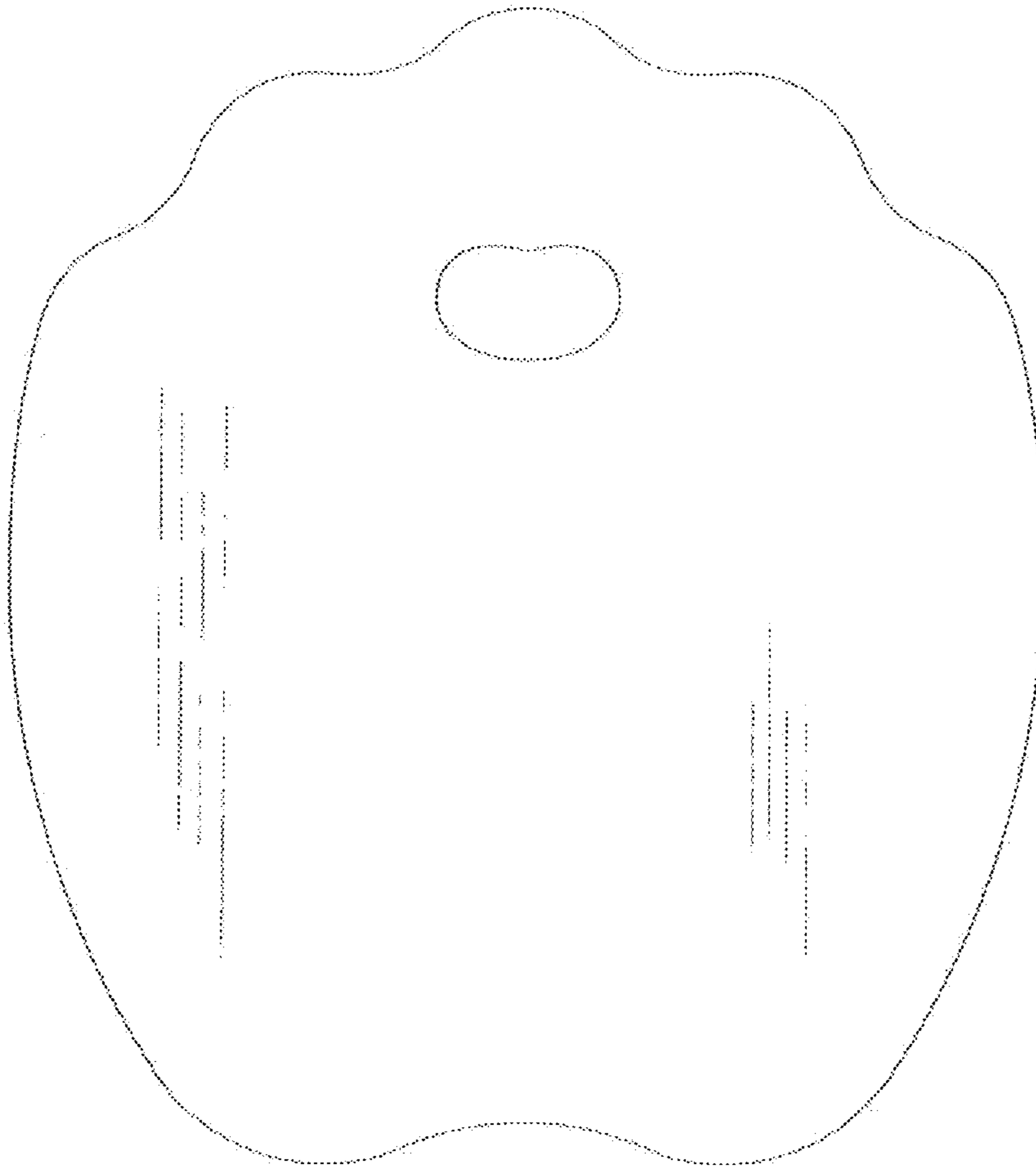
The ornamental design for a boot shaper, as shown and described.

**DESCRIPTION**

FIG. 1 is a front elevation view of a first embodiment of a boot shaper showing my new design, the rear elevation view being identical;  
 FIG. 2 is a side elevation view thereof, the opposite side elevation view being identical;  
 FIG. 3 is a side perspective view thereof, in a partially folded condition;  
 FIG. 4 is a front elevation view of a second embodiment of a boot shaper, the rear elevation view being identical;  
 FIG. 5 is a side elevation view thereof, the opposite side elevation view being identical;  
 FIG. 6 is a front elevation view of a third embodiment of a boot shaper, the rear elevation view being identical; and,  
 FIG. 7 is a side elevation view thereof, the opposite side elevation view being identical.  
 The boot shaper is shown broken away in FIGS. 6 and 7 to indicate that no particular length is claimed.

**1 Claim, 4 Drawing Sheets**

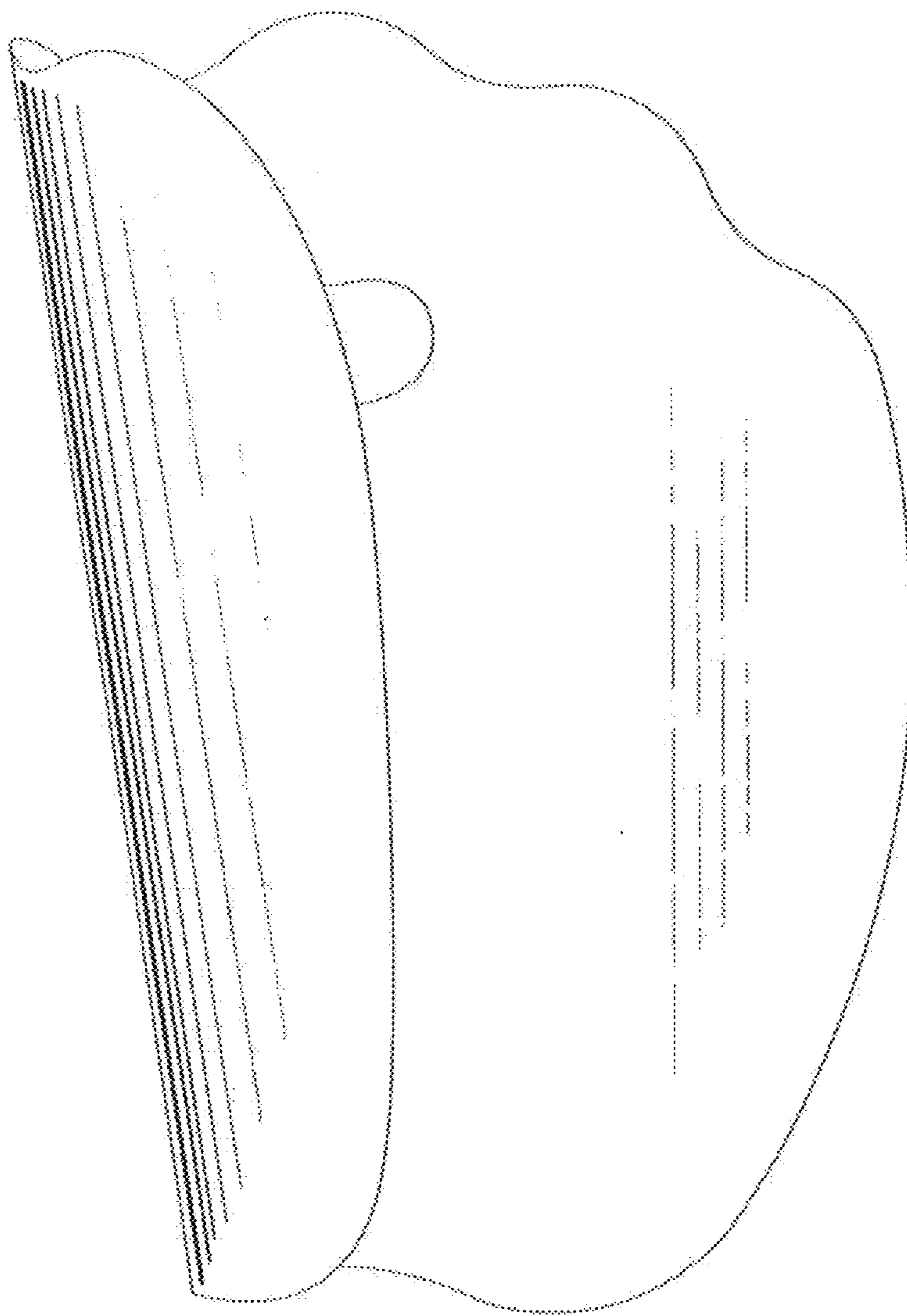




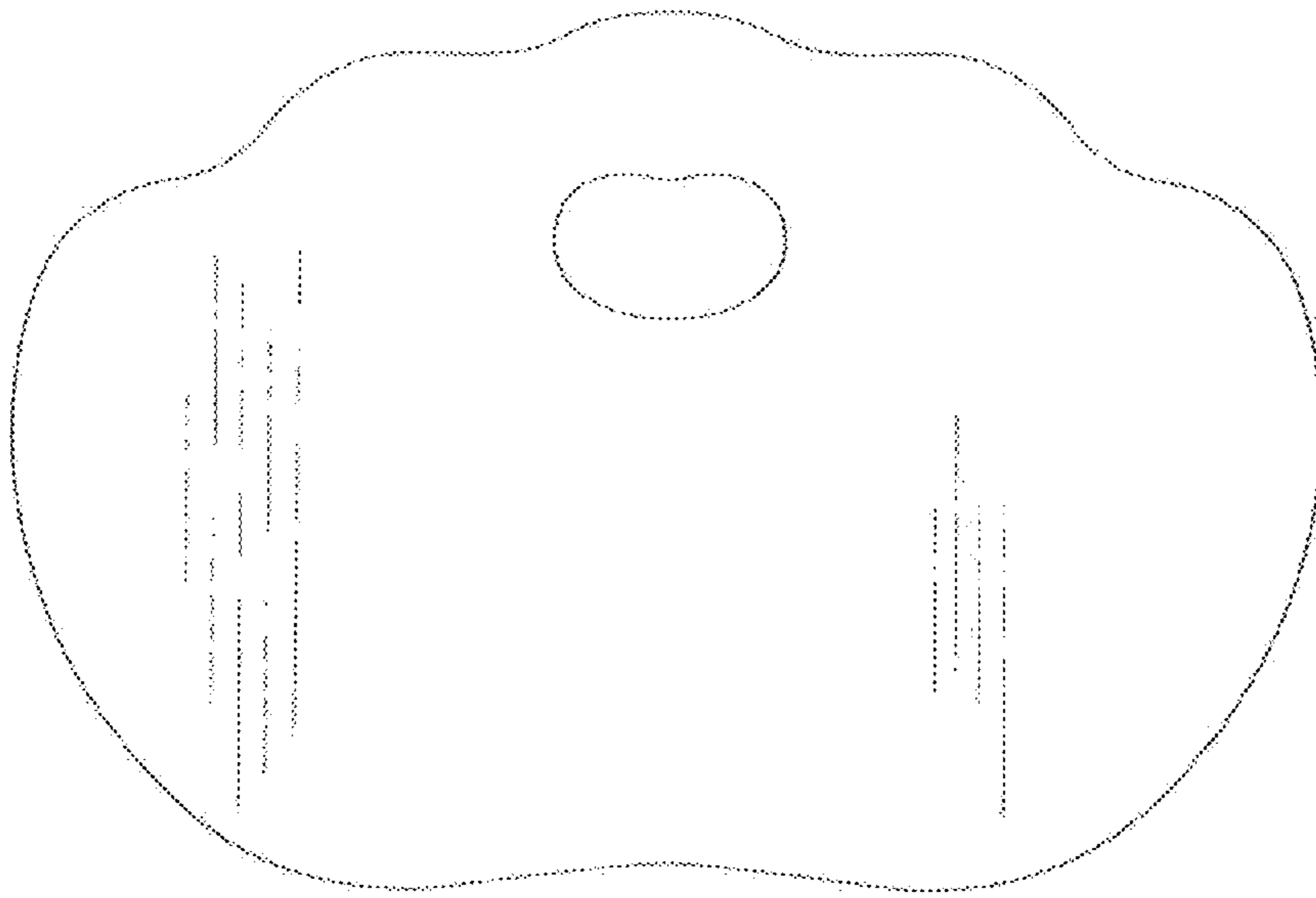
*Fig. 1*



*Fig. 2*



*Fig. 3*



*Fig. 4*



*Fig. 5*

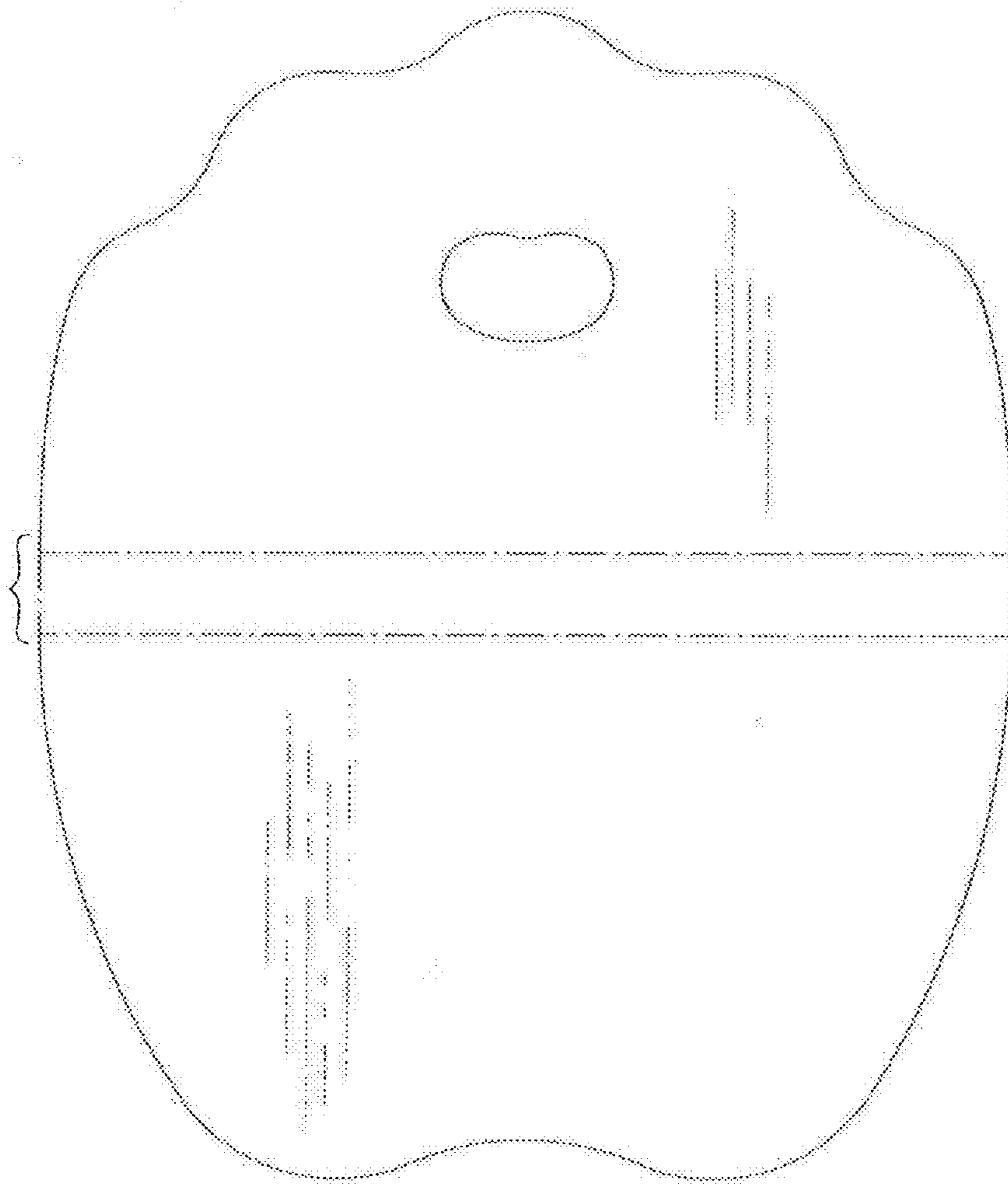


Fig. 6



Fig. 7