

US00D769602S

(12) **United States Design Patent** (10) **Patent No.:** **US D769,602 S**
Mueller (45) **Date of Patent:** **** Oct. 25, 2016**

(54) **SHOE UPPER**
(71) Applicant: **NIKE, Inc.**, Beaverton, OR (US)
(72) Inventor: **Nicole Mueller**, Portland, OR (US)
(73) Assignee: **NIKE, Inc.**, Beaverton, OR (US)
(**) Term: **15 Years**
(21) Appl. No.: **29/528,536**
(22) Filed: **May 29, 2015**
(51) **LOC (10) Cl.** **02-99**
(52) **U.S. Cl.**
USPC **D2/972**
(58) **Field of Classification Search**
USPC D2/902, 906-908, 919, 920, 944, 969,
D2/972-974
CPC A43B 13/181; A43B 13/141; A43B 13/186;
A43B 13/188; A43B 23/00; A43B 23/02;
A43B 5/00; A43B 23/26; A43B 1/04; A43B
11/14; A43B 7/00; A43C 1/00; A43C 11/00
See application file for complete search history.

(56) **References Cited**
U.S. PATENT DOCUMENTS
D31,023 S * 6/1899 Olmsted D2/920
D117,922 S * 12/1939 Gluck D2/920
D134,624 S * 12/1942 Cohen D2/974
2,701,458 A * 2/1955 Ducharme D04B 1/26
D2/920
D381,465 S * 7/1997 Estell D2/920
D385,996 S 11/1997 Tresser
D487,336 S 3/2004 Matis
D490,231 S 5/2004 Estey
D523,226 S 6/2006 Hudson
D523,227 S 6/2006 Fullum
D524,028 S 7/2006 Fullum
D571,549 S 6/2008 Dojan et al.
D603,597 S 11/2009 Bacon
D624,745 S 10/2010 Henderson

D629,596 S 12/2010 Ng
D630,832 S 1/2011 Ng
D644,417 S * 9/2011 Ma D2/920
D649,767 S 12/2011 Petrie
D668,441 S * 10/2012 Shaffer D2/972
D668,858 S * 10/2012 Shaffer D2/972
D684,761 S * 6/2013 Williams, Jr. D2/972
D688,860 S 9/2013 Hrsak
D688,861 S 9/2013 Hrsak
D689,681 S 9/2013 Dekovic
D693,103 S 11/2013 McMillan
D694,509 S * 12/2013 Miner D2/972
D700,423 S * 3/2014 Martin D2/972
D701,036 S * 3/2014 Martin D2/972
D701,037 S * 3/2014 Ho D2/972
D707,027 S * 6/2014 Shaffer D2/972
D707,028 S * 6/2014 Parker D2/972
D707,032 S * 6/2014 Martin D2/972
D707,435 S * 6/2014 Ng D2/920
D707,950 S * 7/2014 William, Jr. D2/972
D709,280 S 7/2014 Shaffer
D710,585 S * 8/2014 Ho D2/972

(Continued)

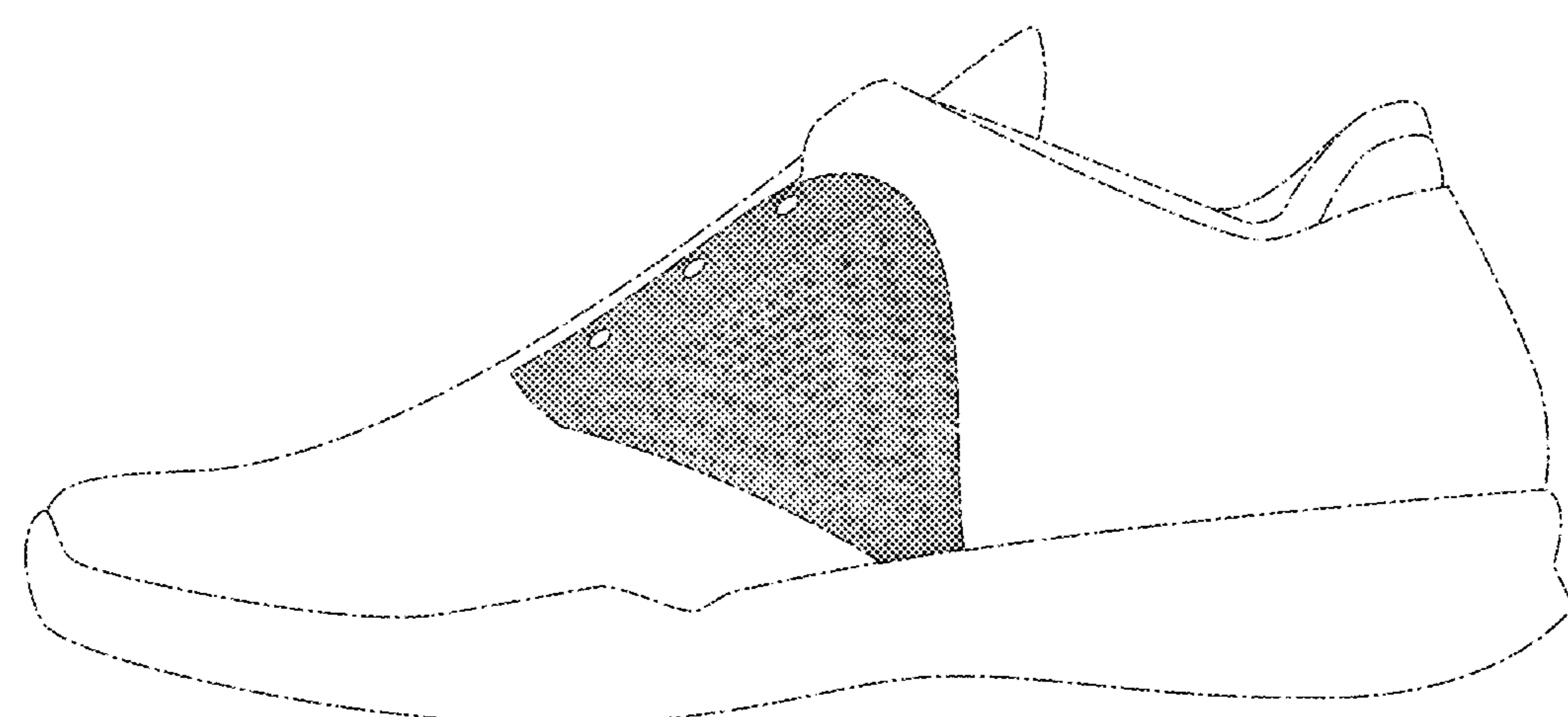
Primary Examiner — Dominic Simone
(74) *Attorney, Agent, or Firm* — Banner & Witcoff, Ltd.

(57) **CLAIM**
The ornamental design for a shoe upper, as shown and described.

DESCRIPTION

FIG. 1 is a front perspective view of a shoe upper showing my new design;
FIG. 2 is a side view thereof; and,
FIG. 3 is a rear perspective view thereof.
The broken lines immediately adjacent to the shaded area represent unclaimed boundaries of the design. The three unshaded eyelet regions within or adjacent to the shaded area form no part of the claimed design. The broken lines showing the remainder of the shoe are for environmental purposes only and form no part of the claimed design.

1 Claim, 3 Drawing Sheets



US D769,602 S

Page 2

(56)

References Cited

U.S. PATENT DOCUMENTS

D713,632 S 9/2014 da Costa Pereira Machado
D716,039 S 10/2014 Mueller
D716,540 S 11/2014 Anceresi et al.

D718,032 S 11/2014 VanHook
D722,224 S * 2/2015 Williams, Jr. D2/972
D722,225 S * 2/2015 Williams, Jr. D2/972
D725,895 S * 4/2015 Cin D2/972
D731,164 S * 6/2015 Williams, Jr. D2/972

* cited by examiner

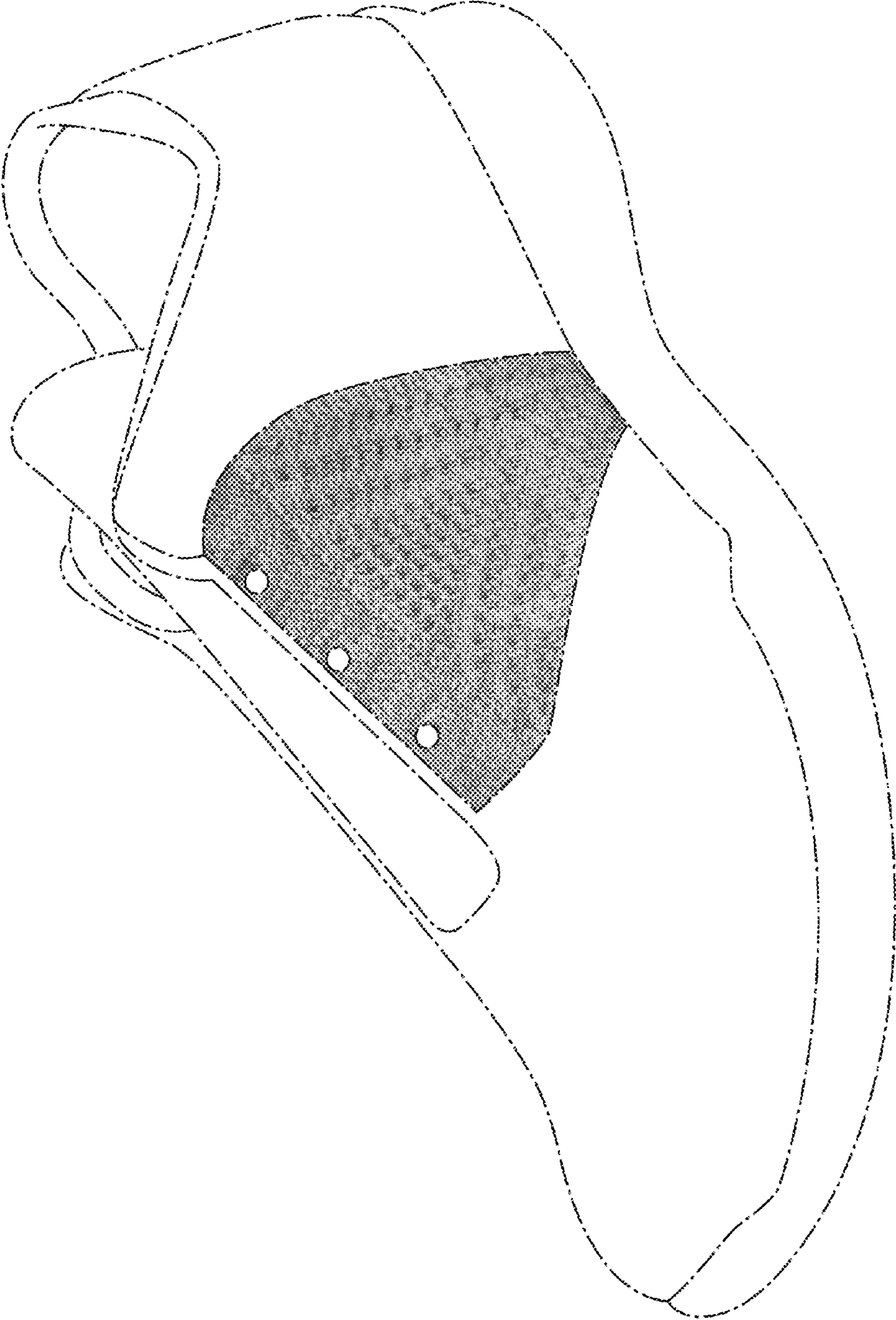


FIG. 1

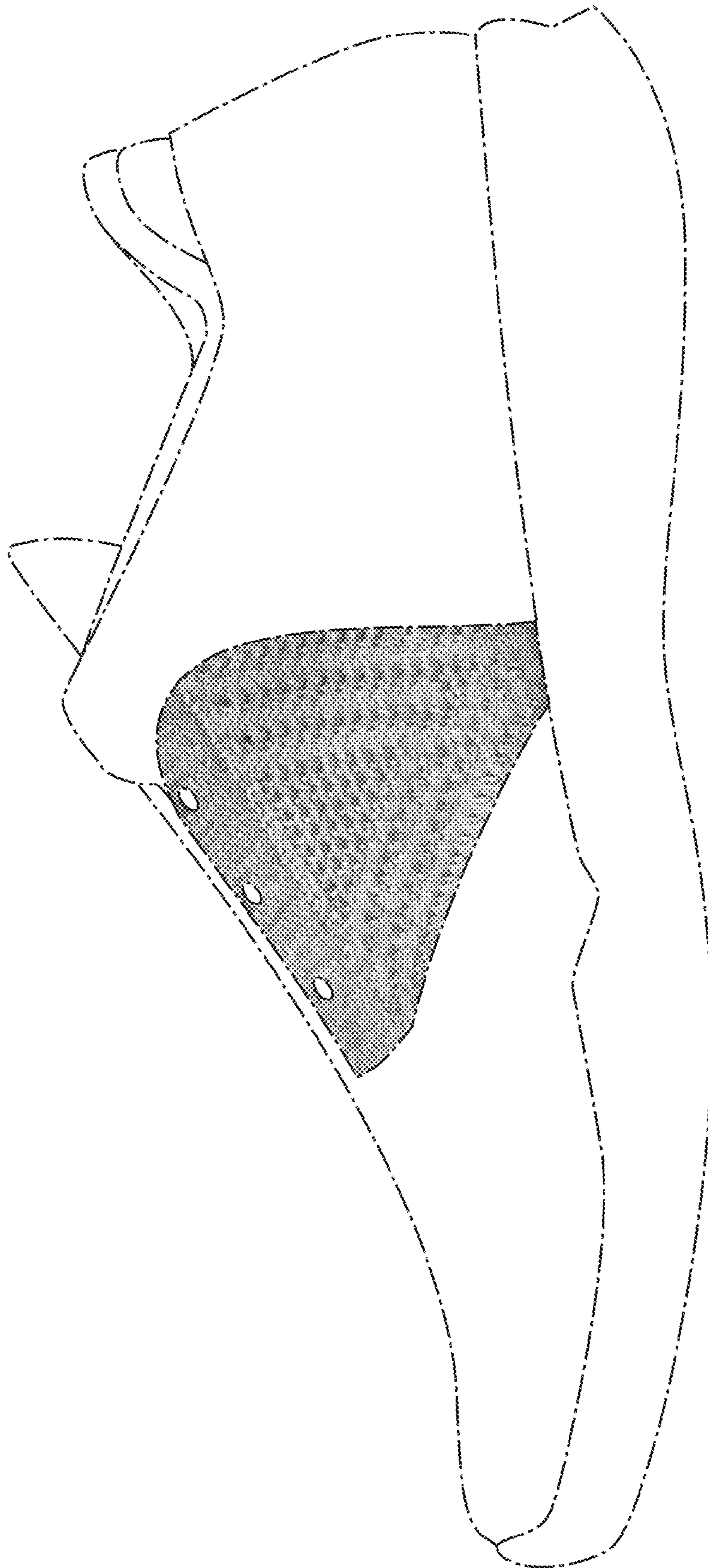


FIG. 2

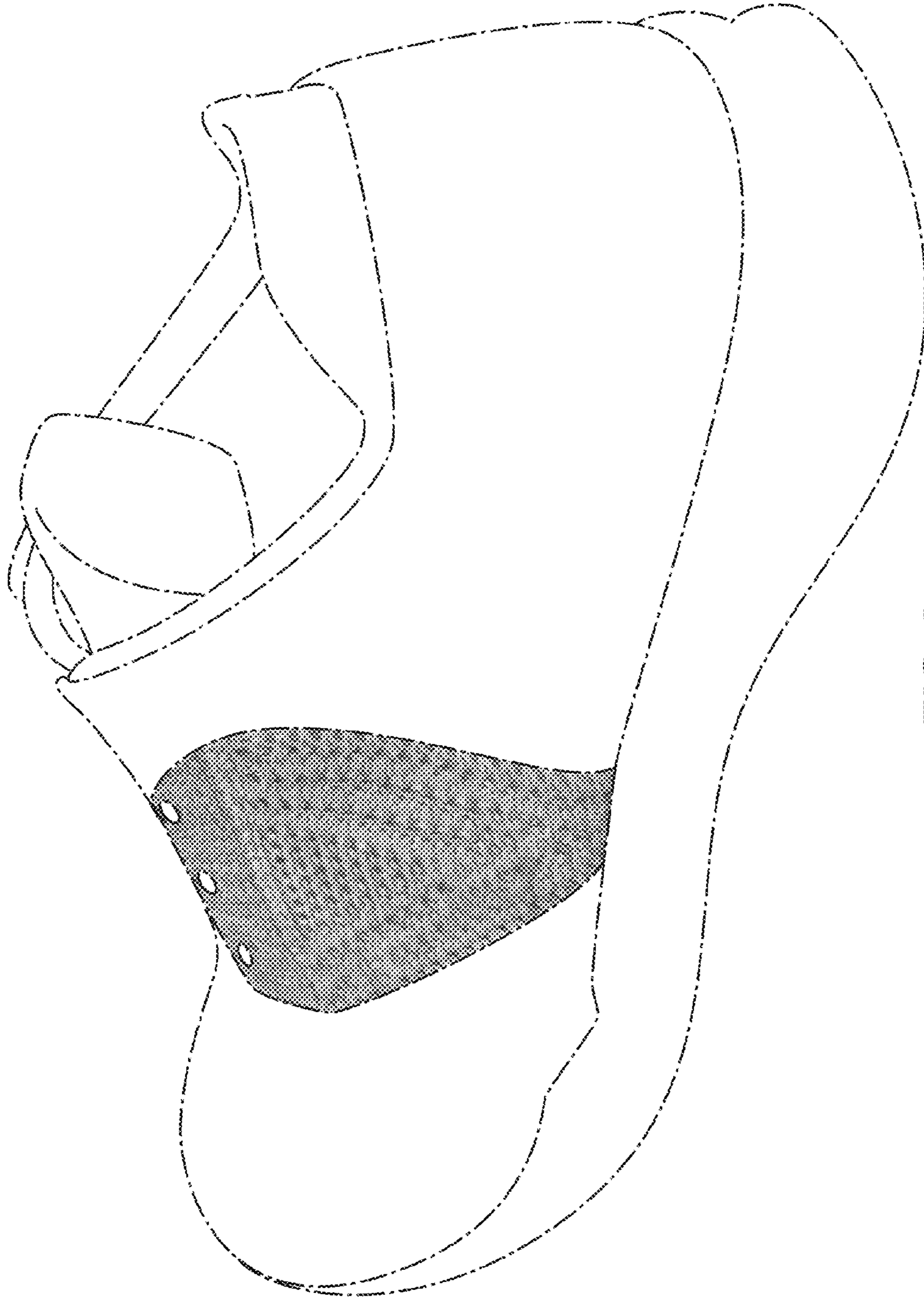


FIG. 3