



US00D769601S

(12) **United States Design Patent** (10) **Patent No.:** **US D769,601 S**
Hardman (45) **Date of Patent:** **** Oct. 25, 2016**

(54) **SHOE UPPER**
(71) Applicant: **NIKE, Inc.**, Beaverton, OR (US)
(72) Inventor: **Tony Hardman**, Portland, OR (US)
(73) Assignee: **NIKE, Inc.**, Beaverton, OR (US)
(**) Term: **15 Years**
(21) Appl. No.: **29/527,217**
(22) Filed: **May 17, 2015**
(51) **LOC (10) Cl.** **02-99**
(52) **U.S. Cl.**
USPC **D2/972**
(58) **Field of Classification Search**
USPC D2/902, 906-908, 944, 969, 972-974
CPC A43B 13/181; A43B 13/141; A43B 13/186;
A43B 13/188; A43B 23/00; A43B 23/02;
A43B 5/00; A43B 23/26; A43B 1/04; A43B
11/14; A43B 7/00; A43C 1/00; A43C 11/00
See application file for complete search history.

D603,154 S 11/2009 Nakano
D613,935 S 4/2010 Thornhill
D613,936 S 4/2010 Thornhill
D618,452 S 6/2010 Dean et al.
D620,690 S 8/2010 Banik et al.
D642,785 S 8/2011 Mayden
D643,612 S 8/2011 Chang
D648,113 S 11/2011 Chang
D661,887 S 6/2012 Petrie
D662,310 S 6/2012 Petrie
D675,421 S 2/2013 Petrie
D676,649 S 2/2013 Fogg et al.
D710,083 S 8/2014 Dolce
D714,042 S 9/2014 Petrie

(56) **References Cited**

U.S. PATENT DOCUMENTS

D296,492 S * 7/1988 Brown D2/972
D296,721 S * 7/1988 Brown D2/973
D297,591 S * 9/1988 Brown D2/973
D307,350 S 4/1990 Brown et al.
D307,508 S 5/1990 Miller et al.
D325,463 S * 4/1992 Rogers D2/973
D406,628 S * 3/1999 Avar D2/973
D412,614 S * 8/1999 Lavertue D2/972
D467,062 S 12/2002 Delgorgue et al.
D474,591 S * 5/2003 Clegg D2/972
D475,519 S 6/2003 Morris
D494,356 S * 8/2004 Cooper D2/972
D514,798 S 2/2006 Avar
D536,515 S 2/2007 Koyess et al.
D544,698 S 6/2007 Chang
D573,784 S * 7/2008 Petrie D2/972
D593,306 S * 6/2009 St-Louis D2/969

OTHER PUBLICATIONS

NIKE Footwear Catalog, 2013 Spring Mens Sportswear Footwear Best, p. 7, published May 2012, NIKE, Inc., USA.

* cited by examiner

Primary Examiner — Dominic Simone
(74) *Attorney, Agent, or Firm* — Banner & Witcoff, Ltd.


(57) **CLAIM**

The ornamental design for a shoe upper, as shown and described.

DESCRIPTION

FIG. 1 is a side view of a shoe upper showing my new design;
FIG. 2 is a rear perspective view thereof;
FIG. 3 is a second rear perspective view thereof; and,
FIG. 4 is an opposite side view thereof.
The broken lines immediately adjacent to the shaded area represent unclaimed boundaries of the design. The four unshaded regions within the shaded area form no part of the claimed design. The broken lines showing the remainder of the shoe are for environmental purposes only and form no part of the claimed design.

1 Claim, 4 Drawing Sheets



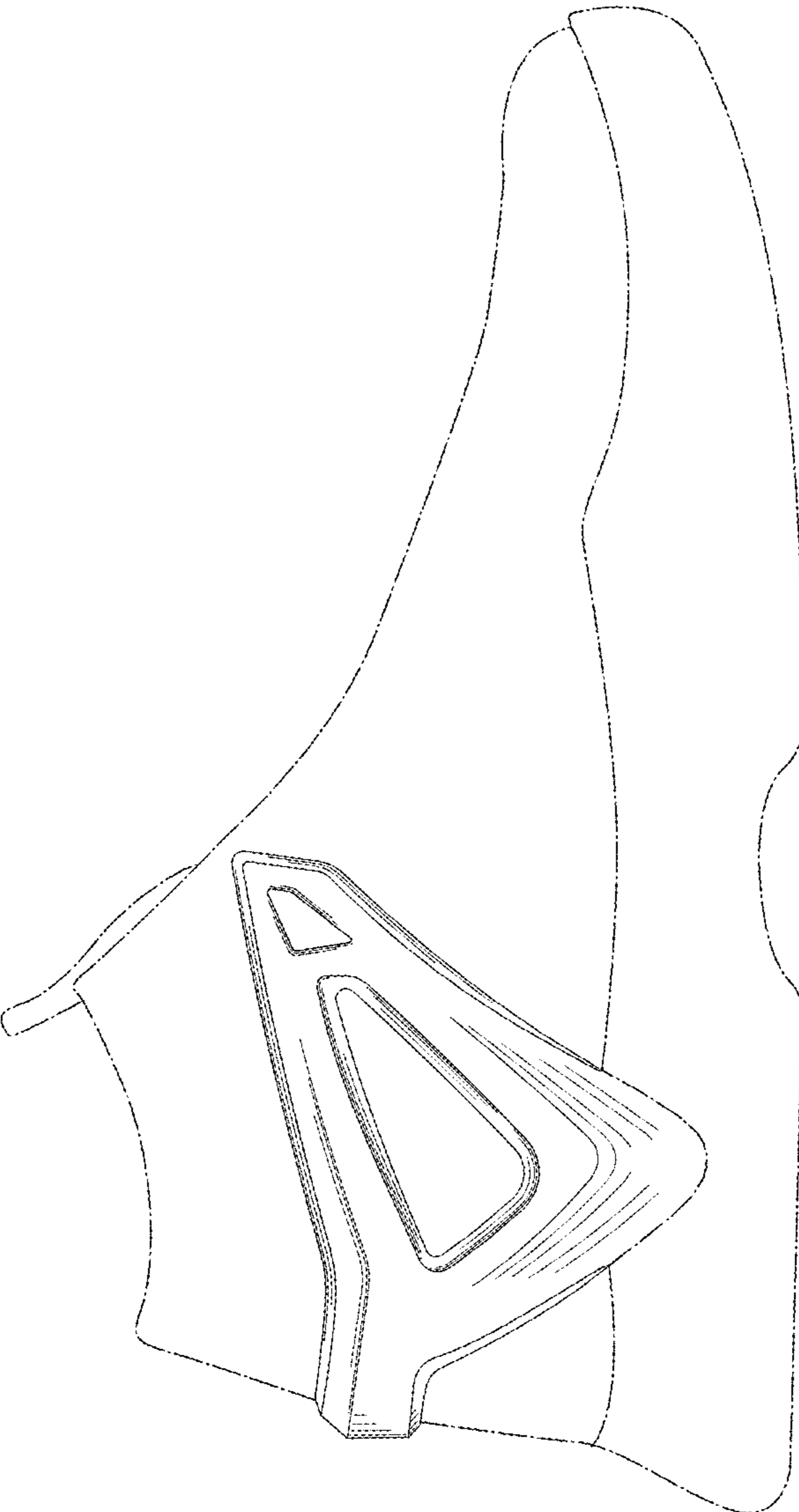


FIG. 1

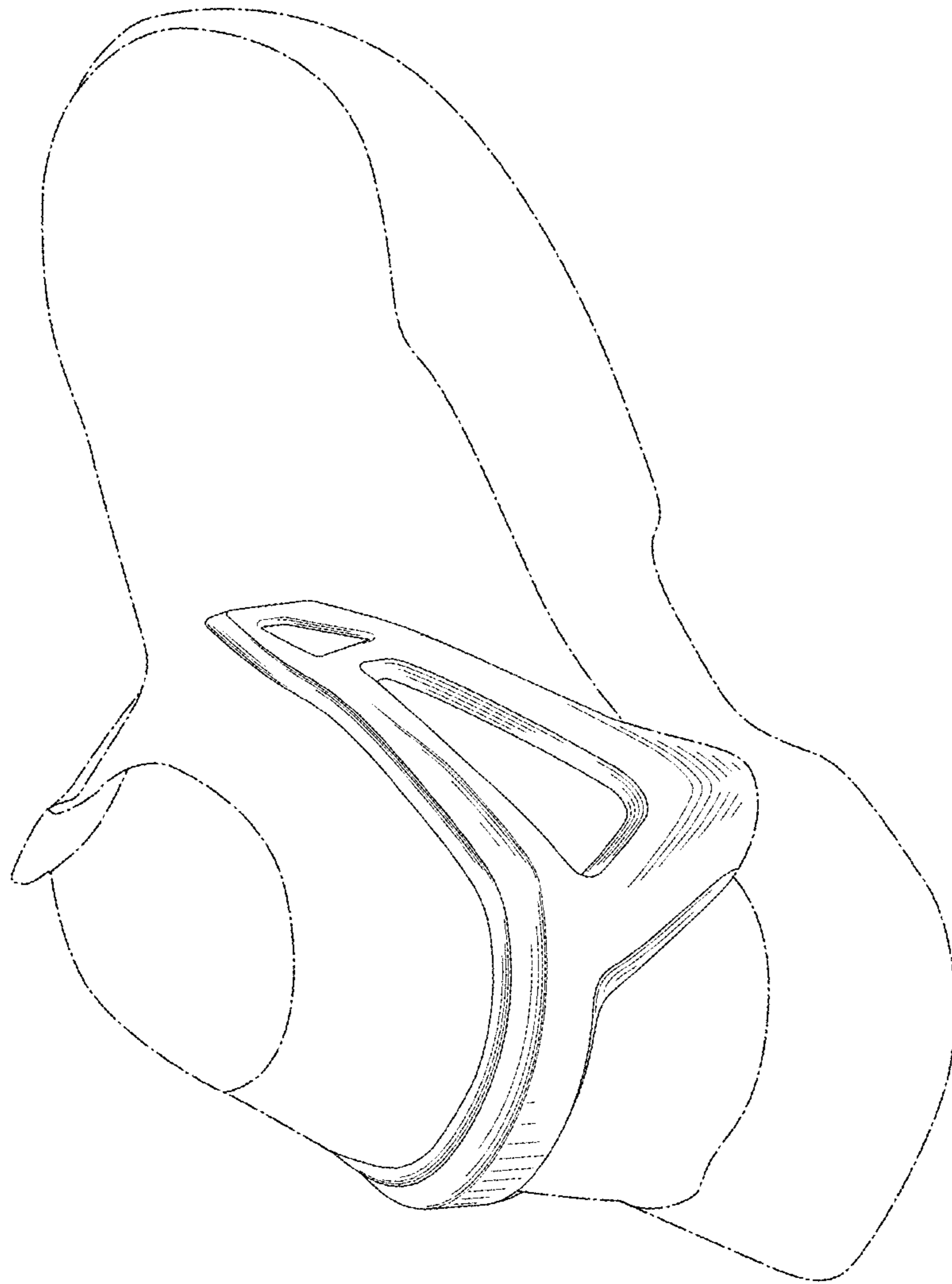


FIG. 2

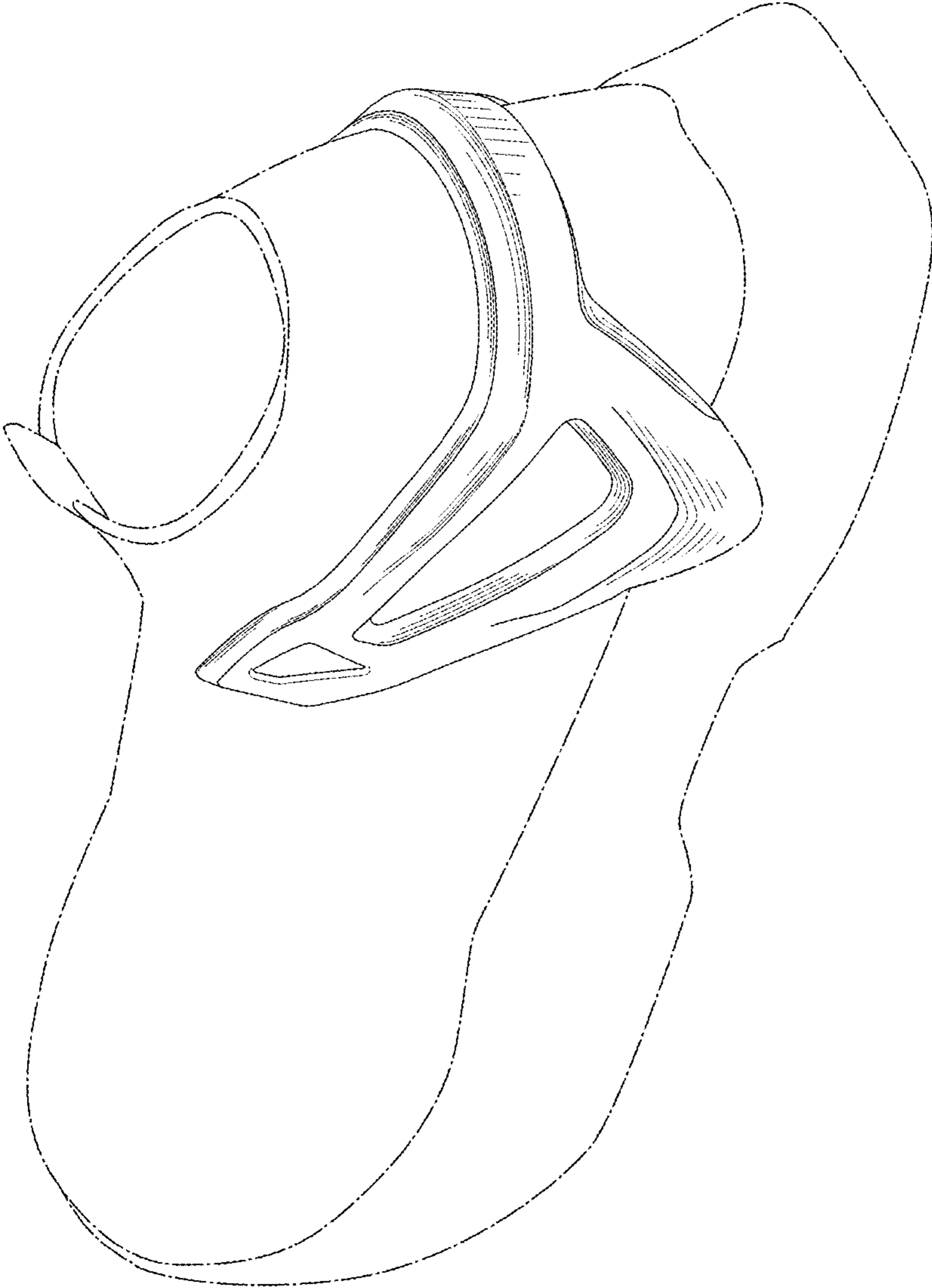


FIG. 3

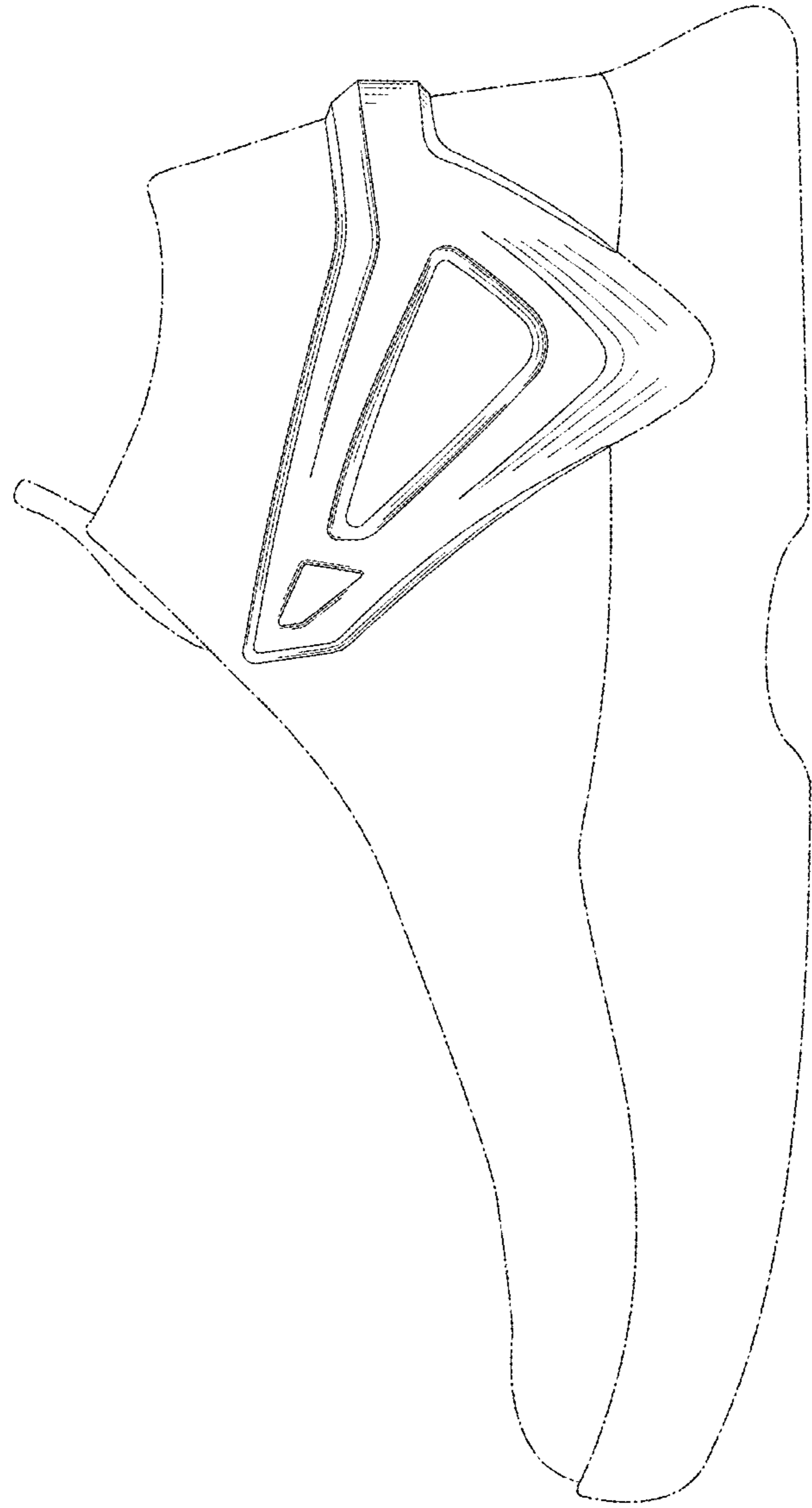


FIG. 4