

US00D769598S

(12) **United States Design Patent**
McClaskie

(10) **Patent No.:** **US D769,598 S**

(45) **Date of Patent:** **** Oct. 25, 2016**

(54) **UPPER FOR A SHOE**

(71) Applicant: **Thomas E. McClaskie**, Bethlehem, PA
(US)

(72) Inventor: **Thomas E. McClaskie**, Bethlehem, PA
(US)

(73) Assignee: **Columbia Insurance Company**,
Omaha, NE (US)

(**) Term: **14 Years**

(21) Appl. No.: **29/523,832**

(22) Filed: **Apr. 14, 2015**

(51) **LOC (10) Cl.** **02-04**

(52) **U.S. Cl.**
USPC **D2/970; D2/910**

(58) **Field of Classification Search**
USPC D2/896, 900, 909-911, 943, 946, 969,
D2/970, 974; 36/83, 1.5, 2 R, 109, 3 A,
36/7.1 R, 45, 52, 112, 100
CPC A43C 1/00; A43C 11/004; A43B 3/16;
A43B 23/00
See application file for complete search history.

(56) **References Cited**

U.S. PATENT DOCUMENTS

D448,144 S * 9/2001 Jacobs D2/909
D579,645 S * 11/2008 Guers-Neyraud D2/970

D581,646 S * 12/2008 Le D2/970
D625,095 S * 10/2010 Issler D2/911
D701,381 S * 3/2014 Spring D2/911
D732,813 S * 6/2015 McClaskie D2/970

* cited by examiner

Primary Examiner — Ian Simmons

Assistant Examiner — Rashida C Walshon

(74) *Attorney, Agent, or Firm* — IP Attorneys Group,
LLC

(57) **CLAIM**


The ornamental design for an upper for a shoe, as shown and described.


DESCRIPTION

FIG. 1 is a perspective view of an upper for a shoe in accordance with my new design;
FIG. 2 is a top view thereof;
FIG. 3 is a left view thereof;
FIG. 4 is a right view thereof;
FIG. 5 is a front view thereof; and,
FIG. 6 is a rear view thereof.

The broken lines shown in all of the figures are for environmental purposes and form no part of the claim.

1 Claim, 6 Drawing Sheets





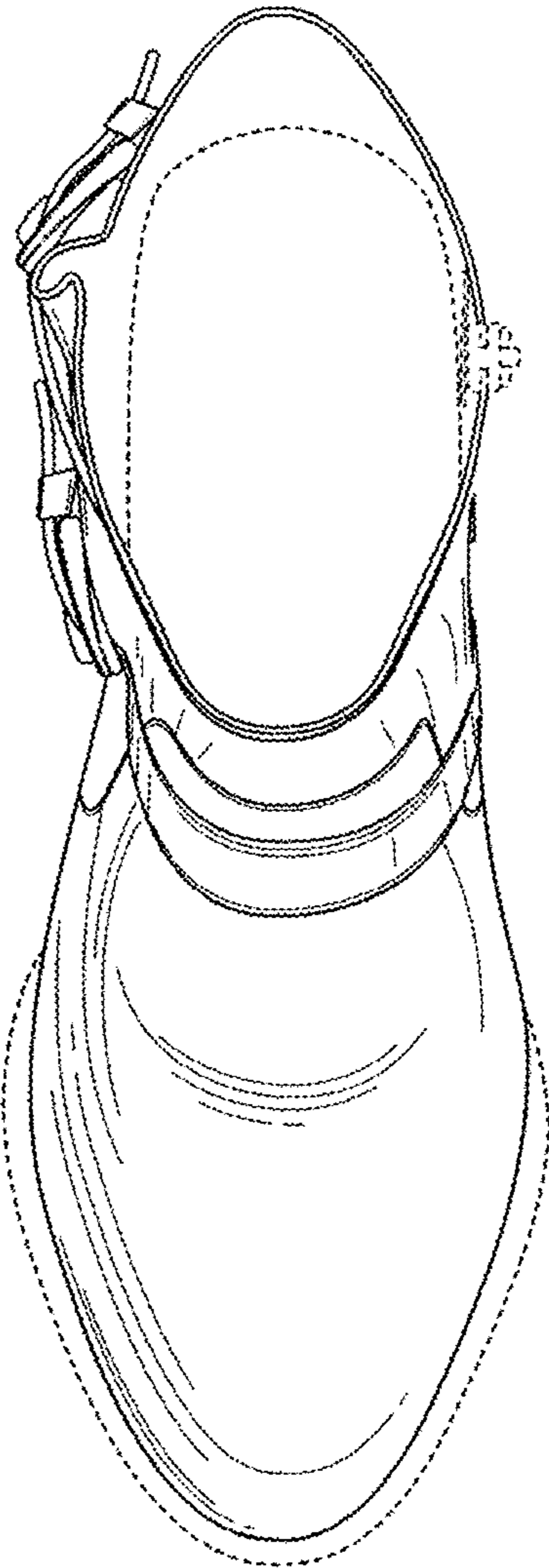


FIG. 2

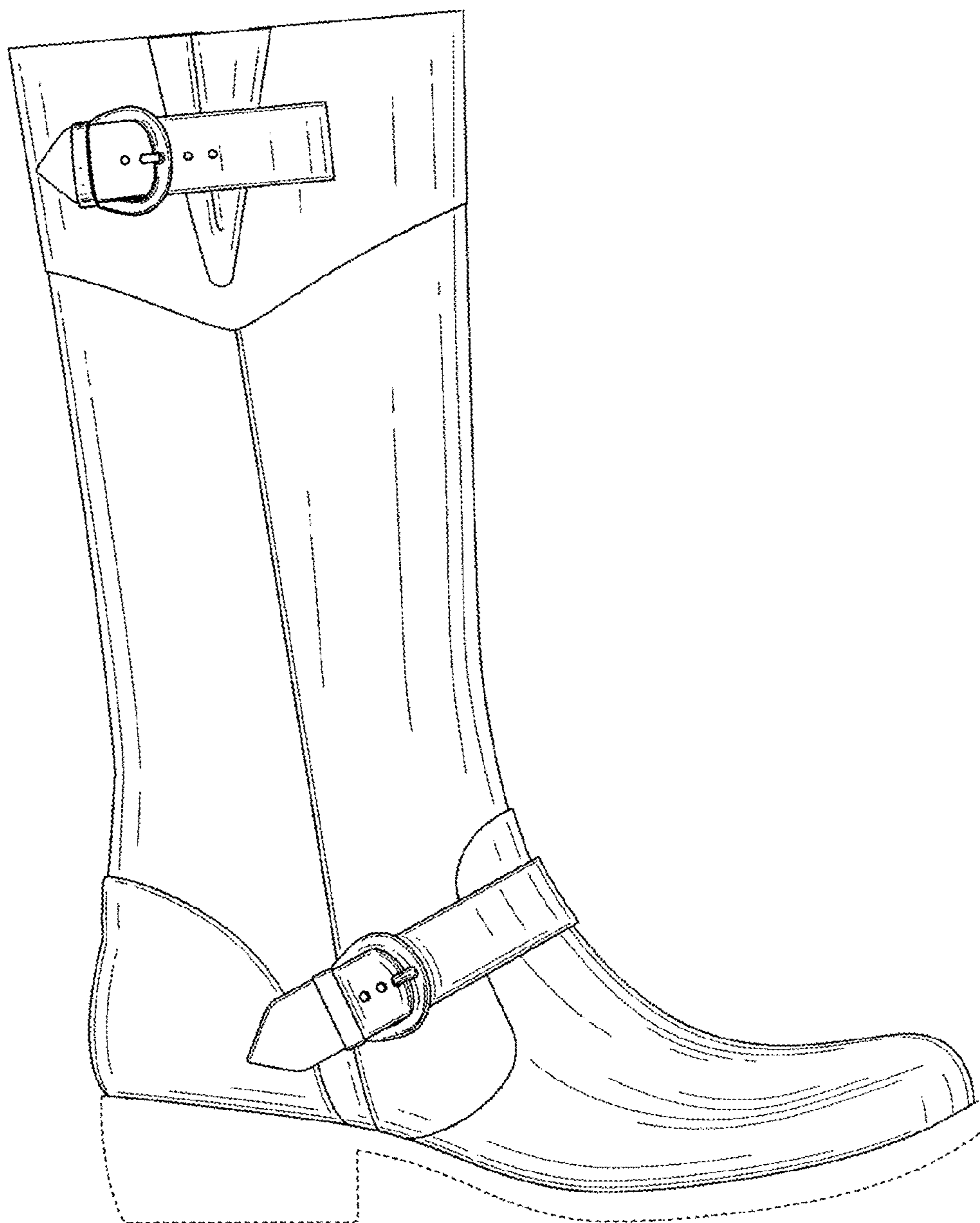


FIG. 3



FIG. 4

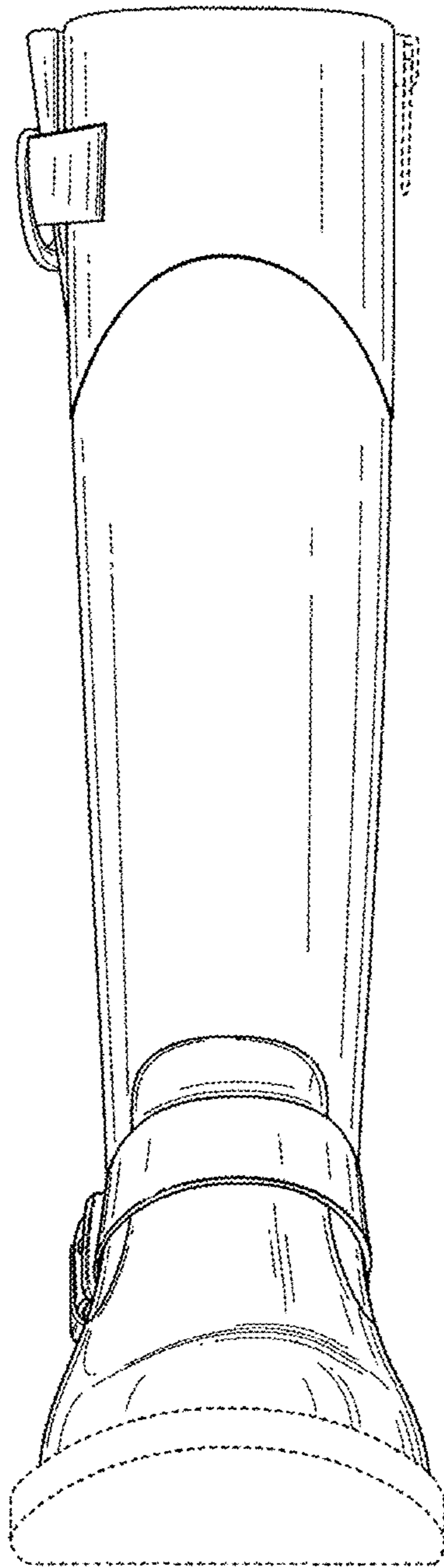


FIG. 5

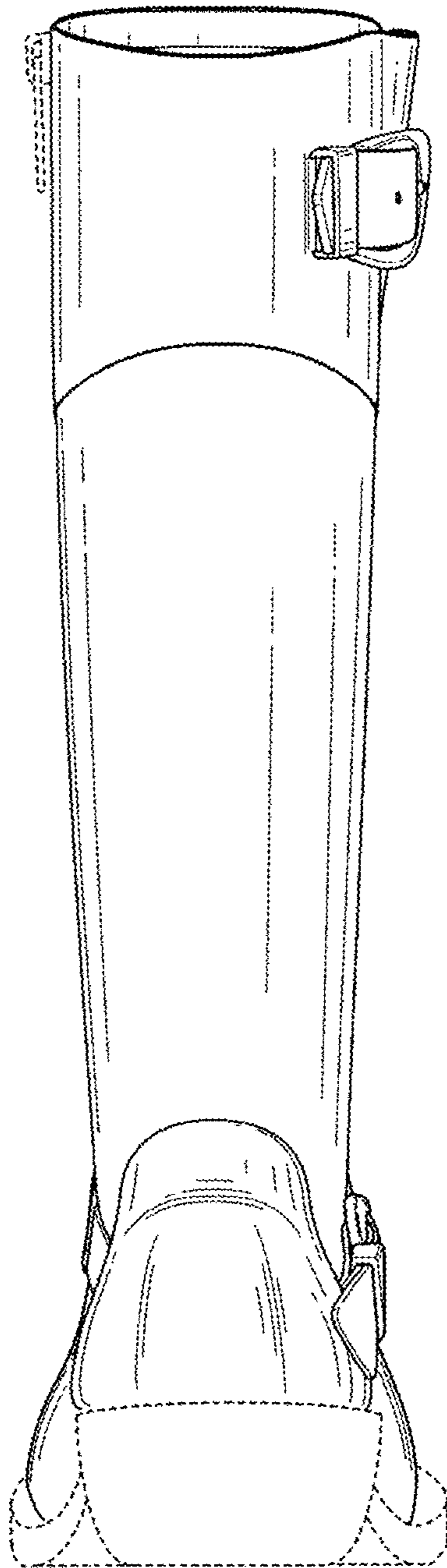


FIG. 6