



US00D769590S

(12) **United States Design Patent** (10) **Patent No.:** **US D769,590 S**  
**Aveni et al.** (45) **Date of Patent:** **\*\* Oct. 25, 2016**

(54) **FOOTWEAR ARTICLE**  
(71) Applicant: **Fuerst Group, Inc.**, Menlo Park, CA (US)  
(72) Inventors: **Michael A. Aveni**, Lake Oswego, OR (US); **John Tawney**, Portland, OR (US); **Rory Fuerst**, Portland, OR (US)  
(73) Assignee: **Fuerst Group, Inc.**, Menlo Park, CA (US)

D351,275 S 10/1994 Hatfield et al.  
D391,068 S 2/1998 Aveni et al.  
D393,360 S 4/1998 Aveni et al.  
D437,475 S \* 2/2001 Kieler ..... D2/916  
6,449,879 B1 9/2002 Fallon et al.  
D467,723 S 12/2002 Gerber et al.  
7,204,042 B2 4/2007 Aveni

(Continued)

**FOREIGN PATENT DOCUMENTS**

JP 3038372 U 6/1997  
KR 1998068775 U 12/1998

(\*\*) Term: **15 Years**

(21) Appl. No.: **29/534,093**

(22) Filed: **Jul. 24, 2015**

**Related U.S. Application Data**

(63) Continuation of application No. 29/472,184, filed on Nov. 8, 2013, now Pat. No. Des. 737,561.

(51) **LOC (10) Cl.** ..... **02-04**

(52) **U.S. Cl.**  
USPC ..... **D2/935**

(58) **Field of Classification Search**  
USPC ..... D2/896, 900, 916, 918, 925-942, 971  
CPC ..... A43B 21/00; A43B 21/02; A43B 21/06;  
A43B 9/14

See application file for complete search history.

(56) **References Cited**

**U.S. PATENT DOCUMENTS**

D90,369 S \* 7/1933 Kaminski ..... D2/935  
D95,204 S \* 4/1935 Hafin ..... D2/931  
D98,676 S \* 2/1936 Klein ..... D2/930  
D102,346 S \* 12/1936 Stein ..... D2/931  
D115,200 S \* 6/1939 Doree ..... D2/928  
D127,607 S \* 6/1941 Varney ..... D2/927  
D138,211 S \* 7/1944 Burrafato ..... D2/930

**OTHER PUBLICATIONS**

ISA Korean Intellectual Property Office, International Search Report and Written Opinion Issued in Application No. PCT/US2013/069311, Feb. 11, 2014, WIPO, 11 pages.

*Primary Examiner* — Dominic Simone

(74) *Attorney, Agent, or Firm* — Alleman Hall McCoy Russell & Tuttle LLP

(57) **CLAIM**

An ornamental design for footwear article, as shown and described.

**DESCRIPTION**

FIG. 1 is a right side view of a footwear article according to the present invention.

FIG. 2 is a left side view of the footwear article of FIG. 1.

FIG. 3 is a bottom view of the footwear article of FIG. 1.

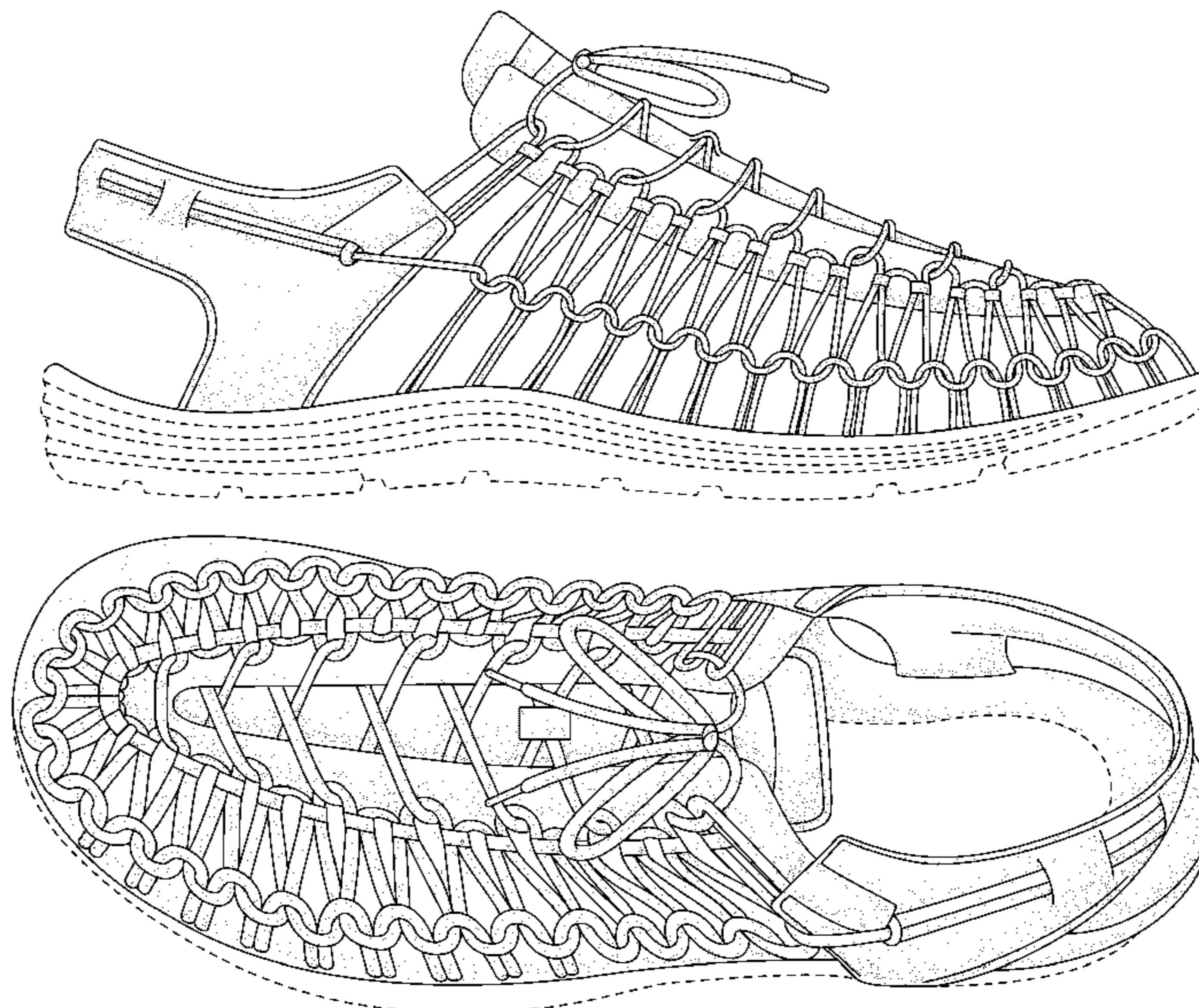
FIG. 4 is a top view of the footwear article of FIG. 1.

FIG. 5 is a rear view of the footwear article of FIG. 1; and,

FIG. 6 is a front view of the footwear article of FIG. 1.

The dashed lines in FIGS. 1-6 are for illustrative purposes only and form no part of the claimed design.

**1 Claim, 6 Drawing Sheets**



# US D769,590 S

Page 2

---

(56)

## References Cited

### U.S. PATENT DOCUMENTS

7,293,371 B2 11/2007 Aveni  
7,703,220 B2 4/2010 Aveni  
8,051,581 B2 11/2011 Aveni

2006/0059715 A1 3/2006 Aveni  
2011/0041359 A1 2/2011 Dojan et al.  
2012/0017468 A1 1/2012 Dojan et al.  
2012/0066931 A1 3/2012 Dojan et al.

\* cited by examiner

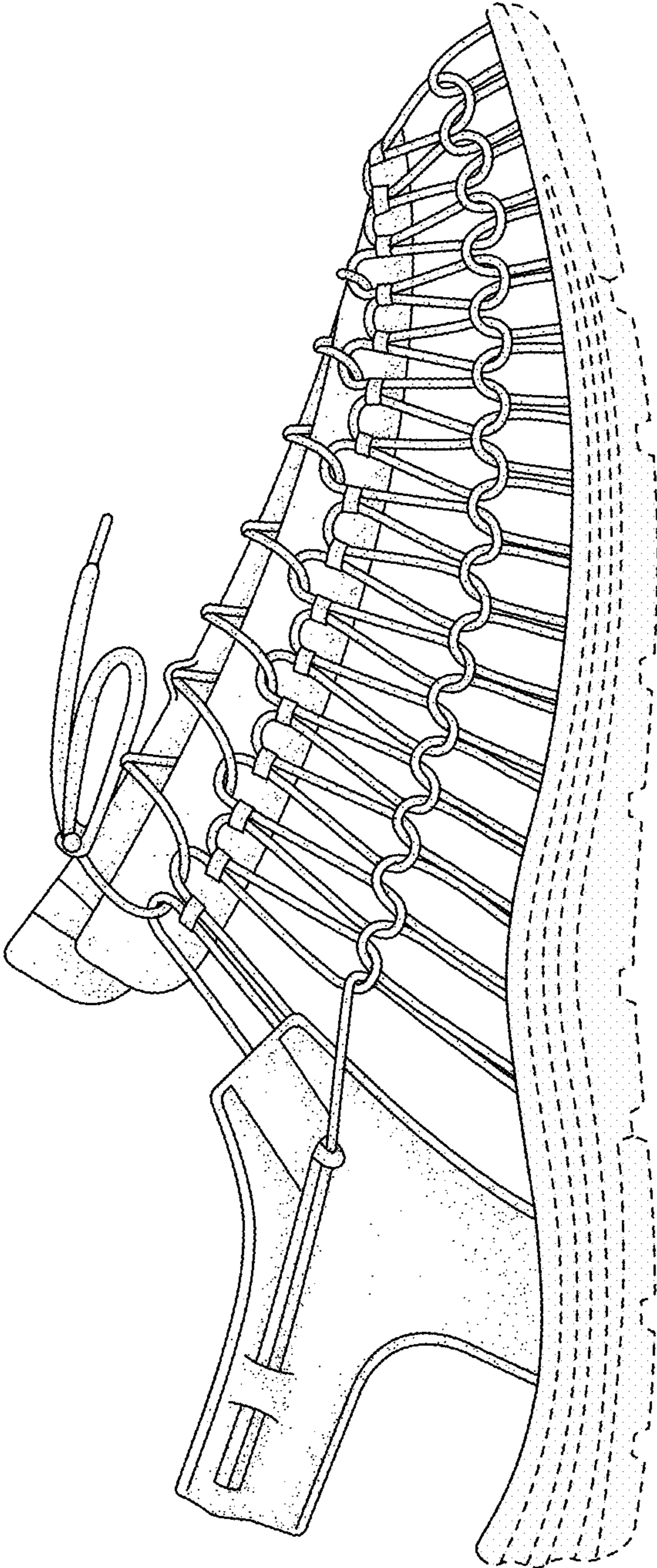


FIG. 1



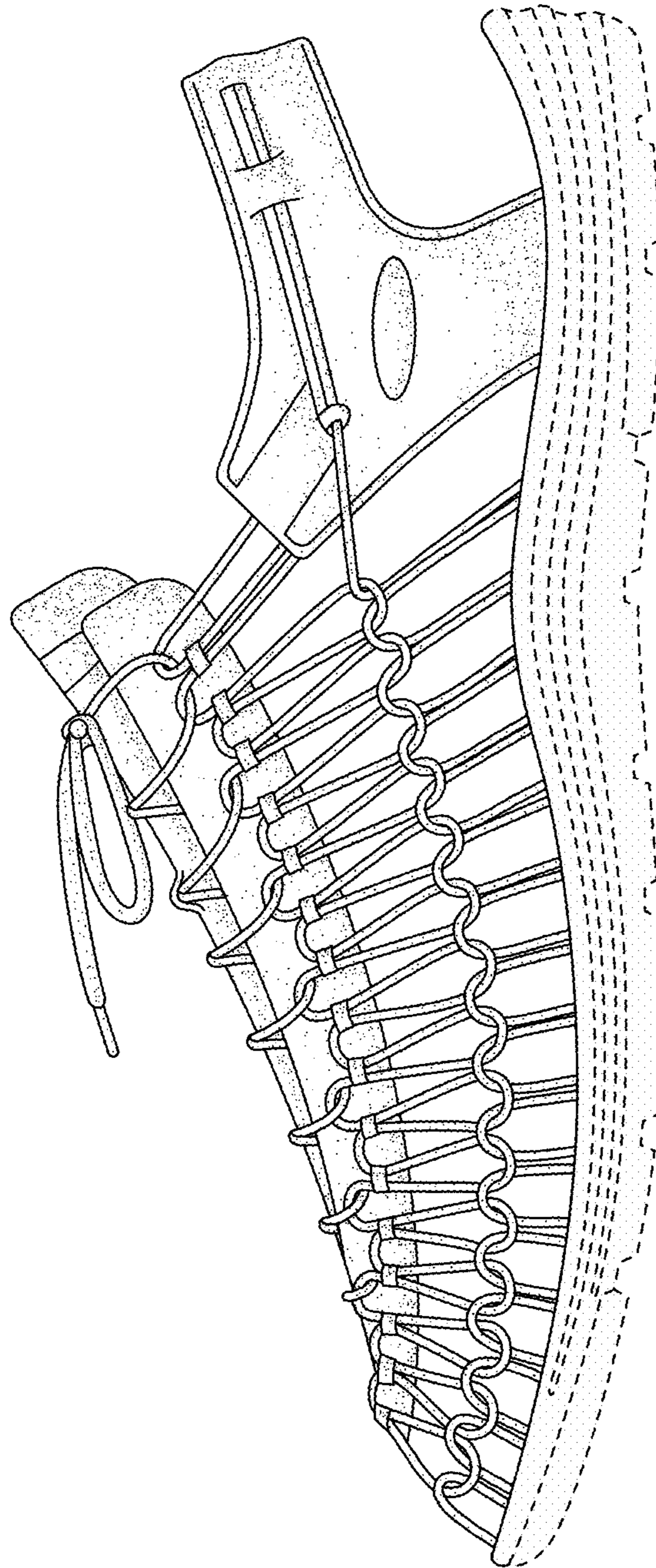


FIG. 2

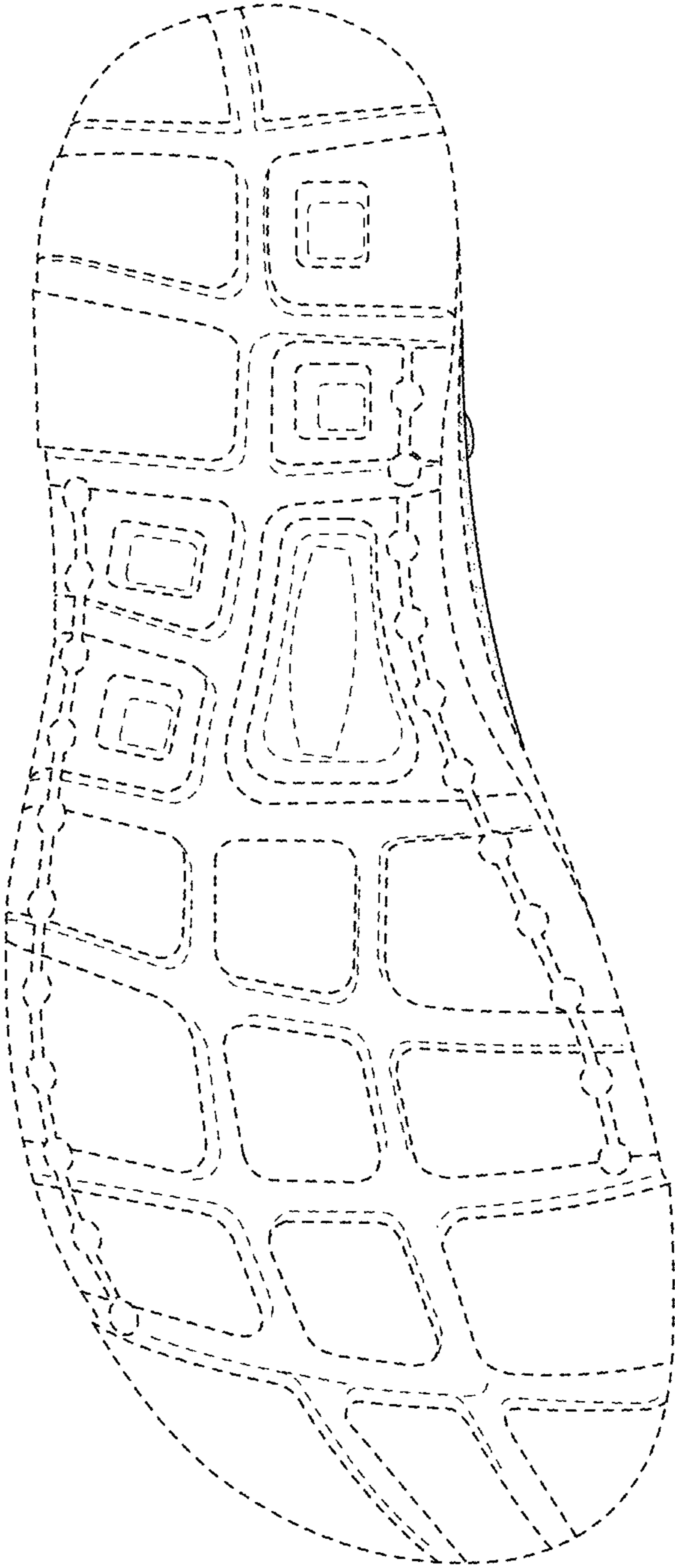


FIG. 3

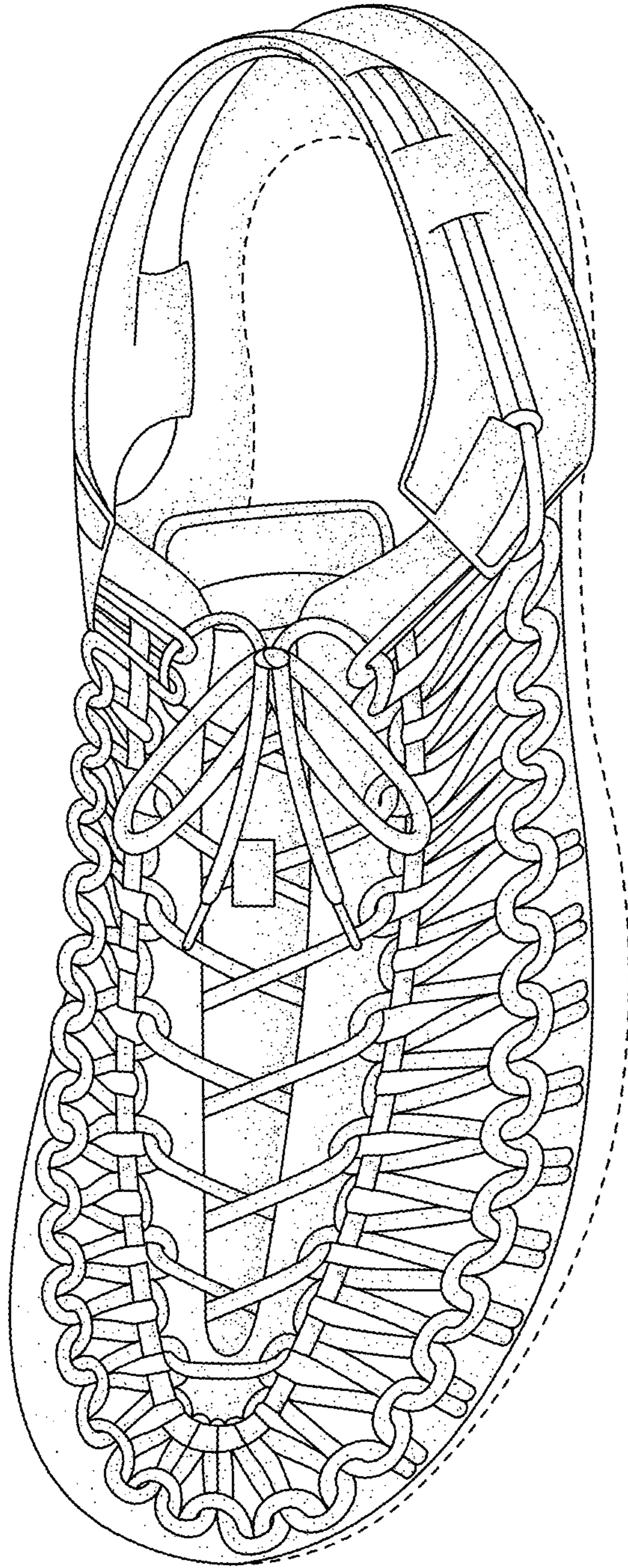


FIG. 4

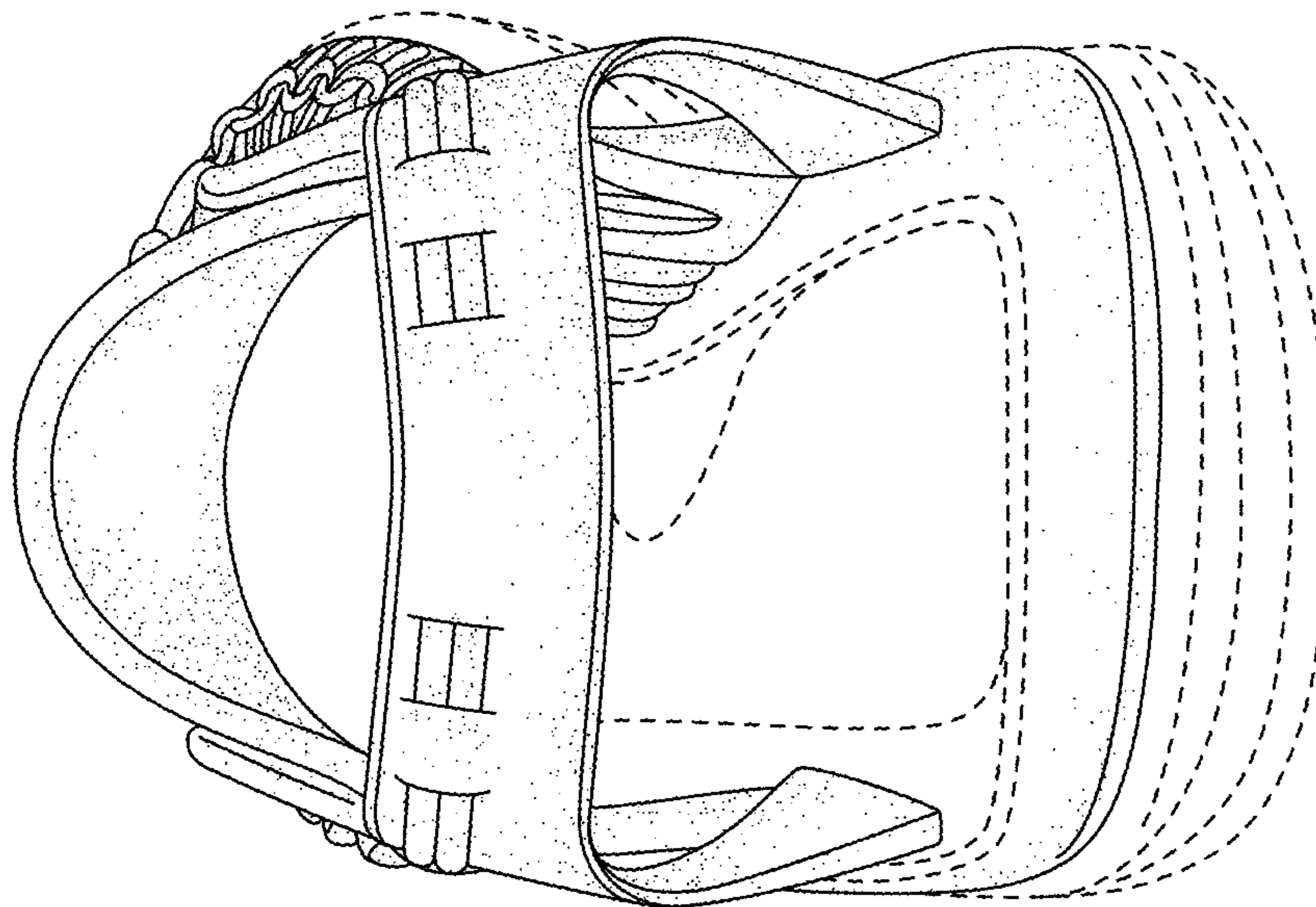


FIG. 5



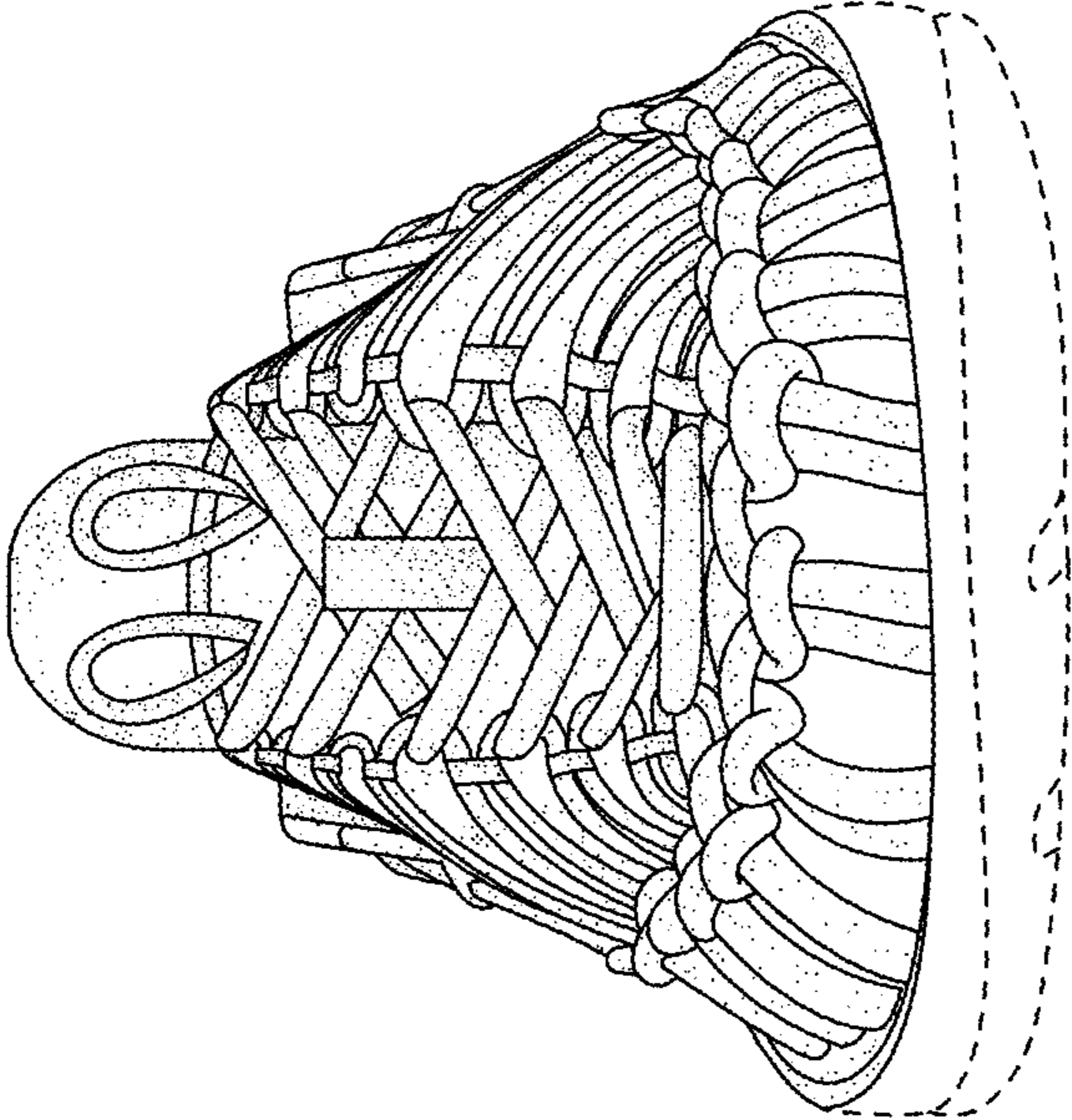


FIG. 6