



US00D769573S

(12) **United States Design Patent**
Collinet

(10) **Patent No.:** **US D769,573 S**

(45) **Date of Patent:** **** Oct. 25, 2016**

(54) **CONFECTION**

(71) Applicant: **Societe des Produits Nestle S.A.,**
Vevey (CH)

(72) Inventor: **Louis Collinet,** Levallois-Perret (FR)

(73) Assignee: **Societe des Produits Nestle S.A.,**
Vevey (CH)

(**) Term: **15 Years**

(21) Appl. No.: **29/545,493**

(22) Filed: **Nov. 13, 2015**

(30) **Foreign Application Priority Data**

May 22, 2015 (CH) 141576

(51) **LOC (10) Cl.** **01-01**

(52) **U.S. Cl.**
USPC **D1/121; D1/127**

(58) **Field of Classification Search**

USPC D1/100–130, 199; 426/5, 104, 249,
426/275, 660; D24/101–104; 273/429;
D9/707; D28/8.1; D14/433; D7/354,
D7/359, 391, 672; D15/90; D25/105, 111,
D25/113, 138
CPC A23G 3/54; A23G 4/20; A23G 3/343;
A23G 3/36; A23G 3/28; A61K 9/2072;
A61K 9/2095

See application file for complete search history.

(56) **References Cited**

U.S. PATENT DOCUMENTS

D90,592 S * 8/1933 Peterson D1/121
3,608,261 A * 9/1971 French B28B 1/526
264/241

D417,766 S * 12/1999 Sherman D1/127
D509,642 S * 9/2005 Cudjoe D1/121
D531,326 S * 10/2006 Folliard D25/163
D582,057 S * 12/2008 Plies D25/113
D589,676 S * 4/2009 Wilson D1/125
D608,914 S * 1/2010 Heatherly D25/138
D619,776 S * 7/2010 Wilson D1/121
D622,874 S * 8/2010 Cantley D25/138
D658,347 S * 5/2012 Gottardi B. Maia D1/121
D715,020 S * 10/2014 Moore D1/121
2014/0272294 A1 * 9/2014 Moore B44C 5/04
428/141

* cited by examiner

Primary Examiner — Garth Rademaker

Assistant Examiner — Katie S Mroczka

(74) *Attorney, Agent, or Firm* — K&L Gates LLP

(57) **CLAIM**


The ornamental design for a confection, as shown and described.

DESCRIPTION

FIG. 1 illustrates a top perspective view of a confection according to the present disclosure;
FIG. 2 illustrates a top plan view thereof;
FIG. 3 illustrates a bottom plan view thereof;
FIG. 4 illustrates a left side elevational view thereof;
FIG. 5 illustrates a right side elevational view thereof;
FIG. 6 illustrates a front side elevational view thereof; and,
FIG. 7 illustrates a rear side elevational view thereof.

The ornamental design that is claimed is shown in solid lines in the drawings. Any broken lines in the drawings are for illustrative purposes only and form no part of the claimed design.

1 Claim, 4 Drawing Sheets



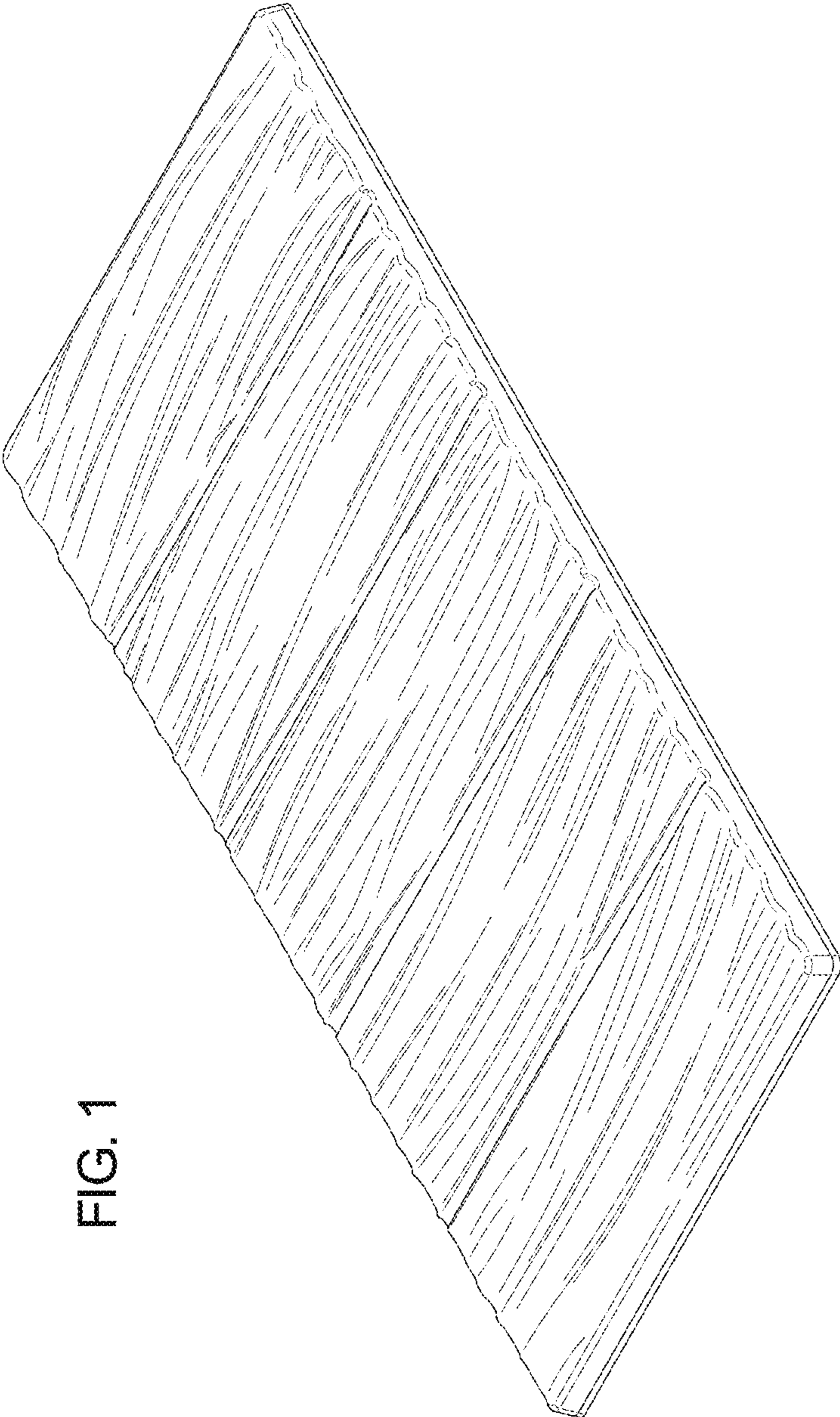


FIG. 1

FIG. 2




FIG. 3




FIG. 4

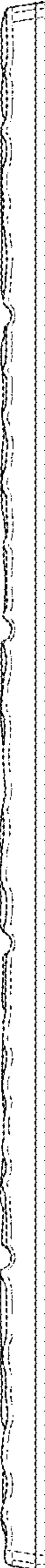


FIG. 5

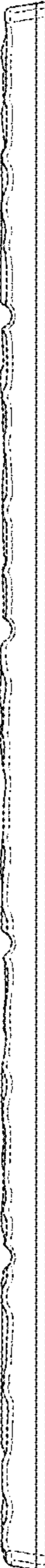


FIG. 6




FIG. 7

